SGS®
Solid Carbide Tools

VALUE AT THE SPINDLE®

2021 Global Product Catalog

KYOCERA

www.kyocera-sgstool.com

ISO 9001:2015 Certified

SGS®
Solid Carbide Tools

VALUE AT THE SPINDLE®

KYOCERA SGS Precision Tools (KSPT) is an ISO 9001:2015 Certified manufacturer of industry leading round solid carbide cutting tools. State of the art manufacturing and warehouse facilities have the capacity and processes to meet the quality and delivery demands of customers in all markets around the world. Complete inspections performed within its metallurgical lab and manufacturing quality departments ensure the use of high quality carbide and reliable manufacturing consistency regardless of when a cutting tool is produced.

KSPT is proud to have pioneered some of the world's most advanced cutting technologies due to rigorous testing of tools, coatings, and materials within its Global Innovation Center. It is this commitment to innovation that has launched patented products and technologies like the Z-Carb with its variable geometry and cutting edge preparation, Series 43 APR® and APF® ultra high performance aluminum cutting tools, and the JetStream coolant technology.

SGS has become an important part of the KYOCERA Precision Tools family, and while the name has changed, one thing has not. Its dedicated people and their relentless commitment to the customer. KSPT Technical Sales Engineers, Application Specialists, and Distribution Partners blanket the globe, delivering reliable service and support to all market segments. It is these people and products that drive innovative application strategies and cutting tool technologies into the end user, continually exceeding expectations and providing the most Value at the Spindle®.

Table of Contents

KYOCERA SGS Precision Tools 2
KYOCERA SGS Precision Tools Europe Ltd. . . 4
Global Innovation Center 5
Tooling Services. 6
Tech Hub 7
Medical Divison 8
Tool Wizard® 9

OVERVIEW
Common Legend. 11
End Mill Legend. 12
Drill Legend. 13
Router Legend 14

COATINGS 15

MILLING
High Performance End Mills. 16
End Mill Matrix. 22
High Performance Aluminum End Mills 122
General Purpose End Mills. 168

HOLE MAKING
High Performance Drills 224
General Purpose Drills 284
General Purpose Countersinks 310
General Purpose Reamers 326

ROUTING
High Performance Routers 334
General Purpose Routers 348

TECHNICAL INFORMATION
EDP Index 352
KSPT Reference Information 369
Decimal Equivalent Chart 370
Hardness Conversion Chart 371

SGS®
Solid Carbide Tools

VALUE AT THE SPINDLE®

MORE THAN JUST ANOTHER CUTTING TOOL SUPPLIER

KYOCERA SGS PRECISION TOOLS EUROPE, LTD.
The state of the art KYOCERA SGS Precision Tools Europe facility is located in Wokingham, England and is focused on the manufacture of special cutting tools, high accuracy form tools, tool modifications and regrinds. A highly skilled team of professionals specialize in the supply and support of high performance tools for the Aerospace, Medical, Power Generation and Motorsport markets.

KYOCERA SGS Precision Tools Europe also offers a full range of end mill and drill products as follows:

- Multi-Million Euro Warehouse Stocking Full Range of Catalog Products
- Same Day Shipment on Stock Items
- Multi-Lingual Sales and Technical Support
- Online Portal for Stock Availability, Pricing, Discount Information and 24-Hour Order Placement
- High Performance Product and Application Training, Including the New KYOCERA SGS Tool Clinic

Additional services provided at this facility include:

- A Fast Track for Special Tools Via Our Rapid Response Centre
- Product Research and Development
- Product Engineering and Tool Application Support
- CAD/CAM Software Support

GLOBAL INNOVATION CENTER

INNOVATIVE CUTTING TOOL TECHNOLOGIES

The Global Innovation Center is an environment conducive to innovation. Through testing and development, the dedicated KYOCERA SGS Precision Tools Team focuses on the latest technical competence and machining techniques to bring a continuous stream of new products and advancements to market.

- Cutting Edge Equipment
- Highly Engineered Technology
- Incorporation of innovative machine tool technology for Research and Development

TECHNICAL TRAINING & EDUCATION

Our knowledge-based selling programs are specifically designed to challenge and educate by facilitating programs that mix classroom presentation with hands-on experience. Our own KSPT team members go through the same core training we provide to our valued distribution partners.

- KSPT Campus Tool Clinics
- On-Site Customer Training
- Basic, Advanced and Expert Level Material
- Market-Driven Knowledge

APPLICATION ENGINEERING

The KSPT expertise and global market knowledge allows us to translate customer needs into a commercial sales strategy. The portfolio of KSPT products and services offer an unparalleled track record in performance, cost savings, quality and value at the spindle.

- Market-Driven Productivity Improvements, including the Z-Carb HPR and S-Carb APR/APF®
- Tooling Solutions which include development of new tool geometries, extreme lab testing parameters and extensive field testing
- Technical Support and Troubleshooting
- Research and Development

TOOLING SERVICES

KSPT is committed to providing superior tooling services in the areas of Reconditioning, Recoating, Regrinding, Specials and Alterations. These services are offered to provide unique solutions and enhanced tool life with involvement from the KSPT Technical Support Team.

KSPT proudly offers Tooling Services in North America and Europe.

KSPT TOOLING SERVICES FACILITIES

UNITED STATES OF AMERICA KSPT

150 Marc Drive
Cuyahoga Falls, Ohio 44223 U.S.A.
customer service -
US and Canada: (330) 686-5700
fax - US & Canada: (800) 447-4017
international fax: (330) 686-2146

KYOCERA SGS Precision Tools West Coast Service Center

1814 W. Collins Ave.
Orange, California 92867
phone: (714) 363-3701
fax: (714) 363-3711
email: sgswest@kyocera-sgstool.com

EUROPE KSPTE

10 Ashville Way
Wokingham, Berkshire
RG41 2PL England
phone: (44) 1189-795-200
fax: (44) 1189-795-295
e-mail: SalesEU@kyocera-sgstool.com

KYOCERA SGS Precision Tools Tech Hub

149 Slayton Avenue
Danville, VA 24540
US and Canada: (434) 791-2020
Fax US & Canada: (434) 791-2044
web: www.kyocera-techhub.com

BEFORE



AFTER

KYOCERA SGS Tech Hub LLC

The KYOCERA SGS Tech Hub (KSTH) is an independent subsidiary of KYOCERA SGS Precision Tools Inc. created to focus on custom high-performance cutting tool solutions, while exploring emerging technologies. The state-of-the-art custom facility is designed with the purpose and resources to provide MORE than a cutting tool. KSTH provides a complete scope of services and works with customers to tailor solutions from conception to application and beyond.

SPECIAL CUTTING TOOL SOLUTIONS

KSTH considers each opportunity as a priority project and understands the challenges special tailored tooling present to our end users. Our sole focus is supporting a culture required for applying custom solutions yielding a return on investment with our technical expertise, close collaboration and effective communication. Besides KSTH providing quotation requests within a 24-hour period, we also offer:

- Aggressive Deliveries
- Improved Value Proposition
- Global Resources and Technology
- Full Project Proposal and Management
- Detailed Drawings
- Solid Models
- Process Plans
- Cutting Strategies and Simulations
- Quality Assurance Documentation (ISO 9001:2015 Certified)
- Testing and Validation
- Onsite Application and Optimization Support
- Cradle to Grave Product Support
- Constant Access to KSTH Staff

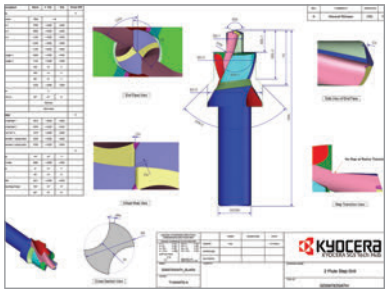

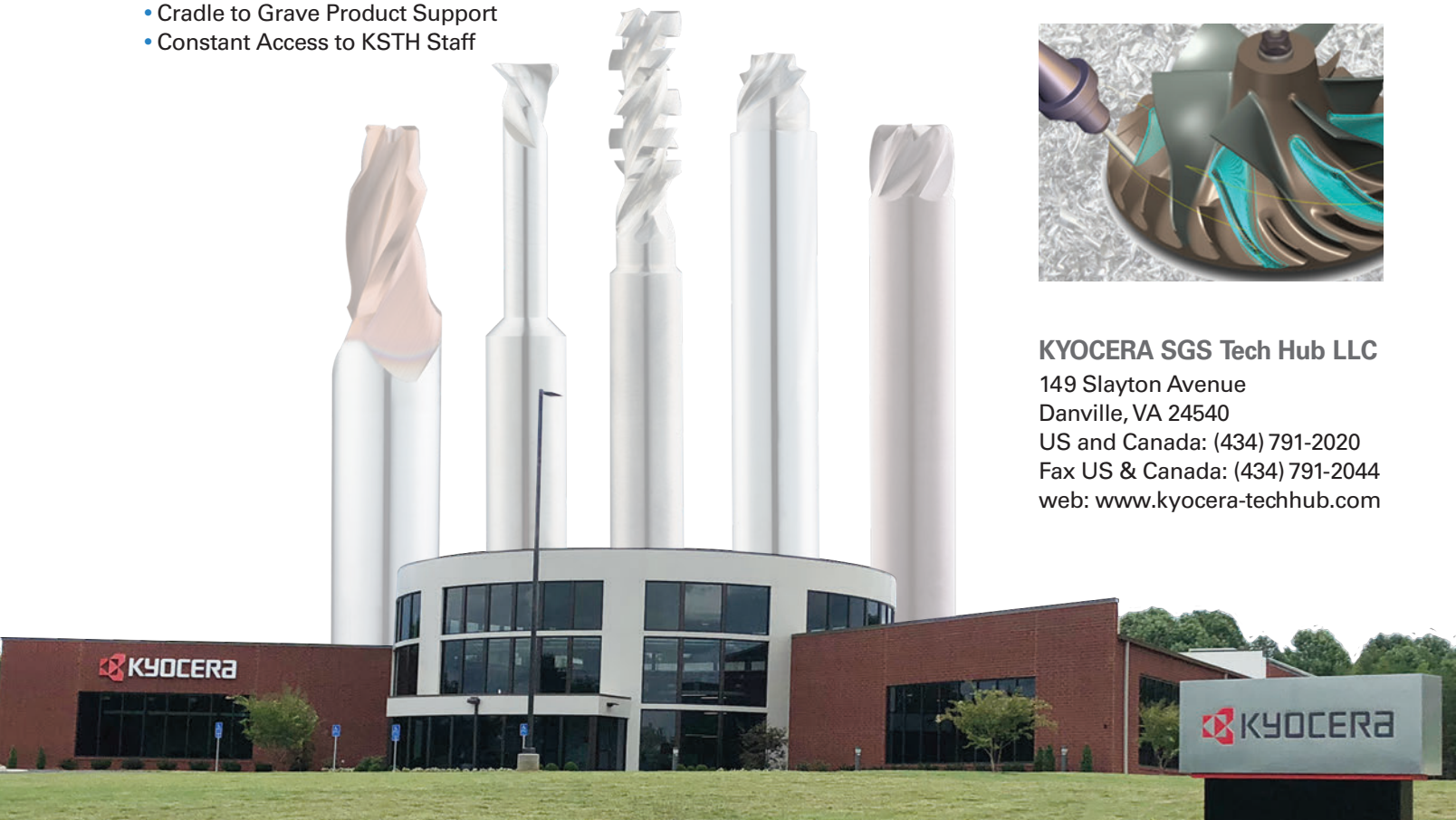

KYOCERA SGS Tech Hub LLC
149 Slayton Avenue
Danville, VA 24540
US and Canada: (434) 791-2020
Fax US & Canada: (434) 791-2044
web: www.kyocera-techhub.com

KYOCERA SGS Precision Tools
Medical Division

WHO WE ARE

With over 20 years of industry experience, KSPT Medical produces unique, customer designed orthopedic devices using highly trained engineers dedicated to new technology. KSPT Medical is a division of KYOCERA SGS Precision Tools, who proudly pioneered some of the world's most advanced metal cutting technology and sells to more than 60 countries. With over 20 years of industry experience, KSPT Medical Division is ISO 13485:2016 Certified and is FDA Registered in the production of medical devices in the orthopedic marketplace.

ENGINEERING

We approach each opportunity as a project and manage it as such. We pride ourselves on engineering each project to the specific needs of our customers. Providing quotes often within 24 hours and following through with detailed drawings, solid models, process plans, and program simulations if needed. Our goal is to work hand in hand with the end user and maintain constant communication to customize our support to their needs.

MACHINING CAPABILITIES

- GRINDING
- MILLING
- TURNING
- PROFILING
- BENDING
- Services Offered; Welding, Various Coatings, Anodizing, Passivation, Electropolishing, Laser Etching and Heat Treating

KYOCERA SGS
Precision Tools Medical Division
724 East Swihart Street
Columbia City, Indiana 46725
phone: (260) 244-7677
fax: (260) 244-7466

To Request a Quote:
rfq@kyocera-sgstool.com

Customer Service and Orders:
salesmd@kyocera-sgstool.com

FDA REGISTERED ISO 13485:2016 Certified

VALUE AT THE SPINDLE®

An interactive and dynamic platform to help select the correct SGS tool for the operation and provide optimal machining parameters.

- A quick and reliable 3 step process:
  1. Choose the material
  2. Enter the application
  3. From the list of recommended results, choose the tool that best fits your machining needs
- Speed & Feed rates will be generated based on application parameters combined with the selected tool's capabilities in the desired material.

TO SIGN UP FOR THE TOOLWIZARD®:

1. Visit Toolwizard.kyocera-sgstool.com
2. Register for an account
3. Start calculating
4. Start saving!

Common Legend
Leyenda habitual
Légende commune
Gemeinsame Legende

TO ORDER: Please specify quantity and EDP number.
PARA SU PEDIDO: Por favor especifique cantidad y número de EDP.
POUR COMMANDER: Veuillez préciser la quantité et le code article EDP.
BESTELLEN: Bitte Menge und EDV-Nummer angeben.

RETURN POLICY: An RMA number must accompany all product returns.
Contact your Customer Service Representative for an RMA number.

DEVOLUCIONES: Todo material devuelto debe ir acompañado de un número de RMA correspondiente.
Para solicitarlo, póngase en contacto con su Representante de Atención al Cliente.

POLITIQUE DE RETOUR: Tous les produits retournés doivent être accompagnés d'un numéro RMA.
Contacter votre interlocuteur commercial pour obtenir un numéro RMA.

RÜCKNAHMEGARANTIE: Eine RMA-Nummer (Rücksendegenehmigung) muss bei allen Produktrücksendungen beiliegen.
Wenden Sie sich bitte an Ihren Kundendienstmitarbeiter für RMA-Nummer.

REGULATION SAFETY GLASSES SHOULD ALWAYS BE WORN WHEN USING HIGH-SPEED CUTTING EQUIPMENT

DEBEN USARSE GAFAS PROTECTORAS CUANDO SE UTILICEN EQUIPOS DE ALTA VELOCIDAD

DES LUNNETTES DE SÉCURITE DOIVENT ÊTRE IMPÉRATIVEMENT PORTÉES LORS D'UTILISATION D'OUTILS À GRANDE VITESSE

BEI SCHNELLLAUFENDEN SPANABHEBENDEN MASCHINEN MÜSSEN IMMER DIE VORGESCHRIEBENEN SICHERHEITSBRILLEN GETRAGEN WERDEN

WARNING: This product can expose you to chemicals including Cobalt, which is known to the State of California to cause cancer. For more information go to www.p65warnings.ca.gov

ADVERTENCIA: Este producto puede exponerlo a químicos como el Cobalto, reconocido como cancerígeno en el estado de California. Para mas informacion visite esta pagina web: www.p65warnings.ca.gov

ATTENTION: Ce produit vous expose aux produits chimiques incluant le Cobalt, qui est reconnu par l'Etat de Californie a etre une cause de cancer. Pour plus d'information veuillez regarder sur: www.p65warnings.ca.gov

WARNUNG: Dieses Produkt kann Sie mit Chemikalien wie Kobalt aussetzen, das dem Staat Kalifornien als krebserregend bekannt ist. Für weitere Informationen, besuchen Sie: www.p65warnings.ca.gov

INTELLECTUAL PROPERTY
PROPIEDAD INTELECTUAL
PROPRIÈTÈ INTELLECTUELLE
GEISTIGES EIGENTUM

KYOCERA SGS Precision Tools holds more than 20 patents globally. Please visit our website at www.kyocera-sgstool.com to learn more.

KYOCERA SGS Precision Tools posee más de 20 patentes a nivel mundial. Para más información, visite nuestra página web www.kyocera-sgstool.com.

KYOCERA SGS Precision Tools possède plus de 20 brevets mondialement reconnus. Pour plus d'information, veuillez consulter notre site web www.kyocera-sgstool.com.

KYOCERA SGS Precision Tools besitzt mehr als 20 Patente weltweit. Bitte besuchen Sie unsere Webseite www.kyocera-sgstool.com für weitere Informationen.

Common Legend
Leyenda habitual
Légende commune
Gemeinsame Legende

MATERIALS
MATERIALES
MATÉRIAUX
WERKSTOFFE

Steels Aceros Aciers Stähle	Stainless Steels Aceros Inoxidables Aciers inoxydables Nichtrostende Stähle	Cast Iron Acero de Fundición Fonte Grauguss	High Temp Alloys Aleaciones Termorresistentes Alliages hautes températures Warmfeste Legierungen
Titanium Titanio Titane Titan	Non-Ferrous No Férricos Non Ferreux Nichteisenmetalle	Plastics/Composites Plásticos/Resinas Plastiques/Composites Kunststoffe/Verbundkunststoffe	Hardened Steels Aceros Endurecidos Aciers Trempés Gehärteter Stahl

TOOL LENGTH
LONGITUDES DE HERRAMIENTAS
LONGUEUR DE L'OUTIL
WERKZEUGLÄNGE

Stub Corta Court Kurze Bauform	Regular Media Moyen Standard	Long Larga Long Lang	Long Reach Neck Larga con cuello Détalonnage longue portée Freischliff	Extra Long Extra-larga Extra-long Extra-Lang

FLUTES
FILOS
DENTS
SCHNEIDEN

2 2 Flutes 2 Filos 2 Dents 2 Schneiden	3 3 Flutes 3 Filos 3 Dents 3 Schneiden	4 4 Flutes 4 Filos 4 Dents 4 Schneiden	5 5 Flutes 5 Filos 5 Dents 5 Schneiden	6 6 Flutes 6 Filos 6 Dents 6 Schneiden	7 7 Flutes 7 Filos 7 Dents 7 Schneiden
8 8 Flutes 8 Filos 8 Dents 8 Schneiden	9 9 Flutes 9 Filos 9 Dents 9 Schneiden	10 10 Flutes 10 Filos 10 Dents 10 Schneiden	11 11 Flutes 11 Filos 11 Dents 11 Schneiden	12 12 Flutes 12 Filos 12 Dents 12 Schneiden	

End Mill Legend
Leyenda fresas
Légende fraise
Fräser-Legende

END CONFIGURATIONS
CONFIGURACIONES DE LA PUNTA
FORME DE L'OUTIL EN BOUT
ENDENAUSFÜHRUNG

Ball
Esférica
Boule
Kugelkopf

Corner
Plana con
borde romo
Rayon
mit Eckenradius

Square
Plana
Non rayonné
Scharfkantig

SHANK TYPE
TIPO DE VÁSTAGO
TYPE DE TIGE
SCHAFTART

Common
Normal
Dégagée
Standard

Straight
Recto
Cylindrique
Gerade

Weldon Flat
Weldon plano
Méplat Weldon
Spannfläche

HELIX ANGLES
ANGULOS DE LAS HELICES
SPANWINKEL
ANGLES DE L'HÉLICE

Right Spiral
Hélice con corte
a la derecha
Hélice droite
Rechtsspirale

Left Spiral
Hélice con corte
a la izquierda
Hélice gauche
Linksspirale

Variable Right Spiral
Hélice con corte a
la derecha y ángulo
variable
Hélice droite variable
Rechtsspirale, variabel

COOLANT OPTIONS
OPCIONES DE REFRIGERACIÓN
OPTIONS DE REFROIDISSEMENT
KÜHLSCHMIERMITTEL-OPTIONEN

Internal Coolant
Refrigeración interna
Refroidissement interne
Innenkühlung

JetStream Coolant Slots
Ranuras de refrigeración
JetStream
Fentes de
refroidissement
JetStream
JetStream-
Kühlmittelschlitze

RAKE ANGLE
ANGULO DE DESPRENDIMIENTO
ANGLE DE COUPE
SPANWINKEL

Positive
Positivo
Positif
Positiv

Neutral
Neutro
Neutre
Neutral

Negative
Negativo
Négatif
Negativ

Variable
Variable
Variable
Variabel

ADDITIONAL GEOMETRY
GEOMETRÍAS ADICIONALES
GÉOMÉTRIE SUPPLÉMENTAIRE
WEITERE BAUFORMEN

Flute Spacing Unequal
Espaciado desigual de
los filos
Denture décalée
Nutenabstand Ungleich

Chip Breaker
Rompevirutas
Brise-copeaux
Spanteiler

All tools are in Right Cut Direction unless noted
Todas las herramientas son con corte a la derecha a menos que se indique lo contrario
Tous les outils ont une coupe à droite, sauf indications contraires
Alle Werkzeuge sind rechtsschneidend, soweit nicht anders angegeben

Drill Legend
Leyenda brocas
Légende perçage
Bohrer-Legende

SHANK TYPE
TIPO DE VÁSTAGO
TYPE DE TIGE
SCHAFTART

Common
Normal
Dégagée
Standard

Straight
Recto
Cylindrique
Gerade

REACH
ALCANCE
LONGUEUR
NUTZLÄNGE

3xD

>3xD Reach
Alcance >3xD
>Longueur 3xD
>3xD Nutzlänge

5xD

5xD Reach
Alcance 5xD
Longueur 5xD
5xD Nutzlänge

8xD

8xD Reach
Alcance 8xD
Longueur 8xD
8xD Nutzlänge

HELIX ANGLES
ANGULOS DE LAS HELICES
ANGLES DE L'HÉLICE
SPANWINKEL

Right Spiral
Hélice con corte
a la derecha
Hélice à droite
Rechtsspirale

None
Ninguno
Aucun
gerade genutet

COOLANT OPTIONS
OPCIONES DE REFRIGERACIÓN
OPTIONS DE REFROIDISSEMENT
KÜHLSCHMIERMITTEL-OPTIONEN

Internal Coolant
Refrigeración interna
Refroidissement interne
Innenkühlung

External Coolant
Refrigeración externa
Refroidissement
externe
Auskühlung

POINT ANGLE
ANGULO DE PUNTA
POINT D'ANGLE
SPITZENWINKEL

Drill Point
Angulo de la Punta
Point de perçage
Bohrspitze

CHAMFER ANGLE
ÁNGULO DE CHAFLÁN
ANGLE DE CHANFREIN
FASENWINKEL

Chamfer Angle
Ángulo de chaflán
Angle de chanfrein
Fasenwinkel

Router Legend
Leyenda ranuradores
Légende détourage
Konturenfräser-Legende

SHANK TYPE
TIPO DE VÁSTAGO
TYPE DE TIGE
SCHAFTART

Straight
Recto
Cylindrique
Gerade

RAKE ANGLE
ANGULO DE DESPRENDIMIENTO
ANGLE DE PENTE
SPANWINKEL

Positive
Positivo
Positif
Positiv

Neutral
Neutro
Neutre
Neutral

Negative
Negativo
Négatif
Negativ

Variable
Variable
Variable
Variabel

HELIX ANGLES
ANGULOS DE LAS HELICES
ANGLES DE L'HÉLICE
SPANWINKEL

Right Spiral
Hélice con corte
a la derecha
Hélice à droite
Rechtsspirale

Left Spiral
Hélice con corte
a la izquierda
Hélice à gauche
Linksspirale

ADDITIONAL GEOMETRY
GEOMETRÍAS ADICIONALES
GÉOMÉTRIE SUPPLÉMENTAIRE
WEITERE BAUFORMEN

Left Hand Cut
Direction
Fresado sentido
izquierda
Coupe vers la
gauche
Rechtsschneidend

Right Hand Cut
Direction
Fresado sentido
derecha
Coupe vers la droite
Linksschneidend

Chip Breaker
Rompevirutas
Brise-copeaux
Spanbrecher

Drill Point
Angulo de la Punta
Point de perçage
Bohrspitze

SGS Solid Carbide Tools

Coatings



Ti-NAMITE® and Di-NAMITE® Tool Coatings are specifically engineered for KSPT solid carbide rotary tools. The coating lineup includes proprietary processes that result in optimized tool life and increased speed and feed rates in a variety of applications.

	Coating	Identifying Color	Layer Structure	Thickness	Hardness (HV)	Coefficient of Friction (Fretting)	Thermal Stability	General Information
Ti-NAMITE	Titanium Nitride (TiN)	gold	Multilayer	1–5 microns	2200	0.40–0.65	600°C / 1112°F	A general purpose coating with good adhesion and abrasion resistant properties. Suitable for a wide variety of materials.
Ti-NAMITE-A	Aluminum Titanium Nitride (AlTiN)	dark grey	Nano structure	1–5 microns	3700	0.30	1100°C / 2010°F	Excellent thermal and chemical resistance allows for dry cutting and improvements in performance of carbide. The coating has a high hardness giving great protection against abrasive wear and erosion.
Ti-NAMITE-B	Titanium DiBoride (TiB2)	light grey-silver	Monolayer	1–2 microns	4000	0.10–0.20	850°C / 1562°F	This ceramic based coating ensures a smooth surface and a low affinity to cold welding or edge build up, which makes it optimal for aluminum and copper applications. It has high toughness and high hardness.
Ti-NAMITE-C	Titanium Carbonitride (TiCN)	pink-red	Multilayer	1–5 microns	3000	0.30–0.45	400°C / 752°F	A very wear resistant coating with high toughness and shock resistance. Good in interrupted cuts found in applications like milling.
Ti-NAMITE-X ADVANCED TOOL COATING	Proprietary (TX)	black	Nano Composite	1–5 microns	3600	0.45	1150°C / 2100°F	The structural design of Ti-Namite-X is adapted to meet a diverse range of applications; everything from high- and low-alloy steels to hardened materials (up to 65 HRC core hardness). Ti-Namite-X is suitable for operations which require high cutting speeds, high temperatures at the cutting edge, and high metal removal rates.
Di-NAMITE CRYSTALLINE DIAMOND COATING	Crystalline Diamond (Diamond)	black	Monolayer	6–20 microns	>8000	0.15–0.20	800°C / 1470°F	This is the hardest coating available with the best abrasion resistance. It is carbon based so it is limited in application capabilities. This coating is suitable for machining highly abrasive, non-ferrous materials such as CFRP and graphite.
Ti-NAMITE-M	Proprietary (TM)	copper	Nano Composite	1–5 microns	3600	0.45	1150°C / 2100°F	Features include high wear resistance, reduced friction, and excellent prevention of edge build up. This coating provides superior material removal rates and tool life when used in high performance operations with difficult to machine materials like titanium.

Other coatings available upon request.

SGS®
Solid Carbide Tools

VALUE AT THE SPINDLE®

High Performance End Mills

Milling

HIGH PERFORMANCE END MILLS	SERIES	DESCRIPTION	PAGE
Z-Carb-HPR	Z5	5 Flute Rougher Square End Fractional	28
	Z5CR	5 Flute Rougher Corner Radius Fractional	28
	Z5MCR	5 Flute Rougher Corner Radius Metric	35
Z-Carb-AP	Z1PCR	4 Flute Variable Rake Corner Radius Fractional	39
	Z1PLC	4 Flute Variable Rake Long Reach Corner Radius Fractional	41
	Z1PLB	4 Flute Variable Rake Ball End Long Reach Fractional	42
	Z1MPCR	4 Flute Variable Rake Corner Radius Metric	45
	Z1MPIC	4 Flute Variable Rake Intermediate Reach Corner Radius Metric	46
	Z1MPLC	4 Flute Variable Rake Long Reach Corner Radius Metric	46
Z-Carb	Z1	4 Flute Variable Geometry Square End Fractional	49
	Z16CR	4 Flute Variable Geometry Corner Radius Fractional	49
	Z1B	4 Flute Variable Geometry Ball End Fractional	50
	Z1M	4 Flute Variable Geometry Square End Metric	53
	Z1MB	4 Flute Variable Geometry Ball End Metric	54
Z-Carb-HTA	ZH1CR	4 Flute Variable Geometry High Temp Alloys Corner Radius Fractional	57
	ZH1MCR	4 Flute Variable Geometry High Temp Alloys Corner Radius Metric	59
	ZH1MCRS	4 Flute Variable Geometry High Temp Alloys Stub Corner Radius Metric	59
Z-Carb-MD	ZD1CR	4 Flute Variable Geometry Hard Materials Long Reach Corner Radius Fractional	61
	ZD1MCR	4 Flute Variable Geometry Hard Materials Long Reach Corner Radius Metric	61
V-Carb	55	5 Flute Finisher & Semi-Finisher Square End Fractional	63
	55CR	5 Flute Finisher & Semi-Finisher Corner Radius Fractional	63
	55M	5 Flute Finisher & Semi-Finisher Square End Metric	65
	55MCR	5 Flute Finisher & Semi-Finisher Corner Radius Metric	65
	55B	5 Flute Finisher & Semi-Finisher Ball End Fractional	68
	55MB	5 Flute Finisher & Semi-Finisher Ball End Metric	68
T-Carb®	51	6 Flute High Speed Machining Square End Fractional	74
	51CR	6 Flute High Speed Machining Corner Radius Fractional	74
	51L	6 Flute High Speed Machining Square End Long Reach Fractional	75
	51LC	6 Flute High Speed Machining Long Reach Corner Radius Fractional	75
	51M	6 Flute High Speed Machining Square End Metric	78
	51MCR	6 Flute High Speed Machining Corner Radius Metric	78
	51ML	6 Flute High Speed Machining Square End Long Reach Metric	79
	51MLC	6 Flute High Speed Machining Long Reach Corner Radius Metric	79

Speed & Feed Recommendations listed after each series

HIGH PERFORMANCE END MILLS	SERIES	DESCRIPTION	PAGE
H-Carb	77	7 Flute High Efficiency Square End Fractional	82
	77CR	7 Flute High Efficiency Corner Radius Fractional	82
	77M	7 Flute High Efficiency Square End Metric	84
	77MCR	7 Flute High Efficiency Corner Radius Metric	84
Multi-Carb	66	Multi-Flute Finisher Square End Fractional	90
	66CR	Multi-Flute Finisher Corner Radius Fractional	90
	66M	Multi-Flute Finisher Square End Metric	93
	66MCR	Multi-Flute Finisher Corner Radius Metric	93
Series 33	33CR	3 Flute Difficult to Machine Materials Corner Radius Fractional	97
	33MCR	3 Flute Difficult to Machine Materials Corner Radius Metric	100
Series 7	7	4 Flute Variable Geometry Long Length Square End Fractional	103
	7M	4 Flute Variable Geometry Long Length Square End Metric	103
	7B	4 Flute Variable Geometry Long Length Ball End Fractional	104
	7MB	4 Flute Variable Geometry Long Length Ball End Metric	104
Turbo-Carb	56B	2 Flute Contouring Long Reach Ball End Fractional	107
	56MB	2 Flute Contouring Long Reach Ball End Metric	107
Power-Carb®	57	6 Flute Finisher Square End Fractional	110
	57M	6 Flute Finisher Square End Metric	110
CFRP Slow Helix	27	4 Flute Slow Helix Square End Fractional	113
	27M	4 Flute Slow Helix Square End Metric	113
Picatinny Rail Tools		3 Flute Non-Ferrous Recoil Groove Tool Groove Fractional	116
		5 Flute Non-Ferrous Dovetail Form Tool Fractional	116
		3 Flute Ferrous Recoil Groove Tool Fractional	117
		5 Flute Ferrous Dovetail Form Tool Fractional	117

Speed & Feed Recommendations listed after each series

FRESAS DE ALTO RENDIMIENTO	SERIE	DESCRIPCIÓN	PÁGINA
Z-Carb-HPR	Z5	5 filos, desbastador, punta cuadrada, fraccional	28
	Z5CR	5 filos, desbastador, radio angulado, fraccional	28
	Z5MCR	5 filos, desbastador, radio angulado, métrico	35
Z-Carb-AP	Z1PCR	4 filos, inclinación variable, radio angulado, fraccional	39
	Z1PLC	4 filos, inclinación variable, largo alcance, radio angulado, fraccional	41
	Z1PLB	4 filos, inclinación variable, punta esférica, largo alcance, fraccional	42
	Z1MPCR	4 filos, inclinación variable, radio angulado, métrico	45
	Z1MPIC	4 filos, inclinación variable, medio alcance, radio angulado, métrico	46
	Z1MPLC	4 filos, inclinación variable, largo alcance, radio angulado, métrico	46
Z-Carb	Z1	4 filos, geometría variable, punta cuadrada, fraccional	49
	Z16CR	4 filos, geometría variable, radio angulado, fraccional	49
	Z1B	4 filos, geometría variable, punta esférica, fraccional	50
	Z1M	4 filos, geometría variable, punta cuadrada, métrico	53
	Z1MB	4 filos, geometría variable, punta esférica, métrico	54
Z-Carb-HTA	ZH1CR	4 filos, geometría variable, aleaciones termorresistentes, radio angulado, fraccional	57
	ZH1MCR	4 filos, geometría variable, aleaciones termorresistentes, radio angulado, métrico	59
	ZH1MCRS	4 filos, geometría variable, aleaciones termorresistentes, versión corta, radio angulado, métrico	59
Z-Carb-MD	ZD1CR	4 filos, geometría variable, materiales duros, largo alcance, radio angulado, fraccional	61
	ZD1MCR	4 filos, geometría variable, materiales duros, largo alcance, radio angulado, métrico	61
V-Carb	55	5 filos, acabador y semiacabador, punta cuadrada, fraccional	63
	55CR	5 filos, acabador y semiacabador, radio angulado, fraccional	63
	55M	5 filos, acabador y semiacabador, punta cuadrada, métrico	65
	55MCR	5 filos, acabador y semiacabador, radio angulado, métrico	65
	55B	5 filos, acabador y semiacabador, punta esférica, fraccional	68
	55MB	5 filos, acabador y semiacabador, punta esférica, métrico	68
T-Carb®	51	6 filos, mecanizado de alta velocidad, punta cuadrada, fraccional	74
	51CR	6 filos mecanizado de alta velocidad, radio angulado, fraccional	74
	51L	6 filos, mecanizado de alta velocidad, punta cuadrada, largo alcance, fraccional	75
	51LC	6 filos mecanizado de alta velocidad, largo alcance, radio angulado, fraccional	75
	51M	6 filos, mecanizado de alta velocidad, punta cuadrada, métrico	78
	51MCR	6 filos mecanizado de alta velocidad, radio angulado, métrico	78
	51ML	6 filos, mecanizado de alta velocidad, punta cuadrada, largo alcance, métrico	79
	51MLC	6 filos mecanizado de alta velocidad, largo alcance, radio angulado, métrico	79
H-Carb	77	7 filos de alta eficiencia, punta cuadrada, fraccional	82
	77CR	7 filos de alta eficiencia, radio angulado, fraccional	82
	77M	7 filos métrica de alta eficiencia, punta cuadrada, métrico	84
	77MCR	7 filos métrica de alta eficiencia, radio angulado, métrico	84
Multi-Carb	66	Filo múltiple, acabador, punta cuadrada, fraccional	90
	66CR	Filo múltiple, acabador, radio angulado, fraccional	90
	66M	Filo múltiple, acabador, punta cuadrada, métrico	93
	66MCR	Filo múltiple, acabador, radio angulado, métrico	93
Serie 33	33CR	3 filos, materiales difíciles de mecanizar, radio angulado, fraccional	97
	33MCR	3 filos, materiales difíciles de mecanizar, radio angulado, métrico	100
Serie 7	7	4 filos, geometría variable, longitud larga, punta cuadrada, fraccional	103
	7M	4 filos, geometría variable, longitud larga, punta cuadrada, métrico	103
	7B	4 filos, geometría variable, longitud larga, punta esférica, fraccional	104
	7MB	4 filos, geometría variable, longitud larga, punta esférica, métrico	104
Turbo-Carb	56B	2 filos, contorneado, largo alcance, punta esférica, fraccional	107
	56MB	2 filos, contorneado, largo alcance, punta esférica, métrico	107
Power-Carb®	57	6 filos, acabador, punta cuadrada, fraccional	110
	57M	6 filos, acabador, punta cuadrada, métrico	110
Helicoidal de avance lento CFRP	27	4 filos, helicoidal de avance lento, punta cuadrada, fraccional	113
	27M	4 filos, helicoidal de avance lento, punta cuadrada, métrico	113
Herramientas de riel Picatinny		Herramienta de ranura de retroceso no ferrosa de 3 filos fraccional	116
		Herramienta de forma de cola de milano no ferrosa de 5 filos fraccional	116
		Herramienta de ranura de retroceso ferroso de 3 filos fraccional	117
		Herramienta de cola de milano ferrosa de 5 filos fraccional	117

Recomendaciones de velocidades y avances mostradas tras cada serie

Fraisage

FRAISES A DETOURER UNIVERSELLES	SÉRIES	DESCRIPTION	PAGE
Z-Carb-HPR	Z5	5 dents non rayonné pour l'ébauche (fractionnel)	28
	Z5CR	5 dents rayonnée pour l'ébauche (fractionnel)	28
	Z5MCR	5 dents rayonnée pour l'ébauche (métrique)	35
Z-Carb-AP	Z1PCR	4 dents pas décalé et hélice variable rayonnés (fractionnel)	39
	Z1PLC	4 dents pas décalé et hélice variable rayonnés (fractionnel)	41
	Z1PLB	4 dents à vague de coupe variable longue portée à bout hémisphérique (fractionnel)	42
	Z1MPCR	4 dents pas décalé et hélice variable rayonnés (métrique)	45
	Z1MPIC	4 dents pas décalé, hélice variable, détalonné, rayonnés (métrique)	46
	Z1MPLC	4 dents pas décalé et hélice variable rayonnés (métrique)	46
Z-Carb	Z1	4 dents géométrie variable non rayonné (fractionnel)	49
	Z16CR	4 dents géométrie variable rayonné (fractionnel)	49
	Z1B	4 dents géométrie variable à bout hémisphérique (fractionnel)	50
	Z1M	4 dents géométrie variable non rayonné (métrique)	53
	Z1MB	4 dents géométrie variable à bout hémisphérique (métrique)	54
Z-Carb-HTA	ZH1CR	4 dents géométrie variable alliages haute température rayonné (fractionnel)	57
	ZH1MCR	4 dents géométrie variable alliages haute température rayonné (métrique)	59
	ZH1MCRS	4 dents géométrie variable, alliages haute température, longueur de l'outil court, rayonné (métrique)	59
Z-Carb-MD	ZD1CR	4 dents géométrie variable matériaux durs longue portée rayonné (fractionnel)	61
	ZD1MCR	4 dents géométrie variable matériaux durs longue portée rayonné (métrique)	61
V-Carb	55	5 dents en bout de finition et semi-finition plat (fractionnel)	63
	55CR	5 dents en bout finition et semi-finition rayonné (fractionnel)	63
	55M	5 dents en bout de finition et semi-finition plat (métrique)	65
	55MCR	5 dents en bout finition et semi-finition rayonné (métrique)	65
	55B	5 dents en bout de finition et semi-finition hémisphérique (fractionnel)	68
	55MB	5 dents en bout de finition et semi-finition hémisphérique (métrique)	68
T-Carb®	51	6 dents pour usinage grande vitesse non rayonné (fractionnel)	74
	51CR	6 dents pour usinage grande vitesse rayonné (fractionnel)	74
	51L	6 dents pour usinage grande vitesse non rayonné extra longue (fractionnel)	75
	51LC	6 dents pour usinage grande vitesse extra longue rayonné (fractionnel)	75
	51M	6 dents pour usinage grande vitesse non rayonné (métrique)	78
	51MCR	6 dents pour usinage grande vitesse rayonné (métrique)	78
	51ML	6 dents pour usinage grande vitesse non rayonné extra longue (métrique)	79
	51MLC	6 dents pour usinage grande vitesse extra longue rayonné (métrique)	79
H-Carb	77	7 dents hautes performances droite côtes (fractionnel)	82
	77CR	7 dents hautes performances torique côtes (fractionnel)	82
	77M	7 dents hautes performances droite côtes (métrique)	84
	77MCR	7 dents hautes performances torique côtes (métrique)	84
Multi-Carb	66	Multi-dents non rayonné pour finition (fractionnel)	90
	66CR	Multi-dents rayonné pour finition (fractionnel)	90
	66M	Multi-dents non rayonné pour finition (métrique)	93
	66MCR	Multi-dents rayonné pour finition (métrique)	93
Série 33	33CR	3 dents rayonné pour l'ébauche dans tous les matériaux sauf non-ferreux (fractionnel)	97
	33MCR	3 dents rayonné pour l'ébauche dans tous les matériaux sauf non-ferreux (métrique)	100
Série 7	7	4 dents géométrie variable à queue longue non rayonné (fractionnel)	103
	7M	4 dents géométrie variable à queue longue non rayonné (métrique)	103
	7B	4 dents géométrie variable à queue longue à bout hémisphérique (fractionnel)	104
	7MB	4 dents géométrie variable à queue longue à bout hémisphérique (métrique)	104
Turbo-Carb	56B	2 dents contournage longue portée à bout hémisphérique (fractionnel)	107
	56MB	2 dents contournage longue portée à bout hémisphérique (métrique)	107
Power-Carb®	57	6 dents en bout de finition plat (fractionnel)	110
	57M	6 dents en bout de finition plat (métrique)	110
CFRP hélice lente	27	4 dents hélice lente non rayonné (fractionnel)	113
	27M	4 dents hélice lente non rayonné (métrique)	113
Outils de rail Picatinny		Outil de rainure de recul non ferreux à 3 dents (fractionnel)	116
		Outil de forme en queue d'aronde non ferreux à 5 dents (fractionnel)	116
		Outil de rainure de recul ferreux à 3 dents (fractionnel)	117
		Outil en queue d'aronde ferreux à 5 dents (fractionnel)	117

Recommandativons de vitesse et avance indiquées après chaque série

HOCHLEISTUNGS-SCHAFTFRÄSER	SERIE	BESCHREIBUNG	SEITE
Z-Carb-HPR	Z5	Zölliger Schruppfräser mit 5 Schneiden ohne Eckenradien	28
	Z5CR	Zölliger Schruppfräser mit 5 Schneiden und Eckenradien	28
	Z5MCR	Schruppfräser mit 5 Schneiden und Eckenradien	35
Z-Carb-AP	Z1PCR	Zölliger Fräser mit 4 variablen Schneiden und Eckenradien	39
	Z1PLC	Zölliger Langlochfräser mit 4 variablen Schneiden und Eckenradien	41
	Z1PLB	Zölliger Radiusschaftfräser mit 4 Schneiden und variablem Spanwinkel	42
	Z1MPCR	Fräser mit 4 Schneiden und variablen Spanwinkel	45
	Z1MPIC	Fräser mittlerer Länge mit 4 variablen Schneiden und Eckenradien	46
	Z1MPLC	Langlochfräser mit 4 variablen Schneiden und Eckenradien	46
Z-Carb	Z1	Zölliger Schaftfräser mit 4 Schneiden ohne Eckenradien und variabler Form	49
	Z16CR	Zölliger Fräser mit 4 variablen Schneiden und Eckenradien	49
	Z1B	Zölliger Radiusschaftfräser mit 4 Schneiden und variabler Form	50
	Z1M	Schaftfräser mit 4 Schneiden ohne Eckenradien und variabler Form	53
	Z1MB	Radiusschaftfräser mit 4 Schneiden und variabler Form	54
Z-Carb-HTA	ZH1CR	Hochwarmfester zölliger Fräser mit 4 variablen Schneiden und Eckenradien	57
	ZH1MCR	Hochwarmfester Fräser mit 4 variablen Schneiden und Eckenradien	59
	ZH1MCRS	Hochwarmfester Fräser mit 4 variablen Schneiden und Eckenradien	59
Z-Carb-MD	ZD1CR	Zölliger Langlochfräser mit 4 variablen Schneiden, Eckenradien und Form aus Hartmetall	61
	ZD1MCR	Langlochfräser mit 4 variablen Schneiden, Eckenradien und Form aus Hartmetall	61
V-Carb	55	Zölliger Schlicht- und Halbschlichtfräser mit 5 Schneiden ohne Eckenradien und variabler Form	63
	55CR	Zölliger Schlicht- und Halbschlichtfräser mit 5 Schneiden ohne Eckenradien	63
	55M	Schlicht- und Halbschlichtfräser mit 5 Schneiden ohne Eckenradien und variabler Form	65
	55MCR	Schlicht- und Halbschlichtfräser mit 5 Schneiden und Eckenradien	65
	55B	Schlicht- und Halbschlicht-Radiusschaftfräser mit 5 Schneiden ohne Eckenradien	68
	55MB	Schlicht- und Halbschlicht-Radiusschaftfräser mit 5 Schneiden und variabler Form	68
T-Carb®	51	Zölliger Schaftfräser für die Hochgeschwindigkeitsbearbeitung mit 6 Schneiden ohne Eckenradien	74
	51CR	Zölliger Fräser für die Hochgeschwindigkeitsbearbeitung mit 6 Schneiden und Eckenradien	74
	51L	Zölliger Langloch-Schaftfräser aus Schnellstahl mit 6 Schneiden ohne Eckenradien	75
	51ML	Langloch-Schaftfräser aus Schnellstahl mit 6 Schneiden ohne Eckenradien	75
	51M	Schaftfräser für die Hochgeschwindigkeitsbearbeitung mit 6 Schneiden ohne Eckenradien	78
	51MCR	Fräser für die Hochgeschwindigkeitsbearbeitung mit 6 Schneiden und Eckenradien aus Schnellstahl	78
	51LC	Zölliger Langlochfräser für die Hochgeschwindigkeitsbearbeitung mit 6 Schneiden und Eckenradien	79
	51MLC	Langlochfräser für die Hochgeschwindigkeitsbearbeitung mit 6 Schneiden und Eckenradien	79
H-Carb	77	Zölliger Hocheffizienter mit 7 Schneiden ohne Eckenradien	82
	77CR	Zölliger Hocheffizienter mit 7 Schneiden und Eckenradien	82
	77M	Hocheffizienter mit 7 Schneiden ohne Eckenradien	84
	77MCR	Hocheffizienter mit 7 Schneiden und Eckenradien	84
Multi-Carb	66	Zölliger mehrschneidiger Schlichtfräser ohne Eckenradien	90
	66CR	Zölliger mehrschneidiger Schlichtfräser mit Eckenradien	90
	66M	mehrschneidiger Schlichtfräser ohne Eckenradien	93
	66MCR	mehrschneidiger Schlichtfräser mit Eckenradien	93
Serie 33	33CR	Zölliger Fräser mit 3 Schneiden und Eckenradien für schwerspanbare Werkstoffe	97
	33MCR	Fräser mit 3 Schneiden und Eckenradien für schwerspanbare Werkstoffe	100
Serie 7	7	Zölliger Langloch-Schaftfräser mit 4 Schneiden ohne Eckenradien und variabler Form	103
	7M	Langloch-Schaftfräser mit 4 Schneiden ohne Eckenradien und variabler Form	103
	7B	Zölliger Langloch-Radiusschaftfräser mit 4 Schneiden und variabler Form	104
	7MB	Langloch-Radiusschaftfräser mit 4 Schneiden und variabler Form	104
Turbo-Carb	56B	Zölliger Langloch-Profil-Radiusschaftfräser mit 2 Schneiden	107
	56MB	Langloch-Profil-Radiusschaftfräser mit 2 Schneiden	107
Power-Carb®	57	Zölliger Schlichtfräser mit 6 Schneiden ohne Eckenradien	110
	57M	Schlichtfräser mit 6 Schneiden ohne Eckenradien	110
CFRP Slow Helix	27	Zölliger Schaftfräser mit 4 steilen Schneiden ohne Eckenradien	113
	27M	Schaftfräser mit 4 steilen Schneiden ohne Eckenradien	113
Picatinny Schienenwerkzeuge		3 Flöte Nichteisen-Rückstoßnut Nut Grove Bruchteil	116
		5 Flöte Nichteisen-Schwalbenschwanzform-Werkzeug Bruchteil	116
		3 Rillen-Eisenrückstoß-Nutwerkzeug fraktioniert	117
		5 Flöte Eisen Schwalbenschwanz Werkzeug gebrochen	117

Empfehlungen für Drehzahl & Vorschub im Anhang zu jeder Serie

End Mill Matrix

SGS End Mill Matrix			Material								Preferred Cut Type for Series • Good •• Better ••• Best Not Recommended					Toolpath Preference* 1st 2nd	Flute Count
Name	Series	Page	Steel P0 to P6	Stainless Steel M1 to M3	Cast Iron K1 to K3	High Temp Alloy S1 to S3	Titanium Alloy S4	Hardened Steel H1 to H4	Non Ferrous N1 to N4	Non Ferrous N5 to N7	Heavy	Moderate	Light	Fine	Finish		
Series 33	33	97									•••	•••	••	••	•	Standard HEM	3
Z-Carb	Z1	49									•••	•••	••	••	•	Standard HEM	4
Z-Carb-AP	Z1P	39									•••	•••	••	••	•	Standard HEM	4
Z-Carb-HTA	ZH1	57									•••	•••	••	••	•	Standard HEM	4
Series 7	7	103									•	•	•	•••	•••	HEM Standard	4
Z-Carb HPR	Z5	28									••	•••	•••	••	•	HEM Standard	5
V-Carb	55	63									•	••	•••	•••	•••	HEM Standard	5
T-Carb®	51	74									•	•	••	•••	•••	HEM Standard	6
H-Carb	77	82									•	•	•	•••	•••	HEM Standard	7
Multi Carb	66	90									•	•	•	••	•••	HEM Standard	7, 9, 11
Turbo Carb	56B	107									•	•	••	•••	•••	HEM Standard	2
Z-Carb-MD	ZD1	61									•••	•••	••	••	••	Standard HEM	4
Power-Carb®	57	110									•	•	••	•••	•••	HEM Standard	6
Ski-Carb	44	163									••	••	••	•••	•••	Standard HEM	2
S-Carb® 2 Flute	47	157									•••	•••	••	••	•	Standard HEM	2
S-Carb® 3 Flute	43	136									•••	•••	••	••	•	Standard HEM	3
S-Carb® Chipbreaker	43CB	146									•••	•••	••	••	NR	Standard HEM	3
S-Carb® APR-3®	43APR-3	127									•••	•••	••	••	NR	Standard HEM	3
S-Carb APR-4®	43APR-4	130									•••	•••	••	••	NR	Standard HEM	4
S-Carb APF®	43APF	132									•	•	••	•••	•••	Standard HEM	4
Slow Helix	27	113									•	•	••	•••	•••	Standard HEM	4
CCR	20-CCR	338									•••	•••	••	••	NR	Standard HEM	5, 8, 10, 12
CCR	31-CCR	342									•••	•••	••	••	NR	Standard HEM	5, 7, 8, 10
Compression Router	25	345									•	•	••	••	•••	Standard HEM	4, 6, 8
Up Cut Router	21	348									•••	•••	••	••	•	Standard HEM	2
Down Cut Router	22	349									•	•	••	••	•••	Standard HEM	2
											Heavy 100%~40% Ae ≤ 100% Ap	Moderate 100%~40% Ae ≤ 150% Ap	Light 25%~10% Ae ≤ 250% Ap	Fine 10%~2% Ae ≤ 450% Ap	Finish 2%~0% Ae any Ap		
				💧 🚫		💧 🚫	💧 🚫	🚫	💧								

Preferred materials for each Series are highlighted above

Cut depths (Ae & Ap) are based on a percentage of the cutter diamter (DC)

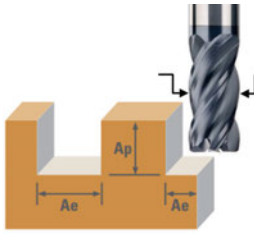

💧 Coolant required in these materials
🚫 Plunging not recommended in these materials

Material hardness and machinability affect speed, feed, and cut depths

Long flute or long reach tools require reduced rates and cut depth

Unless marked "NR", a high quality finish can be achieved with any Series tool with adjustments to speed and feed

End Mill Matrix

Cut Diameter Range inch mm	Cut Length Availability (x DC)**	Reach Option (x DC)**	End Styles Square Radius Ball	Chipbreaker Option	Shank Option Solid Round, Weldon Flat, Jet Stream, Coolant Hole	Center Cutting	Maximum Recommended Ramp Angle ***	Helix Angle	Flute Index	Coating
0.125 to 1 3 to 20	2.25 to 3	–	R	By Request	SR, WF	Yes	90	32 / 48	Unequal	Ti-Namite-A
0.125 to 1 3 to 25	1.25 to 3	–	R, B	By Request	SR, WF, JS	Yes	90	35 / 38	Unequal	Ti-Namite-A
0.0156 to 1 1 to 25	1 to 3.25	2.5 to 8.5	S, R, B	By Request	SR, WF, JS	Yes	90	35 / 38	Unequal	Ti-Namite-X
0.250 to 1 6 to 20	1.25 to 3	–	R	By Request	SR, WF	Yes	20	38 / 41	Unequal	Ti-Namite-A
0.125 to 1 3 to 25	2.25 to 8.25	–	S, B	By Request	SR	Yes	1	38	Unequal	Ti-Namite-A
0.125 - 1 6 - 25	1 to 3	–	S, R	By Request	SR, WF, CH	No	7	37	Unequal	Ti-Namite-M Ti-Namite-A
0.125 - 1 6 - 20	1.25 to 5	–	S, R, B	By Request	SR, WF	Yes	5	45	Unequal	Ti-Namite-A
0.250 to 1 6 to 20	1.25 to 3	3.25 to 5.5	S, R	By Request	SR	Yes	3	41	Unequal	Ti-Namite-X
0.250 to 1 6 to 25	2.5 to 4	–	S, R	In Stock Avail-able	SR	No	1	37	Unequal	Ti-Namite-M Ti-Namite-A
0.188 to 1 6 to 25	1.5 to 3.25	–	S, R	By Request	SR	No	1	35	Equal	Ti-Namite-A
0.031 to 0.750 1 to 20	1	2 to 2.25	B	By Request	SR	Yes	25	30	Equal	Ti-Namite-A
0.118 to 0.750 5 to 20	1 to 1.25	2.25 to 5	R	By Request	SR	Yes	2	42 / 45	Unequal	Ti-Namite-A
0.250 to 0.500 6 to 20	2 to 2.25	–	S	By Request	SR	Yes	1	45	Equal	Ti-Namite-A
0.250 to 1 3 to 20	1.25 to 7	–	S, R	By Request	SR, WF	Yes	90	45	Equal	Ti-Namite-B
0.125 to 1 3 to 25	1 to 3	3 to 9	S, B	By Request	SR	Yes	90	35	Equal	Ti-Namite-B
0.125 to 1 3 to 25	1 to 7	2.25 to 8.5	S, R, B	By Request	SR	Yes	90	38	Equal	Ti-Namite-B
0.250 to 1 6 to 20	1 to 7	2.5 to 8.5	R	Standard	SR	Yes	90	38	Equal	Ti-Namite-B
0.750 to 1 12 to 26	1.25 to 1.75	3 to 4	S, R	Standard	CH	Yes	90	38	Unequal	Ti-Namite-B
20 to 25	1.25 to 1.75	2.25 to 3.5	S, R	Standard	CH	Yes	90	38 / 41	Unequal	Ti-Namite-B
0.500 to 0.750 6 to 25	2.5 to 4	3 to 5	S, R	By Request	CH	Yes	25	38 / 41	Unequal	Ti-Namite-B
0.250 to 0.750 6 to 16	1.75 to 4	–	S	By Request	SR	Yes	5	10, 12	Unequal	Di-Namite (optional)
0.250 to 0.500 2 to 12	2.75 to 4	–	S	Standard	SR	Based upon end style	5 (for end cut styles)	15	Equal	Di-Namite (optional)
0.250 to 0.500 6 to 12	2.75 to 4	–	S	Standard	SR	Based upon end style	5 (for end cut styles)	15	Equal	Di-Namite (optional)
0.250 to 0.500 6 to 12	2.75 to 4	–	S	By Request	SR	Yes	5	30	Equal	Di-Namite (optional)
0.125 to 0.750 3 to 12	2.5 to 4.25	–	S	By Request	SR	Yes	90	35	Equal	various optional
0.125 to 0.750 3 to 12	2.5 to 4.25	–	S	By Request	SR	Yes	–	35	Equal	various optional

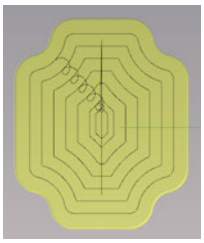

Standard Toolpath

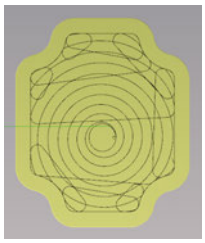

HEM Toolpath

* HEM toolpaths are usually preferred in most situations. However, standard paths may be more efficient with moderate to heavy cut types

** some variations of Cut Length and Reach are based upon Cut Diameter

*** shown is general recommendation for most materials, lower ramp angles are required for materials with lower machinability

For complete application recommendations refer to the SGS Tool Wizard®

SGS® TOOL WIZARD

Application Tips

Tool	• Whenever possible, select an end mill with the largest diameter, shortest flute length, and shortest overall length for the best rigidity • Long flute tools are not intended for pocketing, slotting, or heavy profiling – limit Ae to .02D • High Performance tools minimize cycle time and extend tool life
Tool Holders	• Holders with adequate gripping pressure and TIR are required • Stub holders or zero length collet style holders are recommended for heavy stock removal • When using solid holders, hand ground screw flats are not recommended
Workpiece	• Secure clamping of the workpiece will reduce chatter and deflection
Machine	• Spindle must be in optimum condition for precise TIR and maximum tool life • Sufficient horsepower is required to perform at recommended speeds and feeds • Reduce rates for low power machines to prevent workpiece and / or tool damage
Coolant	• Avoid re-milling chips through use of air blast or liquid coolant as necessary • Maintain clean coolant with appropriate concentration • General recommendations: —Water Soluble Oil or Air Blast: Tool Steels, Mold & Die Steels, Carbon or Alloy Steels —Water Soluble Oil: Stainless Steels, Titanium, High Temperature Alloys, Non-Ferrous Alloys
Methods	• Climb milling is generally preferred • Attention to programming details, tool holders, TIR, balance, fixturing, etc. improve cutting tool performance and extend tool life

END MILLING GUIDELINE

DC = cutting diameter APMX = flute length

Speeds and Feeds for Cut Types are based on Radial Width (Ae) and Axial Depth (Ap)

Reductions to Speeds and Feeds may be necessary when:
- Ae and Ap exceed recommendations
- Using long flute or extended reach tools
- Using long tool holders
- Machining materials harder than listed

ENTRY METHODS

Pre-Drilled Hole

Pre-drilling is the preferred entry method for most applications.

Helical Ramp

Straight Ramp

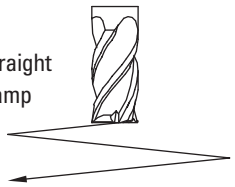

Alternative methods are helical and straight ramping. High ramp angles require reduced feed. Lower ramp angles will allow higher feed rates and extend tool life. Use slotting speeds and feeds for ramp angles of 1° to 2°. Reduce feed to 25% when ramp angles approach 6°. General purpose tools and/or difficult to machine materials will require lower ramp angles and reduced feed.

Plunge

Plunge only in non-ferrous and short-chipping materials using slotting speeds and 25% slotting feeds.

Recomendaciones de uso

Herramientas	• Siempre que sea posible, seleccione la herramienta de mayor diámetro y menor longitud total y de filo para obtener una mayor rigidez. • Las herramientas con filos largos no son recomendadas para operaciones de apertura de cajas en el maquinado, operación de ranurado o perfilado pesado – limitar la profundidad radial (Ae) a .02D • Las herramientas de alto desempeño minimizan el tiempo de ciclo del maquinado y extienden la vida útil de la herramienta
Portaherramientas	• Los Portaherramientas deberán tener buena presión de amarre para la sujeción de la herramienta y una concentricidad máxima indicada (TIR) • Se recomienda usar portaherramientas de amarre directo cortos, o de boquilla con longitud cero para lograr un máximo arranque de viruta • Cuando se utilicen portaherramientas de amarre directo, no se recomienda hacer manualmente el plano para la sujeción del tornillo en el zanco de la herramienta
Pieza a maquinar	• La buena sujeción de la pieza a maquinar reducirá la vibración y la desviación de la herramienta
Máquina	• El husillo de la maquina debe estar en condiciones optimas, para asegurar la concentricidad de giro (TIR) y asegurar el máximo rendimiento de la herramienta • Para lograr los avances y velocidades recomendados, se necesita suficiente potencia (HP) en la maquina • Reducir los parámetros de corte en maquinas de baja potencia (HP) para prevenir el daño en la herramienta o pieza de trabajo
Refrigeración	• Evite el re-maquinado de virutas usando aire a presión o líquido refrigeración según sea necesario • Mantener limpio la refrigeración con su concentración adecuada • Recomendaciones generales: –Para el maquinado de aceros de herramienta, para Moldes y Dados o Aleaciones de Bajo Carbón, utilice Aceite Soluble en Agua o aire a presión –Para el maquinado de Aleaciones Inoxidables, Aleaciones Termorresistentes, Titanio y Aleaciones No Ferrosas, utilice solamente Aceite Soluble en Agua
Métodos	• Se recomienda el maquinado en sentido ascendente o trepado • El cuidado en los detalles de la programación, la concentricidad de giro (TIR) el balance de los portaherramientas, la sujeción de la pieza a maquinar, etc. son factores que contribuyen a prolongar la vida de la herramienta

GUÍAS DE FRESADO

DC = diámetro de corte APMX = largo de filo

Las velocidades y avances para cortes están basados en la profundidad radial (→|Ae|←), y profundidad axial (Ap)

Reducciones en velocidades y avances serán necesarias cuando:
- Ae y Ap exceda las recomendaciones
- Se utilicen filos largos o herramientas de largo alcance
- Se utilicen portaherramientas largos
- Se maquinen materiales más duros que los recomendados

MÉTODOS DE ENTRADA

Barreno previo

Preferentemente usar un barreno previo como método de entrada para la mayor parte de las aplicaciones.

Rampa helicoidal

Rampa recta



Los métodos alternativos son las rampas helicoidales y rectas. Un ángulo elevado de rampa necesita un avance reducido. Un ángulo de rampa inferior permitirá tasas de avance más elevadas y una mayor duración de la herramienta. Usar velocidades y alcances de ranurado para ángulos de rampa de 1° a 2°. Disminuir el avance un 25% cuando los ángulos de rampa se aproximan a 6°. Las herramientas de uso general y/o materiales difíciles de mecanizar precisarán ángulos de rampa inferiores y un avance reducido.

Agujero o Barrenado

Este método se puede utilizar únicamente en materiales no ferrosos y materiales de formación de virutas cortas, usando la velocidad de ranurado y el 25% de su avance.

Conseils relatifs à l'application

Outil	• Chaque fois que possible, choisissez une fraise de plus grand diamètre possible, la plus courte possible, elle garantira la meilleure rigidité • Les outils longs ne sont pas optimum pour l'ébauche, le pocketing, le rainurage – Ae limité à 0,02 D • Les outils Haute performance optimisent les temps de cycle et de augmentent la durée de vie
Porte-outils	• Des attachements à serrage puissant et à faux rond précis sont recommandés • Attachements à méplats ou pinces à serrage nominale sont recommandées pour les ébauches • Lorsque vous utilisez des attachement rigides, les serrage de l'outil par vis ne sont pas recommandés
Pièce	• Le système de fixation et de bridage de la pièce devra permettre de réduire les vibrations et la déformation
Machine	• Broche doit être en bon état optimal au niveau de son faux rond • Suffisamment puissance est nécessaire pour effectuer à des vitesses recommandées et se nourrit • Réduire les efforts pour les machines de faible puissance pour éviter l'endommagement de la pièce et / ou de l'outil
Liquide de refroidissement	• Évitez les recyclage de copeaux par l'utilisation de soufflage d'air comprimé ou de liquide de refroidissement. • Maintenir le lubrifiant propre à la concentration appropriée • Recommandations générales – –Huile soluble ou Air comprimé: aciers à outils, aciers pour moules, aciersau carbone ou alliés –Huile soluble: aciers inoxydables, titane, alliages à haute température, alliages non ferreux
Méthodes	• L'usinage en avalant est généralement préconisé • Attention à la programmation, porte-outils, faux rond, équilibrage, fixation, etc améliorent les performances de l'outil en coupe et prolonge la durée de vie

GUIDE DU FRAISAGE

DC = diamètre de coupe APMX = longueur de coupe

Vitesses & avances pour ces cas d'usinage sont basées sur l'engagement radial (Ae), et axial (Ap)

La réduction de la vitesse et de l'avance doit être nécessaire quand:
- Les engagements Ae et Ap sont importants
- Des dentures longues ou des séries longues sont utilisées
- Des attachement longs sont utilisés
- Lors d'usinage de matériaux durs

TYPES D'ENTREE MATIERE

Preperçage

Le préperçage est la méthode préférable dans la plupart de applications.

Ramping hélicoïdal

Ramping droit

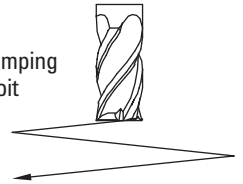

Les autres méthodes sont un ramping hélicoïdal et un ramping droit. Les angles de ramping élevés exigent une avance inférieure. Les angles de ramping inférieurs permettent les taux d'avance supérieurs et prolongeront la vie de l'outil. Utilisez des avances et vitesses de mortaisage pour les angles de ramping de 1° à 2°. Réduisez l'avance à 25 % lorsque les angles de ramping avoisinent 6°. Les outils tout usage et/ou les matériaux difficiles à usiner exigeront des angles de ramping inférieurs et une charge réduite.

Plongée

Plongée uniquement dans les non ferreux. Vitesse rainurage et avances réduites de 25%.

Werkzeug	• Wählen Sie möglichst immer den Schaftfräser mit dem größten Durchmesser, der kürzesten Schneide und Gesamtlänge, um eine hohe Steifigkeit zu erhalten • Langlochschaftfräser sind nicht zum Taschen-, Schlitz- oder Profilfräsen bestimmt – die Dehnung auf Ae 0,2 der Streckgrenze nicht überschreiten • Hochleistungswerkzeuge minimieren die Bearbeitungszeit und verlängern die Werkzeugstandzeit
Werkzeughalter	• Es werden Spannzangen mit genauem Rundlauf benötigt • Steilkegel oder bündige Spannfutter werden bei hohem Materialabtrag empfohlen • Von der Verwendung fester handverschraubter Halterungen wird abgeraten
Werkstück	• Sicheres Werkzeugspannen verringert Vibrationen und das Auswandern aus der Spannvorrichtung
Werkzeugmaschine	• Die Spindel muss in optimalem Zustand sein, um einen genauen Rundlauf und maximale Standzeit zu erzielen • Für die empfohlenen Drehzahlen und Vorschubgeschwindigkeiten ist genügend Leistung bereitzustellen • Bei leistungsschwachen Antrieben sind die Werte zu verringern, um Beschädigungen am Werkstück und/oder Werkzeug zu vermeiden
Kühlmittel	• Das Stauen der Späne durch Luftstrahl oder flüssige Kühlmittel möglichst verhindern • Kühlmittel in geeigneter Konzentration verwenden • Allgemeine Empfehlungen: – Wasser-Öl-Emulsionen oder Luftstrahl: Werkzeugstähle, Form- und Schneidstähle, unlegierte oder legierte Stähle – Wasser-Öl-Emulsion: Nichtrostender Stahl, Titan, Warmfeste Legierungen, Nichteisenlegierungen
Verfahren	• Vorzugsweise Gleichlauffräsen anwenden • Das Beachten der Fräsparameter, Werkzeughalter, Rundlauf, Auswuchten, Einspannen, usw. verbessert die Schnittleistung und verlängert die Standzeit

RICHTWERTE ZUM FRÄSEN

DC = Fräsdurchmesser APMX = Schnittlänge

Drehzahl und Vorschub für Fräsarbeiten hängen von Radialbreite (Ae) und Frästiefe (Ap) ab

Drehzahl und Vorschub müssen ggfs. verringert werden wenn:

- die empfohlenen Werte für Ae und Ap überschritten werden
- lange Schneiden oder Langschaftfräser verwendet werden
- lange Werkzeughalter verwendet werden
- die Werkstoffe härter als vorgesehen sind

VORBEREITUNGEN

Vorbohrung

Vorbohren ist in den meisten Fällen ratsam.

Zirkulareintauchfräsen

Schrägeintauchfäsen

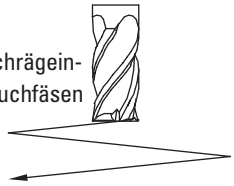

Alternative Verfahren sind Zirkulareintauchen und Schrägeintauchen. Starke Tauchwinkel erfordern verringerte Vorschubgeschwindigkeiten. Geringe Tauchwinkel ermöglichen höhere Vorschubgeschwindigkeiten und verlängern die Standzeit. Verwenden Sie die Drehzahlen und Vorschübe zum Schlitzfräsen für Tauchwinkel von 1° bis 2°. Den Vorschub auf 25 % verringern, wenn der Tauchwinkel 6° erreicht. Standardwerkzeuge und / oder schwer zu bearbeitende Werkstoffe verlangen kleine Tauchwinkel und verringerte Vorschubgeschwindigkeiten.

Stechen

Stechen Sie in Nichteisenmetalle und kurzspanende Werkstoffe nur mit Schlitzfräsdrehzahl und 25 % der Schlitzvorschubgeschwindigkeit ein.

FRACTIONAL

Z-Carb-HPR

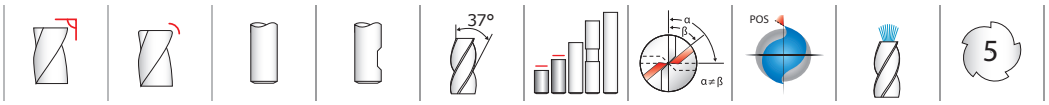

TOLERANCES (inch)

1/8–1/4 DIAMETER
DC = +0.0000/–0.0012
DCON = h_6
RE = +0.0000/–0.0020

>1/4–3/8 DIAMETER
DC = +0.0000/–0.0016
DCON = h_6
RE = +0.0000/–0.0020

>3/8–1 DIAMETER
DC = +0.0000/–0.0020
DCON = h_6
RE = +0.0000/–0.0020

Z5 • Z5CR

FRACTIONAL SERIES

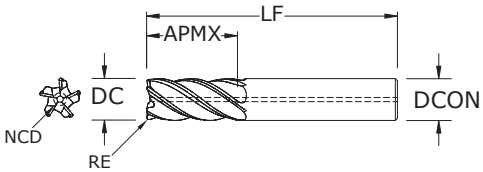

- An ideal balance of helix, indexing, flute depth, rake and relief
- Variable indexing for chatter supression and patented edge geometry for shearing and strength
- Chatter-free geometry allows deep cutting and high speed machining
- Central coolant hole delivers coolant effectively to the cutting zone enhancing chip removal when pocketing or slotting
- Excels at roughing, ramping, high speed machining and finishing in a variety of materials
- Enhanced corner geometry with tight tolerance corner radii
- Recommended for materials ≤ 45 HRc (≤ 420 Bhn)

STEELS
STAINLESS STEELS
CAST IRON
HIGH TEMP ALLOYS
TITANIUM
HARDENED STEELS

For patent information visit www.ksptpatents.com

inch						EDP NO.					
CUTTING DIAMETER DC	LENGTH OF CUT APMX	OVERALL LENGTH LF	SHANK DIAMETER DCON	CORNER RADIUS RE	NON-CUTTING CENTER DIAMETER NCD	TI-NAMITE-A (TA)	TI-NAMITE-A (TA) W/FLAT	TI-NAMITE-A (TA) W/INTERNAL COOLANT	TI-NAMITE-M (TM)	TI-NAMITE-M (TM) W/ FLAT	TI-NAMITE-M (TM) W/INTERNAL COOLANT
1/8	1/4	1-1/2	1/8	–	0.0440	38500	–	–	37000	–	–
1/8	1/4	1-1/2	1/8	0.010	0.0440	38771	–	–	38770	–	–
1/8	1/4	1-1/2	1/8	0.015	0.0440	38525	–	–	37001	–	–
1/8	1/4	1-1/2	1/8	0.030	0.0440	38773	–	–	38772	–	–
1/8	3/8	1-1/2	1/8	–	0.0440	37180	–	–	37002	–	–
1/8	3/8	1-1/2	1/8	0.010	0.0440	38775	–	–	38774	–	–
1/8	3/8	1-1/2	1/8	0.015	0.0290	37181	–	–	37003	–	–
1/8	3/8	1-1/2	1/8	0.030	0.0290	38777	–	–	38776	–	–
3/16	5/16	2	3/16	–	0.0660	38501	–	–	37004	–	–
3/16	5/16	2	3/16	0.010	0.0660	38779	–	–	38778	–	–
3/16	5/16	2	3/16	0.015	0.0660	38526	–	–	37005	–	–
3/16	5/16	2	3/16	0.030	0.0660	38781	–	–	38780	–	–
3/16	1/2	2	3/16	–	0.0660	37182	–	–	37006	–	–
3/16	1/2	2	3/16	0.010	0.0660	38783	–	–	38782	–	–
3/16	1/2	2	3/16	0.015	0.0660	37183	–	–	37007	–	–
3/16	1/2	2	3/16	0.030	0.0660	38785	–	–	38784	–	–
1/4	3/8	2-1/2	1/4	–	0.0880	38502	–	–	37008	–	–
1/4	3/8	2-1/2	1/4	0.010	0.0880	38787	–	–	38786	–	–
1/4	3/8	2-1/2	1/4	0.015	0.0880	38527	–	–	37009	–	–
1/4	3/8	2-1/2	1/4	0.030	0.0880	38528	–	–	37010	–	–
1/4	3/8	2-1/2	1/4	0.060	0.0750	38789	–	–	38788	–	–
1/4	3/8	2-1/2	1/4	0.090	0.0880	38791	–	–	38790	–	–
1/4	1/2	2-1/2	1/4	–	0.0880	37184	–	–	37011	–	–
1/4	1/2	2-1/2	1/4	0.010	0.0880	38793	–	–	38792	–	–
1/4	1/2	2-1/2	1/4	0.015	0.0880	37185	–	–	37012	–	–
1/4	1/2	2-1/2	1/4	0.030	0.0880	37186	–	–	37013	–	–
1/4	1/2	2-1/2	1/4	0.060	0.0750	38795	–	–	38794	–	–
1/4	1/2	2-1/2	1/4	0.090	0.0880	38797	–	–	38796	–	–

continued on next page

CARB-HPR
HIGH PERFORMANCE ROUGHER

TOLERANCES (inch)

1/8–1/4 DIAMETER
DC = +0.0000/–0.0012
DCON = h_6
RE = +0.0000/–0.0020

>1/4–3/8 DIAMETER
DC = +0.0000/–0.0016
DCON = h_6
RE = +0.0000/–0.0020

>3/8–1 DIAMETER
DC = +0.0000/–0.0020
DCON = h_6
RE = +0.0000/–0.0020

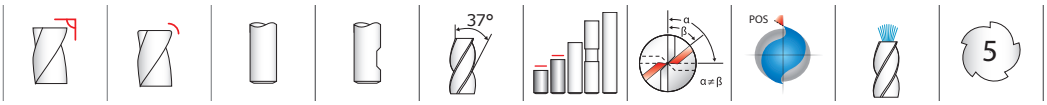

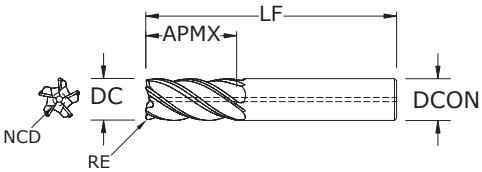

Z5 • Z5CR
FRACTIONAL SERIES

CONTINUED

inch						EDP NO.					
CUTTING DIAMETER DC	LENGTH OF CUT APMX	OVERALL LENGTH LF	SHANK DIAMETER DCON	CORNER RADIUS RE	NON-CUTTING CENTER DIAMETER NCD	TI-NAMITE-A (TA)	TI-NAMITE-A (TA) W/FLAT	TI-NAMITE-A (TA) W/INTERNAL COOLANT	TI-NAMITE-M (TM)	TI-NAMITE-M (TM) W/ FLAT	TI-NAMITE-M (TM) W/INTERNAL COOLANT
5/16	7/16	2-1/2	5/16	–	0.1090	38503	–	–	37014	–	–
5/16	7/16	2-1/2	5/16	0.010	0.1090	38799	–	–	38798	–	–
5/16	7/16	2-1/2	5/16	0.015	0.1090	38529	–	–	37015	–	–
5/16	7/16	2-1/2	5/16	0.030	0.1090	38801	–	–	38800	–	–
5/16	7/16	2-1/2	5/16	0.060	0.1090	38803	–	–	38802	–	–
5/16	7/16	2-1/2	5/16	0.090	0.0640	38805	–	–	38804	–	–
5/16	5/8	2-1/2	5/16	–	0.1090	38504	–	–	37016	–	–
5/16	5/8	2-1/2	5/16	0.010	0.0640	38807	–	–	38806	–	–
5/16	5/8	2-1/2	5/16	0.015	0.1090	38530	–	–	37017	–	–
5/16	5/8	2-1/2	5/16	0.030	0.1090	38809	–	–	38808	–	–
5/16	5/8	2-1/2	5/16	0.060	0.1090	38811	–	–	38810	–	–
5/16	5/8	2-1/2	5/16	0.090	0.0640	38813	–	–	38812	–	–
3/8	1/2	2-1/2	3/8	–	0.1310	38505	–	–	37018	–	–
3/8	1/2	2-1/2	3/8	0.010	0.1310	38815	–	–	38814	–	–
3/8	1/2	2-1/2	3/8	0.015	0.1310	38531	–	–	37019	–	–
3/8	1/2	2-1/2	3/8	0.030	0.1310	38532	–	–	37020	–	–
3/8	1/2	2-1/2	3/8	0.060	0.1310	38817	–	–	38816	–	–
3/8	1/2	2-1/2	3/8	0.090	0.0830	38819	–	–	38818	–	–
3/8	3/4	2-1/2	3/8	–	0.1310	37187	–	–	37021	–	–
3/8	3/4	2-1/2	3/8	0.010	0.1310	38821	–	–	38820	–	–
3/8	3/4	2-1/2	3/8	0.015	0.1310	37188	–	–	37022	–	–
3/8	3/4	2-1/2	3/8	0.030	0.1310	37189	37174	–	37023	–	–
3/8	3/4	2-1/2	3/8	0.060	0.1310	38823	–	–	38822	–	–
3/8	3/4	2-1/2	3/8	0.090	0.0830	38825	–	–	38824	–	–
7/16	5/8	2-1/2	7/16	0.015	0.1530	37164	–	–	37160	–	–
7/16	5/8	2-1/2	7/16	0.030	0.1530	37165	–	–	37161	–	–
7/16	7/8	2-3/4	7/16	0.015	0.1530	37166	–	–	37162	–	–
7/16	7/8	2-3/4	7/16	0.030	0.1530	37167	–	–	37163	–	–

continued on next page

FRACTIONAL

Z-Carb-HPR

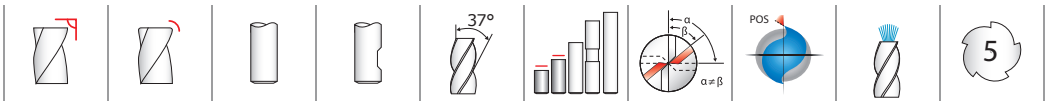

TOLERANCES (inch)

1/8–1/4 DIAMETER
DC = +0.0000/–0.0012
DCON = h_6
RE = +0.0000/–0.0020

>1/4–3/8 DIAMETER
DC = +0.0000/–0.0016
DCON = h_6
RE = +0.0000/–0.0020

>3/8–1 DIAMETER
DC = +0.0000/–0.0020
DCON = h_6
RE = +0.0000/–0.0020

Z5 • Z5CR

FRACTIONAL SERIES

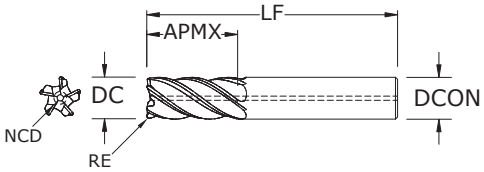

CONTINUED

- An ideal balance of helix, indexing, flute depth, rake and relief
- Variable indexing for chatter supression and patented edge geometry for shearing and strength
- Chatter-free geometry allows deep cutting and high speed machining
- Central coolant hole delivers coolant effectively to the cutting zone enhancing chip removal when pocketing or slotting
- Excels at roughing, ramping, high speed machining and finishing in a variety of materials
- Enhanced corner geometry with tight tolerance corner radii
- Recommended for materials ≤ 45 HRc (≤ 420 Bhn)

STEELS
STAINLESS STEELS
CAST IRON
HIGH TEMP ALLOYS
TITANIUM
HARDENED STEELS

For patent information visit www.ksptpatents.com

inch						EDP NO.					
CUTTING DIAMETER DC	LENGTH OF CUT APMX	OVERALL LENGTH LF	SHANK DIAMETER DCON	CORNER RADIUS RE	NON-CUTTING CENTER DIAMETER NCD	TI-NAMITE-A (TA)	TI-NAMITE-A (TA) W/FLAT	TI-NAMITE-A (TA) W/INTERNAL COOLANT	TI-NAMITE-M (TM)	TI-NAMITE-M (TM) W/ FLAT	TI-NAMITE-M (TM) W/INTERNAL COOLANT
1/2	5/8	3	1/2	–	0.1750	38506	38512	37320	37024	37030	37321
1/2	5/8	3	1/2	0.010	0.1750	38827	38829	38831	38826	38828	38830
1/2	5/8	3	1/2	0.015	0.1750	38533	38578	37330	37025	37031	37331
1/2	5/8	3	1/2	0.030	0.1750	38534	38579	37332	37026	37032	37333
1/2	5/8	3	1/2	0.060	0.1750	38535	38580	37334	37027	37033	37335
1/2	5/8	3	1/2	0.090	0.1750	38536	38581	37337	37028	37034	37338
1/2	5/8	3	1/2	0.120	0.1750	38537	38582	37339	37029	37035	37340
1/2	1	3	1/2	–	0.1750	38507	38513	37322	37036	37042	37323
1/2	1	3	1/2	0.010	0.1750	38833	38835	38837	38832	38834	38836
1/2	1	3	1/2	0.015	0.1750	38538	38583	37341	37037	37043	37342
1/2	1	3	1/2	0.030	0.1750	38539	38584	37343	37038	37044	37344
1/2	1	3	1/2	0.060	0.1750	38540	38585	37345	37039	37045	37346
1/2	1	3	1/2	0.090	0.1750	38541	38586	37348	37040	37046	37349
1/2	1	3	1/2	0.120	0.1750	38542	38587	37350	37041	37047	37351
1/2	1-1/4	3-1/4	1/2	–	0.1750	37190	37194	37325	37048	37054	37324
1/2	1-1/4	3-1/4	1/2	0.010	0.1750	38839	38841	38843	38838	38840	38842
1/2	1-1/4	3-1/4	1/2	0.015	0.1750	37191	37195	37352	37049	37055	37353
1/2	1-1/4	3-1/4	1/2	0.030	0.1750	37192	37196	37354	37050	37056	37355
1/2	1-1/4	3-1/4	1/2	0.060	0.1750	37193	37197	37356	37051	37057	37357
1/2	1-1/4	3-1/4	1/2	0.090	0.1750	38543	38588	37359	37052	37058	37360
1/2	1-1/4	3-1/4	1/2	0.120	0.1750	38544	38589	37361	37053	37059	37362
5/8	3/4	3-1/2	5/8	–	0.2630	38508	38514	38518	37060	37067	37260
5/8	3/4	3-1/2	5/8	0.010	0.2190	38845	38847	38849	38844	38846	38848
5/8	3/4	3-1/2	5/8	0.015	0.2190	38545	38590	38623	37061	37068	37261
5/8	3/4	3-1/2	5/8	0.030	0.2190	38546	38591	38624	37062	37069	37262
5/8	3/4	3-1/2	5/8	0.060	0.2190	38547	38592	38625	37063	37070	37263
5/8	3/4	3-1/2	5/8	0.090	0.2190	38548	38593	38626	37064	37071	37264
5/8	3/4	3-1/2	5/8	0.120	0.2190	38549	38594	38627	37065	37072	37265
5/8	3/4	3-1/2	5/8	0.190	0.2190	38550	38595	38628	37066	37073	37266
5/8	1-1/4	3-1/2	5/8	–	0.2190	37198	37202	38519	37074	37081	37267

continued on next page

CARB-HPR
HIGH PERFORMANCE ROUGHER

TOLERANCES (inch)

1/8–1/4 DIAMETER
DC = +0.0000/–0.0012
DCON = h_6
RE = +0.0000/–0.0020

>1/4–3/8 DIAMETER
DC = +0.0000/–0.0016
DCON = h_6
RE = +0.0000/–0.0020

>3/8–1 DIAMETER
DC = +0.0000/–0.0020
DCON = h_6
RE = +0.0000/–0.0020

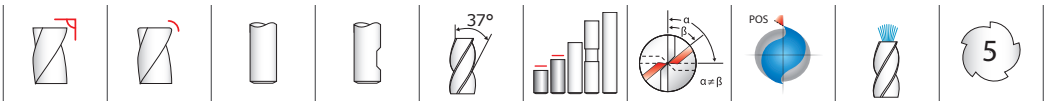

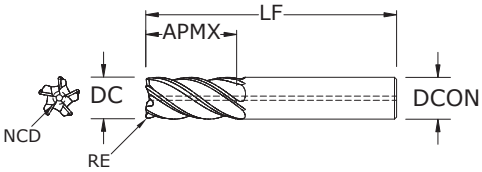

Z5 • Z5CR
FRACTIONAL SERIES

CONTINUED

inch						EDP NO.					
CUTTING DIAMETER DC	LENGTH OF CUT APMX	OVERALL LENGTH LF	SHANK DIAMETER DCON	CORNER RADIUS RE	NON-CUTTING CENTER DIAMETER NCD	TI-NAMITE-A (TA)	TI-NAMITE-A (TA) W/FLAT	TI-NAMITE-A (TA) W/INTERNAL COOLANT	TI-NAMITE-M (TM)	TI-NAMITE-M (TM) W/ FLAT	TI-NAMITE-M (TM) W/INTERNAL COOLANT
5/8	1-1/4	3-1/2	5/8	0.010	0.2190	38851	38853	38855	38850	38852	38854
5/8	1-1/4	3-1/2	5/8	0.015	0.2190	37199	37203	38629	37075	37082	37268
5/8	1-1/4	3-1/2	5/8	0.030	0.2190	37200	37204	38630	37076	37083	37269
5/8	1-1/4	3-1/2	5/8	0.060	0.2190	37201	37205	38631	37077	37084	37270
5/8	1-1/4	3-1/2	5/8	0.090	0.2190	38551	38596	38632	37078	37085	37271
5/8	1-1/4	3-1/2	5/8	0.120	0.2190	38552	38597	38633	37079	37086	37272
5/8	1-1/4	3-1/2	5/8	0.190	0.2190	38553	38598	38634	37080	37087	37273
3/4	7/8	4	3/4	–	0.2630	38509	38515	38520	37088	37095	37274
3/4	7/8	4	3/4	0.010	0.2630	38857	38859	38861	38856	38858	38860
3/4	7/8	4	3/4	0.030	0.2630	38554	38599	38635	37089	37096	37275
3/4	7/8	4	3/4	0.060	0.2630	38555	38600	38636	37090	37097	37276
3/4	7/8	4	3/4	0.090	0.2630	38556	38601	38637	37091	37098	37277
3/4	7/8	4	3/4	0.120	0.2630	38557	38602	38638	37092	37099	37278
3/4	7/8	4	3/4	0.190	0.2630	38558	38603	38639	37093	37100	37279
3/4	7/8	4	3/4	0.250	0.2630	38559	38604	38640	37094	37101	37280
3/4	1-1/2	4	3/4	–	0.2630	37206	37210	38521	37102	37109	37281
3/4	1-1/2	4	3/4	0.010	0.2630	38863	38865	38867	38862	38864	38866
3/4	1-1/2	4	3/4	0.030	0.2630	37207	37211	38641	37103	37110	37282
3/4	1-1/2	4	3/4	0.060	0.2630	37208	37212	38642	37104	37111	37283
3/4	1-1/2	4	3/4	0.090	0.2630	38560	38605	38643	37105	37112	37284
3/4	1-1/2	4	3/4	0.120	0.2630	37209	37213	38644	37106	37113	37285
3/4	1-1/2	4	3/4	0.190	0.2630	38561	38606	38645	37107	37114	37286
3/4	1-1/2	4	3/4	0.250	0.2630	38562	38607	38646	37108	37115	37287
3/4	1-5/8	4	3/4	0.030	0.2630	37222	–	–	37223	–	–
3/4	1-5/8	4	3/4	0.060	0.2630	37224	–	–	37225	–	–
3/4	1-5/8	4	3/4	0.090	0.2630	37226	–	–	37227	–	–
3/4	1-5/8	4	3/4	0.120	0.2630	37228	–	–	37229	–	–
3/4	2	4-1/2	3/4	0.030	0.2630	37230	–	–	37231	–	–
3/4	2	4-1/2	3/4	0.060	0.2630	37232	–	–	37233	–	–
3/4	2	4-1/2	3/4	0.090	0.2630	37234	–	–	37235	–	–

continued on next page

Z-Carb-HPR

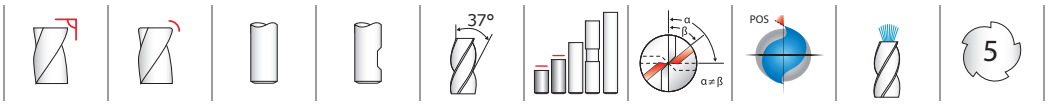

TOLERANCES (inch)

1/8–1/4 DIAMETER
DC = +0.0000/–0.0012
DCON = h_6
RE = +0.0000/–0.0020

>1/4–3/8 DIAMETER
DC = +0.0000/–0.0016
DCON = h_6
RE = +0.0000/–0.0020

>3/8–1 DIAMETER
DC = +0.0000/–0.0020
DCON = h_6
RE = +0.0000/–0.0020

Z5 • Z5CR

FRACTIONAL SERIES

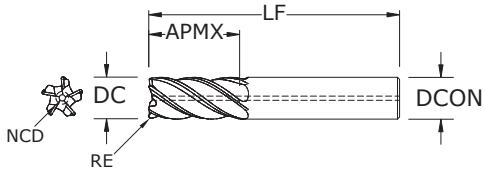

CONTINUED

- An ideal balance of helix, indexing, flute depth, rake and relief
- Variable indexing for chatter supression and patented edge geometry for shearing and strength
- Chatter-free geometry allows deep cutting and high speed machining
- Central coolant hole delivers coolant effectively to the cutting zone enhancing chip removal when pocketing or slotting
- Excels at roughing, ramping, high speed machining and finishing in a variety of materials
- Enhanced corner geometry with tight tolerance corner radii
- Recommended for materials ≤ 45 HRc (≤ 420 Bhn)

STEELS
STAINLESS STEELS
CAST IRON
HIGH TEMP ALLOYS
TITANIUM
HARDENED STEELS

For patent information visit www.ksptpatents.com

inch						EDP NO.					
CUTTING DIAMETER DC	LENGTH OF CUT APMX	OVERALL LENGTH LF	SHANK DIAMETER DCON	CORNER RADIUS RE	NON-CUTTING CENTER DIAMETER NCD	TI-NAMITE-A (TA)	TI-NAMITE-A (TA) W/FLAT	TI-NAMITE-A (TA) W/INTERNAL COOLANT	TI-NAMITE-M (TM)	TI-NAMITE-M (TM) W/ FLAT	TI-NAMITE-M (TM) W/INTERNAL COOLANT
3/4	2	4-1/2	3/4	0.120	0.2630	37236	–	–	37237	–	–
1	1-1/8	4	1	–	0.3500	38510	38516	38522	37116	37123	37288
1	1-1/8	4	1	0.010	0.3500	38869	38871	38873	38868	38870	38872
1	1-1/8	4	1	0.030	0.3500	38563	38608	38647	37117	37124	37289
1	1-1/8	4	1	0.060	0.3500	38564	38609	38648	37118	37125	37290
1	1-1/8	4	1	0.090	0.3500	38565	38610	38649	37119	37126	37291
1	1-1/8	4	1	0.120	0.3500	38566	38611	38650	37120	37127	37292
1	1-1/8	4	1	0.190	0.3500	38567	38612	38651	37121	37128	37293
1	1-1/8	4	1	0.250	0.3500	38568	38613	38652	37122	37129	37294
1	1-1/2	4	1	–	0.3500	37214	37218	38523	37130	37137	37295
1	1-1/2	4	1	0.010	0.3500	38875	38877	38879	38874	38876	38878
1	1-1/2	4	1	0.030	0.3500	37215	37219	38653	37131	37138	37296
1	1-1/2	4	1	0.060	0.3500	37216	37220	38654	37132	37139	37297
1	1-1/2	4	1	0.090	0.3500	38569	38614	38655	37133	37140	37298
1	1-1/2	4	1	0.120	0.3500	37217	37221	38656	37134	37141	37299
1	1-1/2	4	1	0.190	0.3500	38570	38615	38657	37135	37142	37300
1	1-1/2	4	1	0.250	0.3500	38571	38616	38658	37136	37143	37301
1	2	4-1/2	1	–	0.3500	38511	38517	38524	37144	37151	37302
1	2	4-1/2	1	0.010	0.3500	38881	38883	38885	38880	38882	38884
1	2	4-1/2	1	0.030	0.3500	38572	38617	38659	37145	37152	37303
1	2	4-1/2	1	0.060	0.3500	38573	38618	38660	37146	37153	37304
1	2	4-1/2	1	0.090	0.3500	38574	38619	38661	37147	37154	37305
1	2	4-1/2	1	0.120	0.3500	38575	38620	38662	37148	37155	37306
1	2	4-1/2	1	0.190	0.3500	38576	38621	38663	37149	37156	37307
1	2	4-1/2	1	0.250	0.3500	38577	38622	38664	37150	37157	37308

Z-Carb-HPR

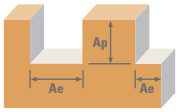

	Series Z5, Z5CR Fractional	Hardness		Ae x DC	Ap x DC	Vc (sfm)		DC • in 1/8	1/4	3/8	1/2	5/8	3/4	1
P	CARBON STEELS 1018, 1040, 1080, 1090, 10L50, 1140, 1212, 12L15, 1525, 1536	≤ 275 Bhn or ≤ 28 HRc	Profile	≤ 0.5	≤ 1.5	555 (444-666)	RPM	16961	8480	5654	4240	3392	2827	2120
							Fz	0.00046	0.0012	0.0023	0.0031	0.0034	0.0037	0.0043
							Feed (ipm)	39.0	50.9	65.0	65.7	57.7	52.3	45.6
			Slot	1	≤ 1	440 (352-528)	RPM	13446	6723	4482	3362	2689	2241	1681
							Fz	0.00046	0.0012	0.0023	0.0031	0.0034	0.0037	0.0043
							Feed (ipm)	30.9	40.3	51.5	52.1	45.7	41.5	36.1
	ALLOY STEELS 4140, 4150, 4320, 5120, 5150, 8630, 86L20, 50100	≤ 375 Bhn or ≤ 40 HRc	Profile	≤ 0.5	≤ 1.5	315 (252-378)	RPM	9626	4813	3209	2407	1925	1604	1203
							Fz	0.00034	0.0009	0.0017	0.0023	0.0026	0.0028	0.0032
							Feed (ipm)	16.4	21.7	27.3	27.7	25.0	22.5	19.3
			Slot	1	≤ 1	250 (200-300)	RPM	7640	3820	2547	1910	1528	1273	955
							Fz	0.00034	0.0009	0.0017	0.0023	0.0026	0.0028	0.0032
							Feed (ipm)	13.0	17.2	21.6	22.0	19.9	17.8	15.3
K	CAST IRONS (LOW & MEDIUM ALLOY) Gray, Malleable, Ductile	≤ 220 Bhn or ≤ 19 HRc	Profile	≤ 0.5	≤ 1.5	445 (356-534)	RPM	13599	6800	4533	3400	2720	2267	1700
							Fz	0.00042	0.0011	0.0021	0.0028	0.0031	0.0034	0.0039
							Feed (ipm)	28.6	37.4	47.6	47.6	42.2	38.5	33.1
			Slot	1	≤ 1	355 (284-426)	RPM	10849	5424	3616	2712	2170	1808	1356
							Fz	0.00042	0.0011	0.0021	0.0028	0.0031	0.0034	0.0039
							Feed (ipm)	22.8	29.8	38.0	38.0	33.6	30.7	26.4
	CAST IRONS (HIGH ALLOY) Gray, Malleable, Ductile	≤ 260 Bhn or ≤ 26 HRc	Profile	≤ 0.5	≤ 1.5	340 (272-408)	RPM	10390	5195	3463	2598	2078	1732	1299
							Fz	0.00031	0.0008	0.0016	0.0021	0.0023	0.0025	0.0029
							Feed (ipm)	16.1	21.8	27.7	27.3	23.9	21.6	18.8
			Slot	1	≤ 1	270 (216-324)	RPM	8251	4126	2750	2063	1650	1375	1031
							Fz	0.00031	0.0008	0.0016	0.0021	0.0023	0.0025	0.0029
							Feed (ipm)	12.8	17.3	22.0	21.7	19.0	17.2	15.0
M	STAINLESS STEELS (FREE MACHINING) 303, 416, 420F, 430F, 440F	≤ 275 Bhn or ≤ 28 HRc	Profile	≤ 0.5	≤ 1.5	490 (392-588)	RPM	14974	7487	4991	3744	2995	2496	1872
							Fz	0.00034	0.0009	0.0017	0.0023	0.0026	0.0028	0.0032
							Feed (ipm)	25.5	33.7	42.4	43.1	38.9	34.9	29.9
			Slot	1	≤ 1	390 (312-468)	RPM	11918	5959	3973	2980	2384	1986	1490
							Fz	0.00034	0.0009	0.0017	0.0023	0.0026	0.0028	0.0032
							Feed (ipm)	20.3	26.8	33.8	34.3	31.0	27.8	23.8
	STAINLESS STEELS (DIFFICULT) 304, 304L, 316, 316L	≤ 275 Bhn or ≤ 28 HRc	Profile	≤ 0.5	≤ 1.5	340 (272-408)	RPM	10390	5195	3463	2598	2078	1732	1299
							Fz	0.00027	0.0007	0.0014	0.0018	0.0020	0.0022	0.0025
							Feed (ipm)	14.0	18.2	24.2	23.4	20.8	19.0	16.2
			Slot	1	≤ 1	270 (216-324)	RPM	8251	4126	2750	2063	1650	1375	1031
							Fz	0.00027	0.0007	0.0014	0.0018	0.0020	0.0022	0.0025
							Feed (ipm)	11.1	14.4	19.3	18.6	16.5	15.1	12.9
	STAINLESS STEELS (PH) 13-8 PH, 15-5PH, 17-4 PH, CUSTOM 450	≤ 325 Bhn or ≤ 35 HRc	Profile	≤ 0.5	≤ 1.5	310 (248-372)	RPM	9474	4737	3158	2368	1895	1579	1184
							Fz	0.00027	0.0007	0.0014	0.0018	0.0020	0.0022	0.0025
							Feed (ipm)	12.8	16.6	22.1	21.3	18.9	17.4	14.8
			Slot	1	≤ 1	250 (200-300)	RPM	7640	3820	2547	1910	1528	1273	955
							Fz	0.00027	0.0007	0.0014	0.0018	0.0020	0.0022	0.0025
							Feed (ipm)	10.3	13.4	17.8	17.2	15.3	14.0	11.9

continued on next page

Z-Carb-HPR

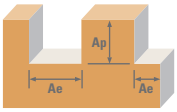

	Series Z5, Z5CR Fractional	Hardness		Ae x DC	Ap x DC	Vc (sfm)		DC • in 1/8	1/4	3/8	1/2	5/8	3/4	1
S	SUPER ALLOYS (NICKEL , COBALT, IRON BASE) Inconel 601, 617, 625, Incoloy, Monel 400	≤ 300 Bhn or ≤ 32 HRc	Profile	≤ 0.5	≤ 1.5	80 (64-96)	RPM	2445	1222	815	611	489	407	306
							Fz	0.00025	0.00068	0.00128	0.00170	0.00187	0.00204	0.00238
							Feed (ipm)	3.1	4.2	5.2	5.2	4.6	4.2	3.6
			Slot	1	≤ 1	65 (52-78)	RPM	1986	993	662	497	397	331	248
							Fz	0.00025	0.00068	0.00128	0.00170	0.00187	0.00204	0.00238
							Feed (ipm)	2.5	3.4	4.2	4.2	3.7	3.4	3.0
	SUPER ALLOYS (NICKEL, COBALT, IRON BASE) Inconel 718, X-750, Incoloy, Waspaloy, Hastelloy, Rene	≤ 400 Bhn or ≤ 43 HRc	Profile	≤ 0.5	≤ 1.5	62 (50-74)	RPM	1895	947	632	474	379	316	237
							Fz	0.00018	0.00048	0.00090	0.00120	0.00130	0.00140	0.00170
							Feed (ipm)	1.7	2.3	2.8	2.8	2.5	2.2	2.0
			Slot	1	≤ 1	50 (40-60)	RPM	1528	764	509	382	306	255	191
							Fz	0.00018	0.00048	0.00090	0.00120	0.00130	0.00140	0.00170
							Feed (ipm)	1.4	1.8	2.3	2.3	2.0	1.8	1.6
	TITANIUM ALLOYS Pure Ttanium, Ti6Al4V, Ti6Al2Sn4Zr2Mo, Ti4Al4Mo2Sn0.5Si	≤ 350 Bhn or ≤ 38 HRc	Profile	≤ 0.5	≤ 1.5	215 (172-258)	RPM	6570	3285	2190	1643	1314	1095	821
							Fz	0.0003	0.0008	0.0015	0.0020	0.0022	0.0024	0.0028
							Feed (ipm)	9.9	13.1	16.4	16.4	14.5	13.1	11.5
			Slot	1	≤ 1	170 (136-204)	RPM	5195	2598	1732	1299	1039	866	649
							Fz	0.0003	0.0008	0.0015	0.0020	0.0022	0.0024	0.0028
							Feed (ipm)	7.8	10.4	13.0	13.0	11.4	10.4	9.1
	TITANIUM ALLOYS (DIFFICULT) Ti10Al2Fe3Al, Ti5Al5V5Mo3Cr, Ti7Al4Mo, Ti3Al8V6Cr4Zr4Mo, Ti6Al6V6Sn, Ti15V3 Cr3Sn3Al	≤ 440 Bhn or ≤ 47 HRc	Profile	≤ 0.5	≤ 1.5	75 (60-90)	RPM	2292	1146	764	573	458	382	287
							Fz	0.0003	0.0008	0.0015	0.0020	0.0022	0.0024	0.0028
							Feed (ipm)	3.4	4.6	5.7	5.7	5.0	4.6	4.0
			Slot	1	≤ 1	60 (48-72)	RPM	1834	917	611	458	367	306	229
							Fz	0.0003	0.0008	0.0015	0.0020	0.0022	0.0024	0.0028
							Feed (ipm)	2.8	3.7	4.6	4.6	4.0	3.7	3.2
H	TOOL STEELS A2, D2, H13, L2, M2, P20, S7, T15, W2	≤ 375 Bhn or ≤ 40 HRc	Profile	≤ 0.5	≤ 1.5	185 (148-222)	RPM	5654	2827	1885	1413	1131	942	707
							Fz	0.00028	0.0007	0.0014	0.0018	0.0020	0.0022	0.0026
							Feed (ipm)	7.9	9.9	13.2	12.7	11.3	10.4	9.2
			Slot	1	≤ 1	145 (116-174)	RPM	4431	2216	1477	1108	886	739	554
							Fz	0.00028	0.0007	0.0014	0.0018	0.0020	0.0022	0.0026
							Feed (ipm)	6.2	7.8	10.3	10.0	8.9	8.1	7.2

Bhn (Brinell) HRc (Rockwell C)
rpm = Vc x 3.82 / DC
ipm = Fz x 5 x rpm
ramp up to 5 degrees using slotting speed and feed rates. Do not plunge.
reduce speed and feed for materials harder than listed
reduce feed and Ae when finish milling (.02 x DC maximum)
feed rates listed have chip thinning adjustments included where applicable
refer to the SGS Tool Wizard® for complete technical information (www.kyocera-sgstool.com)

Z-Carb-HPR

CARB-HPR
HIGH PERFORMANCE ROUGHER

TOLERANCES (mm)

6 DIAMETER
DC = +0,000/–0,030
DCON = h_6
RE = +0,000/–0,050

>6–10 DIAMETER
DC = +0,000/–0,040
DCON = h_6
RE = +0,000/–0,050

>10–25 DIAMETER
DC = +0,000/–0,050
DCON = h_6
RE = +0,000/–0,050

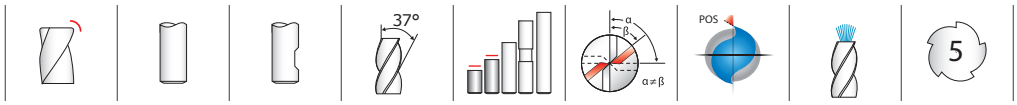

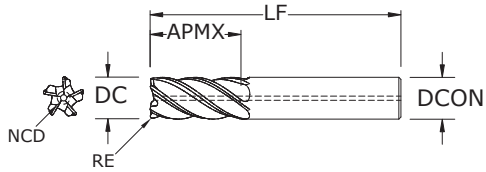

Z5MCR
METRIC SERIES

mm						EDP NO.					
CUTTING DIAMETER DC	LENGTH OF CUT APMX	OVERALL LENGTH LF	SHANK DIAMETER DCON	CORNER RADIUS RE	NON-CUTTING CENTER DIAMETER NCD	TI-NAMITE-A (TA)	TI-NAMITE-A (TA) W/FLAT	TI-NAMITE-A (TA) W/INTERNAL COOLANT	TI-NAMITE-M (TM)	TI-NAMITE-M (TM) W/ FLAT	TI-NAMITE-M (TM) W/INTERNAL COOLANT
6,0	9,0	54,0	6,0	0,5	2,11	48000	–	–	47000	–	–
6,0	13,0	57,0	6,0	0,3	2,11	48001	–	–	47001	–	–
6,0	13,0	57,0	6,0	0,5	2,11	47120	–	–	47002	–	–
6,0	13,0	57,0	6,0	1,0	2,11	48002	–	–	47003	–	–
6,0	13,0	57,0	6,0	1,5	2,11	48003	–	–	47004	–	–
8,0	11,0	58,0	8,0	0,5	2,79	48004	–	–	47005	–	–
8,0	18,0	63,0	8,0	0,5	2,79	47121	–	–	47006	–	–
8,0	18,0	63,0	8,0	1,0	2,79	47122	–	–	47007	–	–
8,0	18,0	63,0	8,0	1,5	2,79	48005	–	–	47008	–	–
8,0	18,0	63,0	8,0	2,0	2,79	48006	–	–	47009	–	–
10,0	13,0	66,0	10,0	1,0	2,79	48007	–	–	47010	–	–
10,0	22,0	72,0	10,0	0,5	3,51	47123	–	–	47011	–	–
10,0	22,0	72,0	10,0	1,0	3,51	47124	–	–	47012	–	–
10,0	22,0	72,0	10,0	1,5	3,51	48008	–	–	47013	–	–
10,0	22,0	72,0	10,0	2,0	3,51	48009	–	–	47014	–	–
10,0	22,0	72,0	10,0	2,5	3,51	48010	–	–	47015	–	–
12,0	15,0	73,0	12,0	1,0	4,19	48011	48029	–	47016	47024	–
12,0	26,0	83,0	12,0	0,5	4,19	47125	47128	47160	47017	47025	47161
12,0	26,0	83,0	12,0	0,76	4,19	47126	47129	47162	47018	47026	47163
12,0	26,0	83,0	12,0	1,0	4,19	47127	47130	47164	47019	47027	47165
12,0	26,0	83,0	12,0	1,5	4,19	48012	48030	47166	47020	47028	47167
12,0	26,0	83,0	12,0	2,0	4,19	48013	48031	47168	47021	47029	47169
12,0	26,0	83,0	12,0	2,5	4,19	48014	48032	47170	47022	47030	47171
12,0	26,0	83,0	12,0	3,0	4,19	48015	48033	47172	47023	47031	47173
16,0	19,0	82,0	16,0	1,0	5,59	48016	48034	48056	47032	47039	47046
16,0	19,0	82,0	16,0	1,5	5,59	48070	–	–	48071	–	–
16,0	35,0	92,0	16,0	1,0	5,59	47131	48035	47134	47033	47040	47047
16,0	35,0	92,0	16,0	1,5	5,59	48017	48036	48057	47034	47041	47048

continued on next page

- An ideal balance of helix, indexing, flute depth, rake and relief
- Variable indexing for chatter supression and patented edge geometry for shearing and strength
- Chatter-free geometry allows deep cutting and high speed machining
- Central coolant hole delivers coolant effectively to the cutting zone enhancing chip removal when pocketing or slotting
- Enhanced corner geometry with tight tolerance corner radii
- Excels at roughing, ramping, high speed machining and finishing in a variety of materials
- Recommended for materials ≤ 45 HRc (≤ 420 Bhn)

STEELS
STAINLESS STEELS
CAST IRON
HIGH TEMP ALLOYS
TITANIUM
HARDENED STEELS

For patent information visit www.ksptpatents.com

Z-Carb-HPR

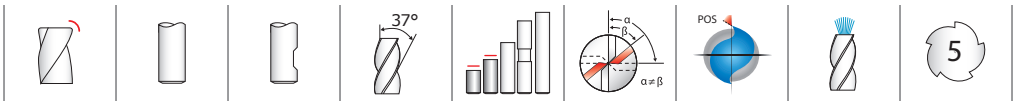

TOLERANCES (mm)

6 DIAMETER
DC = +0,000/–0,030
DCON = h_6
RE = +0,000/–0,050

>6–10 DIAMETER
DC = +0,000/–0,040
DCON = h_6
RE = +0,000/–0,050

>10–25 DIAMETER
DC = +0,000/–0,050
DCON = h_6
RE = +0,000/–0,050

Z5MCR
METRIC SERIES

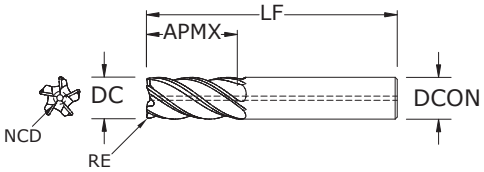

CONTINUED

- An ideal balance of helix, indexing, flute depth, rake and relief
- Variable indexing for chatter supression and patented edge geometry for shearing and strength
- Chatter-free geometry allows deep cutting and high speed machining
- Central coolant hole delivers coolant effectively to the cutting zone enhancing chip removal when pocketing or slotting
- Enhanced corner geometry with tight tolerance corner radii
- Excels at roughing, ramping, high speed machining and finishing in a variety of materials
- Recommended for materials ≤ 45 HRc (≤ 420 Bhn)

- STEELS
- STAINLESS STEELS
- CAST IRON
- HIGH TEMP ALLOYS
- TITANIUM
- HARDENED STEELS

For patent information visit www.ksptpatents.com

mm						EDP NO.					
CUTTING DIAMETER DC	LENGTH OF CUT APMX	OVERALL LENGTH LF	SHANK DIAMETER DCON	CORNER RADIUS RE	NON-CUTTING CENTER DIAMETER NCD	TI-NAMITE-A (TA)	TI-NAMITE-A (TA) W/FLAT	TI-NAMITE-A (TA) W/INTERNAL COOLANT	TI-NAMITE-M (TM)	TI-NAMITE-M (TM) W/ FLAT	TI-NAMITE-M (TM) W/INTERNAL COOLANT
16,0	35,0	92,0	16,0	2,0	5,59	47132	48037	47135	47035	47042	47049
16,0	35,0	92,0	16,0	2,5	5,59	48018	48038	48058	47036	47043	47050
16,0	35,0	92,0	16,0	3,0	5,59	47133	48039	47136	47037	47044	47051
16,0	35,0	92,0	16,0	4,0	5,59	48019	48040	48059	47038	47045	47052
20,0	23,0	92,0	20,0	1,0	7,01	48020	48041	48060	47053	47061	47069
20,0	43,0	104,0	20,0	1,0	7,01	47137	48042	47140	47054	47062	47070
20,0	43,0	104,0	20,0	1,5	7,01	48021	48043	48061	47055	47063	47071
20,0	43,0	104,0	20,0	2,0	7,01	47138	48044	47141	47056	47064	47072
20,0	43,0	104,0	20,0	2,5	7,01	48022	48045	48062	47057	47065	47073
20,0	43,0	104,0	20,0	3,0	7,01	47139	48046	47142	47058	47066	47074
20,0	43,0	104,0	20,0	4,0	7,01	48023	48047	48063	47059	47067	47075
20,0	43,0	104,0	20,0	5,0	7,01	48024	48048	48064	47060	47068	47076
25,0	28,0	100,0	25,0	1,0	8,76	48025	48049	48065	47077	47084	47091
25,0	53,0	121,0	25,0	1,0	8,76	47143	48050	47146	47078	47085	47092
25,0	53,0	121,0	25,0	2,0	8,76	47144	48051	47147	47079	47086	47093
25,0	53,0	121,0	25,0	2,5	8,76	48026	48052	48066	47080	47087	47094
25,0	53,0	121,0	25,0	3,0	8,76	47145	48053	47148	47081	47088	47095
25,0	53,0	121,0	25,0	4,0	8,76	48027	48054	48067	47082	47089	47096
25,0	53,0	121,0	25,0	5,0	8,76	48028	48055	48068	47083	47090	47097

Z-Carb-HPR

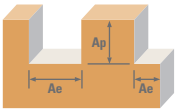

	Series Z5MCR Metric	Hardness		Ae x DC	Ap x DC	Vc (m/min)		DC • mm 6	8	10	12	16	20	25
P	CARBON STEELS 1018, 1040, 1080, 1090, 10L50, 1140, 1212, 12L15, 1525, 1536	≤ 275 Bhn or ≤ 28 HRc	Profile	≤ 0.5	≤ 1.5	169 (135-203)	RPM	8967	6725	5380	4484	3363	2690	2152
							Fz	0.029	0.049	0.061	0.074	0.087	0.099	0.108
							Feed (mm/min)	1291	1650	1650	1668	1463	1327	1157
			Slot	1	≤ 1	134 (107-161)	RPM	7109	5332	4265	3555	2666	2133	1706
							Fz	0.029	0.049	0.061	0.074	0.087	0.099	0.108
							Feed (mm/min)	1024	1308	1308	1322	1160	1052	917
	ALLOY STEELS 4140, 4150, 4320, 5120, 5150, 8630, 86L20, 50100	≤ 375 Bhn or ≤ 40 HRc	Profile	≤ 0.5	≤ 1.5	96 (77-115)	RPM	5089	3817	3054	2545	1909	1527	1221
							Fz	0.022	0.036	0.045	0.055	0.067	0.075	0.080
							Feed (mm/min)	550	692	692	702	635	570	489
			Slot	1	≤ 1	76 (61-91)	RPM	4039	3029	2424	2020	1515	1212	969
							Fz	0.022	0.036	0.045	0.055	0.067	0.075	0.080
							Feed (mm/min)	436	549	549	557	504	452	388
K	CAST IRONS (LOW & MEDIUM ALLOY) Gray, Malleable, Ductile	≤ 220 Bhn or ≤ 19 HRc	Profile	≤ 0.5	≤ 1.5	136 (109-163)	RPM	7190	5392	4314	3595	2696	2157	1726
							Fz	0.026	0.045	0.056	0.067	0.079	0.091	0.098
							Feed (mm/min)	949	1208	1208	1208	1070	978	841
			Slot	1	≤ 1	108 (87-130)	RPM	5736	4302	3441	2868	2151	1721	1377
							Fz	0.026	0.045	0.056	0.067	0.079	0.091	0.098
							Feed (mm/min)	757	964	964	964	853	780	671
	CAST IRONS (HIGH ALLOY) Gray, Malleable, Ductile	≤ 260 Bhn or ≤ 26 HRc	Profile	≤ 0.5	≤ 1.5	104 (83-124)	RPM	5493	4120	3296	2747	2060	1648	1318
							Fz	0.020	0.034	0.043	0.050	0.059	0.067	0.073
							Feed (mm/min)	554	703	703	692	606	549	478
			Slot	1	≤ 1	82 (66-99)	RPM	4362	3272	2617	2181	1636	1309	1047
							Fz	0.020	0.034	0.043	0.050	0.059	0.067	0.073
							Feed (mm/min)	440	558	558	550	482	436	380
M	STAINLESS STEELS (FREE MACHINING) 303, 416, 420F, 430F, 440F	≤ 275 Bhn or ≤ 28 HRc	Profile	≤ 0.5	≤ 1.5	149 (119-179)	RPM	7917	5938	4750	3958	2969	2375	1900
							Fz	0.022	0.036	0.045	0.055	0.067	0.075	0.080
							Feed (mm/min)	855	1077	1077	1092	988	887	760
			Slot	1	≤ 1	119 (95-143)	RPM	6301	4726	3781	3151	2363	1890	1512
							Fz	0.022	0.036	0.045	0.055	0.067	0.075	0.080
							Feed (mm/min)	680	857	857	869	786	706	605
	STAINLESS STEELS (DIFFICULT) 304, 304L, 316, 316L	≤ 275 Bhn or ≤ 28 HRc	Profile	≤ 0.5	≤ 1.5	104 (83-124)	RPM	5493	4120	3296	2747	2060	1648	1318
							Fz	0.017	0.030	0.037	0.043	0.051	0.059	0.063
							Feed (mm/min)	461	615	615	593	527	483	412
			Slot	1	≤ 1	82 (66-99)	RPM	4362	3272	2617	2181	1636	1309	1047
							Fz	0.017	0.030	0.037	0.043	0.051	0.059	0.063
							Feed (mm/min)	366	489	489	471	419	384	327
	STAINLESS STEELS (PH) 13-8 PH, 15-5PH, 17-4 PH, CUSTOM 450	≤ 325 Bhn or ≤ 35 HRc	Profile	≤ 0.5	≤ 1.5	94 (76-113)	RPM	5009	3756	3005	2504	1878	1503	1202
							Fz	0.017	0.030	0.037	0.043	0.051	0.059	0.063
							Feed (mm/min)	421	561	561	541	481	441	376
			Slot	1	≤ 1	76 (61-91)	RPM	4039	3029	2424	2020	1515	1212	969
							Fz	0.017	0.030	0.037	0.043	0.051	0.059	0.063
							Feed (mm/min)	339	452	452	436	388	355	303

continued on next page

Z-Carb-HPR

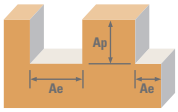

	Series Z5MCR Metric	Hardness		Ae x DC	Ap x DC	Vc (m/min)		DC • mm 6	8	10	12	16	20	25
S	SUPER ALLOYS (NICKEL , COBALT, IRON BASE) Inconel 601, 617, 625, Incoloy, Monel 400	≤ 300 Bhn or ≤ 32 HRc	Profile	≤ 0.5	≤ 1.5	24 (20-29)	RPM	1293	969	776	646	485	388	310
							Fz	0.0160	0.0272	0.0340	0.0409	0.0478	0.0531	0.0599
							Feed (mm/min)	103	132	132	132	116	103	93
			Slot	1	≤ 1	20 (16-24)	RPM	1050	788	630	525	394	315	252
							Fz	0.0160	0.0272	0.0340	0.0409	0.0478	0.0531	0.0599
							Feed (mm/min)	84	107	107	107	94	84	75
	SUPER ALLOYS (NICKEL, COBALT, IRON BASE) Inconel 718, X-750, Incoloy, Waspaloy, Hastelloy, Rene	≤ 400 Bhn or ≤ 43 HRc	Profile	≤ 0.5	≤ 1.5	19 (15-23)	RPM	1002	751	601	501	376	301	240
							Fz	0.0112	0.0192	0.0239	0.0284	0.0333	0.0371	0.0420
							Feed (mm/min)	56	72	72	71	63	56	50
			Slot	1	≤ 1	15 (12-18)	RPM	808	606	485	404	303	242	194
							Fz	0.0112	0.0192	0.0239	0.0284	0.0333	0.0371	0.0420
							Feed (mm/min)	45	58	58	57	50	45	41
	TITANIUM ALLOYS Pure Ttanium, Ti6Al4V, Ti6Al2Sn4Zr2Mo, Ti4Al4Mo2Sn0.5Si	≤ 350 Bhn or ≤ 38 HRc	Profile	≤ 0.5	≤ 1.5	66 (52-79)	RPM	3474	2605	2084	1737	1303	1042	834
							Fz	0.019	0.032	0.040	0.048	0.056	0.064	0.070
							Feed (mm/min)	333	417	417	417	367	333	292
			Slot	1	≤ 1	52 (41-62)	RPM	2747	2060	1648	1373	1030	824	659
							Fz	0.019	0.032	0.040	0.048	0.056	0.064	0.070
							Feed (mm/min)	264	330	330	330	290	264	231
	TITANIUM ALLOYS (DIFFICULT) Ti10Al2Fe3Al, Ti5Al5V5Mo3Cr, Ti7Al4Mo, Ti3Al8V6Cr4Zr4Mo, Ti6Al6V6Sn, Ti15V3 Cr3Sn3Al	≤ 440 Bhn or ≤ 47 HRc	Profile	≤ 0.5	≤ 1.5	23 (18-27)	RPM	1212	909	727	606	454	364	291
							Fz	0.019	0.032	0.040	0.048	0.056	0.064	0.071
							Feed (mm/min)	116	145	145	145	128	116	103
			Slot	1	≤ 1	18 (15-22)	RPM	969	727	582	485	364	291	233
							Fz	0.019	0.032	0.040	0.048	0.056	0.064	0.071
							Feed (mm/min)	93	116	116	116	102	93	83
H	TOOL STEELS A2, D2, H13, L2, M2, P20, S7, T15, W2	≤ 375 Bhn or ≤ 40 HRc	Profile	≤ 0.5	≤ 1.5	56 (45-68)	RPM	2989	2242	1793	1495	1121	897	717
							Fz	0.017	0.030	0.037	0.043	0.051	0.059	0.065
							Feed (mm/min)	251	335	335	323	287	263	233
			Slot	1	≤ 1	44 (35-53)	RPM	2343	1757	1406	1171	879	703	562
							Fz	0.017	0.030	0.037	0.043	0.051	0.059	0.065
							Feed (mm/min)	197	262	262	253	225	206	183

Bhn (Brinell) HRc (Rockwell C)
rpm = (Vc x 1000) / (DC x 3.14)
mm/min = Fz x 5 x rpm
ramp up to 5 degrees using slotting speed and feed rates. Do not plunge.
reduce speed and feed for materials harder than listed
reduce feed and Ae when finish milling (.02 x DC maximum)
feed rates listed have chip thinning adjustments included where applicable
refer to the SGS Tool Wizard® for complete technical information (www.kyocera-sgstool.com)

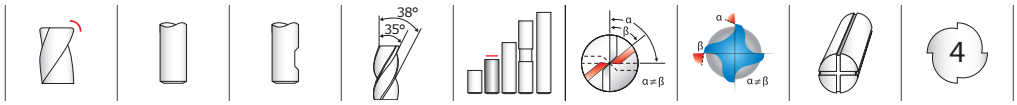

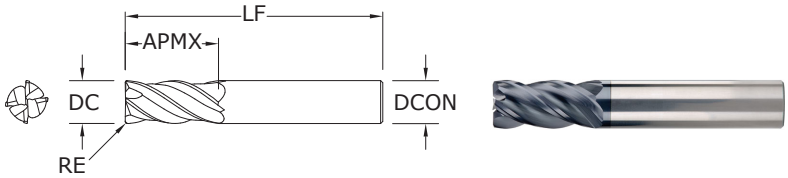

Z1PCR
FRACTIONAL SERIES

TOLERANCES (inch)

<1/8 DIAMETER
DC = +0.0005/–0.0005
DCON = h_6
RE = +0.000/–0.0010

1/8–1/4 DIAMETER
DC = +0.000/–0.0012
DCON = h_6
RE = +0.000/–0.0020

>1/4–3/8 DIAMETER
DC = +0.000/–0.0016
DCON = h_6
RE = +0.000/–0.0020

>3/8–1 DIAMETER
DC = +0.000/–0.0020
DCON = h_6
RE = +0.000/–0.0020

- STEELS
- STAINLESS STEELS
- CAST IRON
- HIGH TEMP ALLOYS
- TITANIUM
- HARDENED STEELS

For patent information visit www.ksptpatents.com

inch					EDP NO.		
CUTTING DIAMETER DC	LENGTH OF CUT APMX	OVERALL LENGTH LF	SHANK DIAMETER DCON	CORNER RADIUS RE	Ti-NAMITE-X	Ti-NAMITE-X W/FLAT	JetStream
1/64	1/32	1-1/2	1/8	.002	36874*	–	–
1/32	5/64	1-1/2	1/8	.005	36875*	–	–
3/64	7/64	1-1/2	1/8	.005	36876*	–	–
1/16	3/16	1-1/2	1/8	.005	36872*	–	–
5/64	3/16	1-1/2	1/8	.005	36877*	–	–
3/32	9/32	1-1/2	1/8	.010	36873*	–	–
7/64	3/8	1-1/2	1/8	.010	36878*	–	–
1/8	3/8	1-1/2	1/8	.010	36370	–	–
1/8	3/8	1-1/2	1/8	.015	36851	–	–
3/16	7/16	2	3/16	.010	36371	–	–
3/16	7/16	2	3/16	.015	36852	–	–
3/16	7/16	2	3/16	.030	36722	–	–
1/4	1/2	2-1/2	1/4	.010	36372	–	–
1/4	1/2	2-1/2	1/4	.015	36723	–	–
1/4	1/2	2-1/2	1/4	.020	36853	–	–
1/4	1/2	2-1/2	1/4	.030	36373	–	–
1/4	3/4	2-1/2	1/4	.010	36599	–	–
1/4	3/4	2-1/2	1/4	.015	36600	–	–
1/4	3/4	2-1/2	1/4	.020	36854	–	–
1/4	3/4	2-1/2	1/4	.030	36601	–	–
5/16	13/16	2-1/2	5/16	.015	36724	–	–
5/16	13/16	2-1/2	5/16	.020	36855	–	–
5/16	13/16	2-1/2	5/16	.030	36374	–	–
3/8	7/8	2-1/2	3/8	.010	36375	36701	–
3/8	7/8	2-1/2	3/8	.015	36725	36736	–
3/8	7/8	2-1/2	3/8	.020	36856	36864	–
3/8	7/8	2-1/2	3/8	.030	36376	36702	–
3/8	7/8	2-1/2	3/8	.060	36727	36738	–
7/16	1	2-3/4	7/16	.020	36857	36865	–
1/2	1	3	1/2	.010	36378	36704	36804
1/2	1	3	1/2	.015	36729	36740	36810
1/2	1	3	1/2	.030	36858	36866	36805
1/2	1	3	1/2	.060	36380	36706	36811
1/2	1	3	1/2	.090	36381	36707	36812

*Variable flute spacing. Helix and rake do not vary.

continued on next page

- Variable rake geometry alters and controls the cutting dynamic taking chatter suppression to an unprecedented level
- Unequal helix design changes the cutting angle to improve harmonics
- Unequal flute spacing helps to disrupt the rhythmic pattern created by the cutting edge helping to suppress damaging harmonics
- Enhanced corner geometry with tight tolerance corner radii
- Recommended for materials ≤ 45 HRc (≤ 420 Bhn)

Z-Carb-AP

Z1PCR

FRACTIONAL SERIES

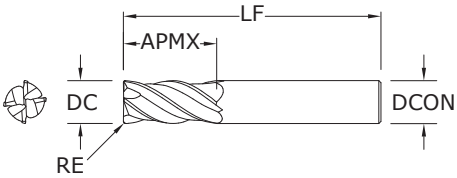

CONTINUED

inch					EDP NO.		
CUTTING DIAMETER DC	LENGTH OF CUT APMX	OVERALL LENGTH LF	SHANK DIAMETER DCON	CORNER RADIUS RE	Ti-NAMITE-X	Ti-NAMITE-X W/FLAT	JetStream
1/2	1	3	1/2	.125	36731	36742	36813
1/2	1-1/4	3-1/4	1/2	.010	36602	36603	–
1/2	1-1/4	3-1/4	1/2	.015	36604	36605	–
1/2	1-1/4	3-1/4	1/2	.030	36859	36867	–
1/2	1-1/4	3-1/4	1/2	.060	36610	36611	–
1/2	1-1/4	3-1/4	1/2	.090	36612	36613	–
1/2	1-1/4	3-1/4	1/2	.125	36614	36615	–
9/16	1-1/8	3-1/2	9/16	.030	36860	36868	36806
5/8	1-1/4	3-1/2	5/8	.030	36383	36709	36814
5/8	1-1/4	3-1/2	5/8	.040	36861	36869	36807
5/8	1-1/4	3-1/2	5/8	.060	36384	36710	36815
5/8	1-1/4	3-1/2	5/8	.090	36385	36711	36816
5/8	1-1/4	3-1/2	5/8	.125	36733	36744	36817
3/4	1-1/2	4	3/4	.030	36386	36712	36818
3/4	1-1/2	4	3/4	.040	36862	36870	36808
3/4	1-1/2	4	3/4	.060	36387	36713	36819
3/4	1-1/2	4	3/4	.090	36388	36714	36820
3/4	1-1/2	4	3/4	.125	36389	36715	36821
1	1-1/2	4	1	.030	36390	36716	36822
1	1-1/2	4	1	.040	36863	36871	36809
1	1-1/2	4	1	.060	36391	36717	36823
1	1-1/2	4	1	.090	36392	36718	36824
1	1-1/2	4	1	.125	36393	36719	36825

TOLERANCES (inch)

<1/8 DIAMETER
DC = +0.0005/–0.0005
DCON = h_6
RE = +0.000/–0.0010

1/8–1/4 DIAMETER
DC = +0.000/–0.0012
DCON = h_6
RE = +0.000/–0.0020

>1/4–3/8 DIAMETER
DC = +0.000/–0.0016
DCON = h_6
RE = +0.000/–0.0020

>3/8–1 DIAMETER
DC = +0.000/–0.0020
DCON = h_6
RE = +0.000/–0.0020

- STEELS
- STAINLESS STEELS
- CAST IRON
- HIGH TEMP ALLOYS
- TITANIUM
- HARDENED STEELS

For patent information visit www.ksptpatents.com

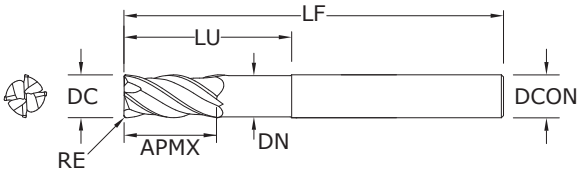

Z1PLC
FRACTIONAL SERIES

TOLERANCES (inch)

1/4 DIAMETER
DC = +0.0000/–0.0012
DCON = h_6
RE = +0.000/–0.005

>1/4–3/8 DIAMETER
DC = +0.0000/–0.0016
DCON = h_6
RE = +0.000/–0.005

>3/8–1 DIAMETER
DC = +0.0000/–0.0020
DCON = h_6
RE = +0.000/–0.005

- STEELS
- STAINLESS STEELS
- CAST IRON
- HIGH TEMP ALLOYS
- TITANIUM
- HARDENED STEELS

For patent information visit www.ksptpatents.com

inch							EDP NO.
CUTTING DIAMETER DC	LENGTH OF CUT APMX	OVERALL LENGTH LF	SHANK DIAMETER DCON	REACH LU	NECK DIAMETER DN	CORNER RADIUS RE	Ti-NAMITE-X
1/4	1/2	2-1/2	1/4	1-1/8	.230	.020	36447
1/4	1/2	3-1/2	1/4	1-5/8	.230	.020	36448
1/4	1/2	4	1/4	1-1/4	.230	.020	36450
1/4	1/2	4	1/4	2-1/8	.230	.020	36449
5/16	13/16	3	5/16	1-3/8	.293	.020	36453
5/16	13/16	4	5/16	2	.293	.020	36454
5/16	13/16	4	5/16	1-5/8	.293	.020	36452
3/8	7/8	3	3/8	1-5/8	.355	.020	36457
3/8	7/8	5	3/8	1-7/8	.355	.020	36456
3/8	7/8	4	3/8	2-3/8	.355	.020	36458
7/16	1	6	7/16	2	.418	.020	36460
1/2	1	4	1/2	2	.480	.030	36463
1/2	1	5	1/2	3	.480	.030	36464
1/2	1	6	1/2	2-1/4	.480	.030	36462
9/16	1-1/8	6	9/16	2-1/2	.543	.030	36466
5/8	1-1/4	5	5/8	2-1/2	.605	.040	36468
5/8	1-1/4	6	5/8	3-3/4	.605	.040	36469
5/8	1-1/4	6	5/8	3	.605	.040	36470
3/4	1-1/2	6	3/4	3-1/2	.730	.040	36472
1	1-1/2	6	1	3	.980	.040	36475
1	1-1/2	6	1	4	.980	.040	36474

- Variable rake geometry alters and controls the cutting dynamic taking chatter suppression to an unprecedented level
- Unequal helix design changes the cutting angle to improve harmonics
- Unequal flute spacing helps to disrupt the rhythmic pattern created by the cutting edge helping to suppress damaging harmonics
- Long reach design allows for deeper and faster cuts
- Enhanced corner geometry with tight tolerance corner radii
- Recommended for materials ≤ 45 HRc (≤ 420 Bhn)

Z-Carb-AP

Z1PLB

FRACTIONAL SERIES

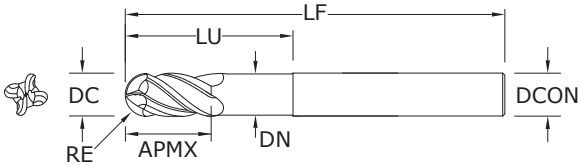

- Variable rake geometry alters and controls the cutting dynamic taking chatter suppression to an unprecedented level
- Unequal helix design changes the cutting angle to improve harmonics
- Long reach design allows for deeper and faster cuts
- Ball nose design ideal for finishing operations in complex workpieces
- Recommended for materials ≤ 45 HRc (≤ 420 Bhn)

inch						EDP NO.
CUTTING DIAMETER DC	LENGTH OF CUT APMX	OVERALL LENGTH LF	SHANK DIAMETER DCON	REACH LU	NECK DIAMETER DN	Ti-NAMITE-X
1/4	1/2	4	1/4	1-1/4	.230	36480
5/16	13/16	4	5/16	1-5/8	.293	36482
3/8	7/8	5	3/8	1-7/8	.355	36486
7/16	1	6	7/16	2	.418	38490
1/2	1	6	1/2	2-1/4	.480	38492
9/16	1-1/8	6	9/16	2-1/2	.543	38496
5/8	1-1/4	6	5/8	3	.605	36500
3/4	1-1/2	6	3/4	3-1/2	.730	36502
1	1-1/2	6	1	4	.980	36504

RE = 1/2 Cutting Diameter (DC)

TOLERANCES (inch)

1/4 DIAMETER

DC = +0.0000/–0.0012
DCON = h_6
RE = +0.0000/–0.0006

>1/4–3/8 DIAMETER

DC = +0.0000/–0.0016
DCON = h_6
RE = +0.0000/–0.0008

>3/8–1 DIAMETER

DC = +0.0000/–0.0020
DCON = h_6
RE = +0.0000/–0.0010

- STEELS
- STAINLESS STEELS
- CAST IRON
- HIGH TEMP ALLOYS
- TITANIUM
- HARDENED STEELS

For patent information visit www.ksptpatents.com

Z-Carb-AP

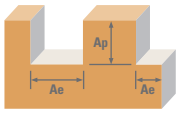

	Series Z1, Z16CR, Z1PCR, Z1PLC, Z1PLB Fractional	Hardness		Ae x DC	Ap x DC	Vc (sfm)		DC • in 1/64	1/8	1/4	3/8	1/2	5/8	3/4	1
P	CARBON STEELS 1018, 1040, 1080, 1090, 10L50, 1140, 1212, 12L15, 1525, 1536	≤ 275 Bhn or ≤ 28 HRc	Profile	≤ 0.5	≤ 1.5	555	RPM	135904	16961	8480	5654	4240	3392	2827	2120
						(444-666)	Fz	0.00005	0.00046	0.0012	0.0023	0.0031	0.0034	0.0037	0.0043
							Feed (ipm)	27.2	31.2	40.7	52.0	52.6	46.1	41.8	36.5
			Slot	1	≤ 1	440	RPM	107744	13446	6723	4482	3362	2689	2241	1681
						(352-528)	Fz	0.00005	0.00046	0.0012	0.0023	0.0031	0.0034	0.0037	0.0043
							Feed (ipm)	21.5	24.7	32.3	41.2	41.7	36.6	33.2	28.9
	ALLOY STEELS 4140, 4150, 4320, 5120, 5150, 8630, 86L20, 50100	≤ 375 Bhn or ≤ 40 HRc	Profile	≤ 0.5	≤ 1.5	315	RPM	77135	9626	4813	3209	2407	1925	1604	1203
						(252-378)	Fz	0.00004	0.00034	0.0009	0.0017	0.0023	0.0026	0.0028	0.0032
							Feed (ipm)	12.3	13.1	17.3	21.8	22.1	20.0	18.0	15.4
			Slot	1	≤ 1	250	RPM	61218	7640	3820	2547	1910	1528	1273	955
						(200-300)	Fz	0.00004	0.00034	0.0009	0.0017	0.0023	0.0026	0.0028	0.0032
							Feed (ipm)	9.8	10.4	13.8	17.3	17.6	15.9	14.3	12.2
M	STAINLESS STEELS (FREE MACHINING) 303, 416, 420F, 430F, 440F	≤ 275 Bhn or ≤ 28 HRc	Profile	≤ 0.5	≤ 1.5	490	RPM	119987	14974	7487	4991	3744	2995	2496	1872
						(392-588)	Fz	0.00004	0.00034	0.0009	0.0017	0.0023	0.0026	0.0028	0.0032
							Feed (ipm)	19.2	20.4	27.0	33.9	34.4	31.1	28.0	24.0
			Slot	1	≤ 1	390	RPM	95500	11918	5959	3973	2980	2384	1986	1490
						(312-468)	Fz	0.00004	0.00034	0.0009	0.0017	0.0023	0.0026	0.0028	0.0032
							Feed (ipm)	15.3	16.2	21.5	27.0	27.4	24.8	22.2	19.1
	STAINLESS STEELS (DIFFICULT) 304, 304L, 316, 316L	≤ 275 Bhn or ≤ 28 HRc	Profile	≤ 0.5	≤ 1.5	340	RPM	83256	10390	5195	3463	2598	2078	1732	1299
						(272-408)	Fz	0.00003	0.00027	0.0007	0.0014	0.0018	0.0020	0.0022	0.0025
							Feed (ipm)	10.0	11.2	14.5	19.4	18.7	16.6	15.2	13.0
			Slot	1	≤ 1	270	RPM	66115	8251	4126	2750	2063	1650	1375	1031
						(216-324)	Fz	0.00003	0.00027	0.0007	0.0014	0.0018	0.0020	0.0022	0.0025
							Feed (ipm)	7.9	8.9	11.6	15.4	14.9	13.2	12.1	10.3
	STAINLESS STEELS (PH) 13-8 PH, 15-5 PH, 17-4 PH, Custom 450	≤ 325 Bhn or ≤ 35 HRc	Profile	≤ 0.5	≤ 1.5	310	RPM	75910	9474	4737	3158	2368	1895	1579	1184
						(248-372)	Fz	0.00003	0.00027	0.0007	0.0014	0.0018	0.0020	0.0022	0.0025
							Feed (ipm)	9.1	10.2	13.3	17.7	17.1	15.2	13.9	11.8
			Slot	1	≤ 1	250	RPM	61218	7640	3820	2547	1910	1528	1273	955
						(200-300)	Fz	0.00003	0.00027	0.0007	0.0014	0.0018	0.0020	0.0022	0.0025
							Feed (ipm)	7.3	8.3	10.7	14.3	13.8	12.2	11.2	9.6
K	CAST IRONS (LOW & MEDIUM ALLOY) Gray, Malleable, Ductile	≤ 220 Bhn or ≤ 19 HRc	Profile	≤ 0.5	≤ 1.5	445	RPM	108968	13599	6800	4533	3400	2720	2267	1700
						(356-534)	Fz	0.00005	0.00042	0.0011	0.0021	0.0028	0.0031	0.0034	0.0039
							Feed (ipm)	21.8	22.8	29.9	38.1	38.1	33.7	30.8	26.5
			Slot	1	≤ 1	355	RPM	86929	10849	5424	3616	2712	2170	1808	1356
						(284-426)	Fz	0.00005	0.00042	0.0011	0.0021	0.0028	0.0031	0.0034	0.0039
							Feed (ipm)	17.4	18.2	23.9	30.4	30.4	26.9	24.6	21.2

continued on next page

Z-Carb-AP

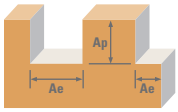

	Series Z1, Z16CR, Z1PCR, Z1PLC, Z1PLB Fractional	Hardness		Ae x DC	Ap x DC	Vc (sfm)		DC • in 1/64	1/8	1/4	3/8	1/2	5/8	3/4	1
K	CAST IRONS (HIGH ALLOY) Gray, Malleable, Ductile	≤ 260 Bhn or ≤ 26 HRc	Profile	≤ 0.5	≤ 1.5	340	RPM	83256	10390	5195	3463	2598	2078	1732	1299
						(272-408)	Fz	0.00004	0.00031	0.0008	0.0016	0.0021	0.0023	0.0025	0.0029
							Feed (ipm)	13.3	12.9	17.5	22.2	21.8	19.1	17.3	15.1
			Slot	1	≤ 1	270	RPM	66115	8251	4126	2750	2063	1650	1375	1031
						(216-324)	Fz	0.00004	0.00031	0.0008	0.0016	0.0021	0.0023	0.0025	0.0029
							Feed (ipm)	10.6	10.2	13.9	17.6	17.3	15.2	13.8	12.0
S	SUPER ALLOYS (NICKEL, COBALT, IRON BASE) Inconel 601, 617, 625, Incoloy, Monel 400	≤ 300 Bhn or ≤ 32 HRc	Profile	≤ 0.5	≤ 1.5	80	RPM	19590	2445	1222	815	611	489	407	306
						(64-96)	Fz	0.00003	0.00025	0.0007	0.0013	0.0017	0.0019	0.0020	0.0024
							Feed (ipm)	2.4	2.4	3.3	4.2	4.2	3.7	3.3	2.9
			Slot	1	≤ 1	65	RPM	15917	1986	993	662	497	397	331	248
						(52-78)	Fz	0.00003	0.00025	0.0007	0.0013	0.0017	0.0019	0.0020	0.0024
							Feed (ipm)	1.9	2.0	2.7	3.4	3.4	3.0	2.7	2.4
	SUPER ALLOYS (NICKEL, COBALT, IRON BASE) Inconel 718, X-750, Incoloy, Waspaloy, Hastelloy, Rene	≤ 400 Bhn or ≤ 43 HRc	Profile	≤ 0.5	≤ 1.5	62	RPM	15182	1895	947	632	474	379	316	237
						(50-74)	Fz	0.00002	0.00018	0.0005	0.0009	0.0012	0.0013	0.0014	0.0017
							Feed (ipm)	1.2	1.4	1.8	2.3	2.3	2.0	1.8	1.6
			Slot	1	≤ 1	50	RPM	12244	1528	764	509	382	306	255	191
						(40-60)	Fz	0.00002	0.00018	0.0005	0.0009	0.0012	0.0013	0.0014	0.0017
							Feed (ipm)	1.0	1.1	1.5	1.8	1.8	1.6	1.4	1.3
	TITANIUM ALLOYS Pure Titanium, Ti6Al4V, Ti6Al2Sn4Zr2Mo, Ti4Al4Mo2Sn0.5Si	≤ 350 Bhn or ≤ 38 HRc	Profile	≤ 0.5	≤ 1.5	215	RPM	52647	6570	3285	2190	1643	1314	1095	821
						(172-258)	Fz	0.00003	0.0003	0.0008	0.0015	0.0020	0.0022	0.0024	0.0028
							Feed (ipm)	6.3	7.9	10.5	13.1	13.1	11.6	10.5	9.2
			Slot	1	≤ 1	170	RPM	41628	5195	2598	1732	1299	1039	866	649
						(136-204)	Fz	0.00003	0.0003	0.0008	0.0015	0.0020	0.0022	0.0024	0.0028
							Feed (ipm)	5.0	6.2	8.3	10.4	10.4	9.1	8.3	7.3
	TITANIUM ALLOYS (DIFFICULT) Ti10Al2Fe3Al, Ti5Al5V5Mo3Cr, Ti7Al4Mo, Ti3Al8V6Cr4Zr4Mo, Ti6Al6V6Sn, Ti15V3 Cr3Sn3Al	≤ 440 Bhn or ≤ 47 HRc	Profile	≤ 0.5	≤ 1.5	75	RPM	18365	2292	1146	764	573	458	382	287
						(60-90)	Fz	0.00003	0.0003	0.0008	0.0015	0.0020	0.0022	0.0024	0.0028
							Feed (ipm)	2.2	2.8	3.7	4.6	4.6	4.0	3.7	3.2
			Slot	1	≤ 1	60	RPM	14692	1834	917	611	458	367	306	229
						(48-72)	Fz	0.00003	0.0003	0.0008	0.0015	0.0020	0.0022	0.0024	0.0028
							Feed (ipm)	1.8	2.2	2.9	3.7	3.7	3.2	2.9	2.6
H	TOOL STEELS A2, D2, H13, L2, M2, P20, S7, T15, W2	≤ 375 Bhn or ≤ 40 HRc	Profile	≤ 0.5	≤ 1.5	185	RPM	45301	5654	2827	1885	1413	1131	942	707
						(148-222)	Fz	0.00003	0.00028	0.0007	0.0014	0.0018	0.0020	0.0022	0.0026
							Feed (ipm)	5.4	6.3	7.9	10.6	10.2	9.0	8.3	7.3
			Slot	1	≤ 1	145	RPM	35506	4431	2216	1477	1108	886	739	554
						(116-174)	Fz	0.00003	0.00028	0.0007	0.0014	0.0018	0.0020	0.0022	0.0026
							Feed (ipm)	4.3	5.0	6.2	8.3	8.0	7.1	6.5	5.8

Bhn (Brinell) HRc (Rockwell C)
rpm = Vc x 3.82 / DC
ipm = Fz x 4 x rpm
maximum Slotting Ap for Z1PCR <1/8 diameter and all Z1PLC / Z1PLB is .25 x DC
maximum Profile Ae for Z1PCR <1/8 diameter and all Z1PLC / Z1PLB is .20 x DC
reduce speed and feed for materials harder than listed
reduce feed and Ae when finish milling (.02 x DC maximum)
feed rates listed have chip thinning adjustments included where applicable
refer to the SGS Tool Wizard® for complete technical information (www.kyocera-sgstool.com)

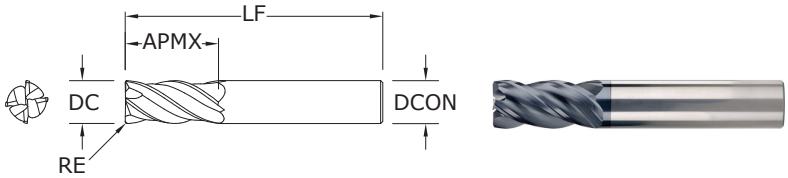

Z1MPCR

METRIC SERIES

TOLERANCES (mm)

<3 DIAMETER
DC = +0,012/–0,012
DCON = h_6
RE = +0,000/–0,025

3–6 DIAMETER
DC = +0,000/–0,030
DCON = h_6
RE = +0,000/–0,050

>6–10 DIAMETER
DC = +0,000/–0,040
DCON = h_6
RE = +0,000/–0,050

>10–25 DIAMETER
DC = +0,000/–0,050
DCON = h_6
RE = +0,000/–0,050

- STEELS
- STAINLESS STEELS
- CAST IRON
- HIGH TEMP ALLOYS
- TITANIUM

For patent information visit www.ksptpatents.com

mm					EDP NO.		
CUTTING DIAMETER DC	LENGTH OF CUT APMX	OVERALL LENGTH LF	SHANK DIAMETER DCON	CORNER RADIUS RE	Ti-NAMITE-X	Ti-NAMITE-X W/FLAT	JetStream
1,0	3,0	57,0	6,0	0,1	46873*	–	–
1,5	4,5	57,0	6,0	0,1	46849*	–	–
2,0	6,0	57,0	6,0	0,2	46850*	–	–
2,5	7,0	57,0	6,0	0,2	46874*	–	–
3,0	8,0	57,0	6,0	0,3	46851	–	–
3,0	8,0	57,0	6,0	0,5	46880	–	–
4,0	11,0	57,0	6,0	0,3	46852	–	–
4,0	11,0	57,0	6,0	0,5	46881	–	–
5,0	13,0	57,0	6,0	0,3	46853	–	–
6,0	13,0	57,0	6,0	0,25	46882	–	–
6,0	13,0	57,0	6,0	0,5	46854	–	–
6,0	13,0	57,0	6,0	1,0	46855	–	–
6,0	13,0	57,0	6,0	1,5	46884	–	–
8,0	19,0	63,0	8,0	0,5	46856	–	–
8,0	19,0	63,0	8,0	1,0	46857	–	–
8,0	19,0	63,0	8,0	1,5	46886	–	–
8,0	19,0	63,0	8,0	2,0	46887	–	–
10,0	22,0	72,0	10,0	0,5	46858	–	–
10,0	22,0	72,0	10,0	1,0	46859	–	–
10,0	22,0	72,0	10,0	1,5	46889	–	–
10,0	22,0	72,0	10,0	2,0	46890	–	–
10,0	22,0	72,0	10,0	2,5	46891	–	–
12,0	26,0	83,0	12,0	0,5	46860	46909	–
12,0	26,0	83,0	12,0	0,75	46861	46910	46493
12,0	26,0	83,0	12,0	1,0	46893	46911	–
12,0	26,0	83,0	12,0	1,5	46894	46912	–
12,0	26,0	83,0	12,0	2,0	46895	46913	–
12,0	26,0	83,0	12,0	2,5	46896	46914	–
12,0	26,0	83,0	12,0	3,0	42718	46915	42719
14,0	26,0	83,0	14,0	1,0	46862	46916	46494
16,0	32,0	92,0	16,0	1,0	46863	46917	46495
16,0	32,0	92,0	16,0	1,5	46898	46918	–
16,0	32,0	92,0	16,0	2,0	46899	46919	–
16,0	32,0	92,0	16,0	2,5	46900	46920	–
16,0	32,0	92,0	16,0	3,0	46864	46921	42721
16,0	32,0	92,0	16,0	4,0	46867	46944	–
20,0	38,0	104,0	20,0	1,0	46865	46922	46497
20,0	38,0	104,0	20,0	1,5	46903	46923	–
20,0	38,0	104,0	20,0	2,0	46904	46924	–
20,0	38,0	104,0	20,0	2,5	46905	46925	–
20,0	38,0	104,0	20,0	3,0	42722	46926	42723
20,0	38,0	104,0	20,0	4,0	46868	46945	–
20,0	38,0	104,0	20,0	5,0	46869	46946	–
25,0	38,0	104,0	25,0	1,0	46866	46927	46498

*Variable flute spacing. Helix and rake do not vary.

- Variable rake geometry alters and controls the cutting dynamic taking chatter suppression to an unprecedented level
- Unequal helix design changes the cutting angle to improve harmonics
- Unequal flute spacing helps to disrupt the rhythmic pattern created by the cutting edge helping to suppress damaging harmonics
- Enhanced corner geometry with tight tolerance corner radii
- Recommended for materials ≤ 45 HRc (≤ 420 Bhn)

Z-Carb-AP

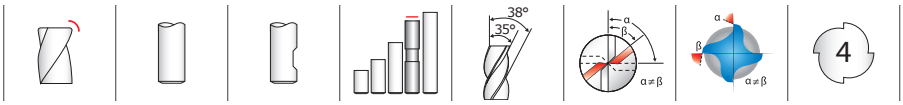

Z1MPIC • Z1MPLC

METRIC SERIES

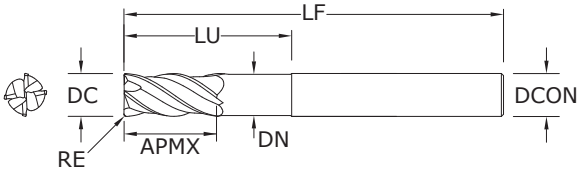

- Variable rake geometry alters and controls the cutting dynamic taking chatter suppression to an unprecedented level
- Unequal helix design changes the cutting angle to improve harmonics
- Unequal flute spacing helps to disrupt the rhythmic pattern created by the cutting edge helping to suppress damaging harmonics
- Long reach design allows for deeper and faster cuts
- Enhanced corner geometry with tight tolerance corner radii
- Recommended for materials ≤ 45 HRc (≤ 420 Bhn)

mm							EDP NO.	
CUTTING DIAMETER DC	LENGTH OF CUT APMX	OVERALL LENGTH LF	SHANK DIAMETER DCON	REACH LU	NECK DIAMETER DN	CORNER RADIUS RE	Ti-NAMITE-X	Ti-NAMITE-X W/FLAT
6,0	8,0	75,0	6,0	24,0	5,49	0,5	46821	–
8,0	10,0	75,0	8,0	32,0	7,49	1,0	46822	–
8,0	10,0	75,0	8,0	32,0	7,49	2,0	46823	–
10,0	12,0	100,0	10,0	40,0	9,50	1,0	46824	–
10,0	12,0	100,0	10,0	40,0	9,50	2,0	46825	–
12,0	15,0	100,0	12,0	48,0	11,48	1,0	46826	46928
12,0	15,0	100,0	12,0	48,0	11,48	1,5	46827	46929
12,0	15,0	100,0	12,0	48,0	11,48	2,0	46828	46930
12,0	15,0	100,0	12,0	48,0	11,48	3,0	46829	46931
12,0	26,0	83,0	12,0	36,0	11,48	2,5	–	42731
12,0	26,0	83,0	12,0	36,0	11,48	3,0	–	42732
12,0	26,0	83,0	12,0	36,0	11,48	4,0	–	42733
16,0	32,0	92,0	16,0	42,0	15,49	2,5	–	42734
16,0	32,0	92,0	16,0	42,0	15,49	4,0	–	42735
16,0	32,0	92,0	16,0	42,0	15,49	6,0	–	42736
16,0	20,0	115,0	16,0	65,0	15,49	1,0	46830	46932
16,0	20,0	115,0	16,0	65,0	15,49	1,5	46831	46933
16,0	20,0	115,0	16,0	65,0	15,49	2,0	46832	46934
16,0	20,0	115,0	16,0	65,0	15,49	3,0	46833	46935
16,0	20,0	115,0	16,0	65,0	15,49	4,0	46834	46936
16,0	20,0	115,0	16,0	65,0	15,49	5,0	46835	46937
20,0	24,0	140,0	20,0	80,0	19,48	1,0	46836	46938
20,0	24,0	140,0	20,0	80,0	19,48	1,5	46837	46939
20,0	24,0	140,0	20,0	80,0	19,48	2,0	46838	46940
20,0	24,0	140,0	20,0	80,0	19,48	3,0	46839	46941
20,0	24,0	140,0	20,0	80,0	19,48	4,0	46840	46942
20,0	24,0	140,0	20,0	80,0	19,48	5,0	46841	46943
20,0	38,0	104,0	20,0	52,0	19,48	2,5	–	42737
20,0	38,0	104,0	20,0	52,0	19,48	4,0	–	42738
20,0	38,0	104,0	20,0	52,0	19,48	6,0	–	42739

TOLERANCES (mm)

6 DIAMETER
DC = +0,000/–0,030
DCON = h_6
RE = +0,000/–0,050

>6–10 DIAMETER
DC = +0,000/–0,040
DCON = h_6
RE = +0,000/–0,050

>10–20 DIAMETER
DC = +0,000/–0,050
DCON = h_6
RE = +0,000/–0,050

- STEELS
- STAINLESS STEELS
- CAST IRON
- HIGH TEMP ALLOYS
- TITANIUM
- HARDENED STEELS

For patent information visit www.ksptpatents.com

Z-Carb-AP

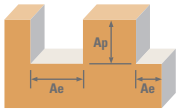

	Series Z1M, Z1MPCR, Z1MPIC, Z1MPLC Metric	Hardness		Ae x DC	Ap x DC	Vc (m/min)		DC • mm 1	3	6	8	10	12	16	20	25
P	CARBON STEELS 1018, 1040, 1080, 1090, 10L50, 1140, 1212, 12L15, 1525, 1536	≤ 275 Bhn or ≤ 28 HRc	Profile	≤ 0.5	≤ 1.5	169	RPM	53803	17934	8967	6725	5380	4484	3363	2690	2152
						(135-203)	Fz	0.0030	0.0109	0.029	0.049	0.061	0.074	0.087	0.099	0.108
							Feed (mm/min)	646	782	1040	1318	1313	1327	1170	1065	930
			Slot	1	≤ 1	134	RPM	42654	14218	7109	5332	4265	3555	2666	2133	1706
						(107-161)	Fz	0.0030	0.0109	0.029	0.049	0.061	0.074	0.087	0.099	0.108
							Feed (mm/min)	512	620	825	1045	1041	1052	928	845	737
	ALLOY STEELS 4140, 4150, 4320, 5120, 5150, 8630, 86L20, 50100	≤ 375 Bhn or ≤ 40 HRc	Profile	≤ 0.5	≤ 1.5	96	RPM	30537	10179	5089	3817	3054	2545	1909	1527	1221
						(77-115)	Fz	0.0023	0.0081	0.022	0.036	0.045	0.055	0.067	0.075	0.080
							Feed (mm/min)	281	330	448	550	550	560	511	458	391
			Slot	1	≤ 1	76	RPM	24235	8078	4039	3029	2424	2020	1515	1212	969
						(61-91)	Fz	0.0023	0.0081	0.022	0.036	0.045	0.055	0.067	0.075	0.080
							Feed (mm/min)	223	262	355	436	436	444	406	364	310
M	STAINLESS STEELS (FREE MACHINING) 303, 416, 420F, 430F, 440F	≤ 275 Bhn or ≤ 28 HRc	Profile	≤ 0.5	≤ 1.5	149	RPM	47501	15834	7917	5938	4750	3958	2969	2375	1900
						(119-179)	Fz	0.0023	0.0081	0.022	0.036	0.045	0.055	0.067	0.075	0.080
							Feed (mm/min)	437	513	697	855	855	871	796	713	608
			Slot	1	≤ 1	119	RPM	37807	12602	6301	4726	3781	3151	2363	1890	1512
						(95-143)	Fz	0.0023	0.0081	0.022	0.036	0.045	0.055	0.067	0.075	0.080
							Feed (mm/min)	348	408	555	681	681	693	633	567	484
	STAINLESS STEELS (DIFFICULT) 304, 304L, 316, 316L	≤ 275 Bhn or ≤ 28 HRc	Profile	≤ 0.5	≤ 1.5	104	RPM	32960	10987	5493	4120	3296	2747	2060	1648	1318
						(83-124)	Fz	0.0018	0.0064	0.017	0.030	0.037	0.043	0.051	0.059	0.063
							Feed (mm/min)	237	281	374	494	488	472	420	389	332
			Slot	1	≤ 1	82	RPM	26174	8725	4362	3272	2617	2181	1636	1309	1047
						(66-99)	Fz	0.0018	0.0064	0.017	0.030	0.037	0.043	0.051	0.059	0.063
							Feed (mm/min)	188	223	297	393	387	375	334	309	264
	STAINLESS STEELS (PH) 13-8 PH, 15-5 PH, 17-4 PH, Custom 450	≤ 325 Bhn or ≤ 35 HRc	Profile	≤ 0.5	≤ 1.5	94	RPM	30052	10017	5009	3756	3005	2504	1878	1503	1202
						(76-113)	Fz	0.0018	0.0064	0.017	0.030	0.037	0.043	0.051	0.059	0.063
							Feed (mm/min)	216	256	341	451	445	431	383	355	303
			Slot	1	≤ 1	76	RPM	24235	8078	4039	3029	2424	2020	1515	1212	969
						(61-91)	Fz	0.0018	0.0064	0.017	0.030	0.037	0.043	0.051	0.059	0.063
							Feed (mm/min)	174	207	275	364	359	347	309	286	244
K	CAST IRONS (LOW & MEDIUM ALLOY) Gray, Malleable, Ductile	≤ 220 Bhn or ≤ 19 HRc	Profile	≤ 0.5	≤ 1.5	136	RPM	43139	14380	7190	5392	4314	3595	2696	2157	1726
						(109-163)	Fz	0.0028	0.0099	0.026	0.045	0.056	0.067	0.079	0.091	0.098
							Feed (mm/min)	483	569	748	971	966	963	852	785	676
			Slot	1	≤ 1	108	RPM	34414	11471	5736	4302	3441	2868	2151	1721	1377
						(87-130)	Fz	0.0028	0.0099	0.026	0.045	0.056	0.067	0.079	0.091	0.098
							Feed (mm/min)	385	454	597	774	771	769	680	626	540

continued on next page

Z-Carb-AP

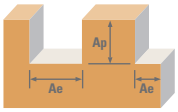

	Series Z1M, Z1MPCR, Z1MPIC, Z1MPLC Metric	Hardness		Ae x DC	Ap x DC	Vc (m/min)		DC • mm 1	3	6	8	10	12	16	20	25
K	CAST IRONS (HIGH ALLOY) Gray, Malleable, Ductile	≤ 260 Bhn or ≤ 26 HRc	Profile	≤ 0.5	≤ 1.5	104	RPM	32960	10987	5493	4120	3296	2747	2060	1648	1318
						(83-124)	Fz	0.0020	0.0074	0.020	0.034	0.043	0.050	0.059	0.067	0.074
							Feed (mm/min)	264	325	439	560	567	549	486	442	390
			Slot	1	≤ 1	82	RPM	26174	8725	4362	3272	2617	2181	1636	1309	1047
						(66-99)	Fz	0.0020	0.0074	0.020	0.034	0.043	0.050	0.059	0.067	0.074
							Feed (mm/min)	209	258	349	445	450	436	386	351	310
S	SUPER ALLOYS (NICKEL, COBALT, IRON BASE) Inconel 601, 617, 625, Incoloy, Monel 400	≤ 300 Bhn or ≤ 32 HRc	Profile	≤ 0.5	≤ 1.5	24	RPM	7755	2585	1293	969	776	646	485	388	310
						(20-29)	Fz	0.0018	0.0061	0.016	0.027	0.034	0.041	0.048	0.053	0.060
							Feed (mm/min)	56	63	83	105	105	106	93	82	74
			Slot	1	≤ 1	20	RPM	6301	2100	1050	788	630	525	394	315	252
						(16-24)	Fz	0.0018	0.0061	0.016	0.027	0.034	0.041	0.048	0.053	0.060
							Feed (mm/min)	45	51	67	85	86	86	76	67	60
	SUPER ALLOYS (NICKEL, COBALT, IRON BASE) Inconel 718, X-750, Incoloy, Waspaloy, Hastelloy, Rene	≤ 400 Bhn or ≤ 43 HRc	Profile	≤ 0.5	≤ 1.5	19	RPM	6010	2003	1002	751	601	501	376	301	240
						(15-23)	Fz	0.0013	0.0043	0.011	0.019	0.024	0.028	0.033	0.037	0.042
							Feed (mm/min)	31	34	44	57	58	56	50	44	40
			Slot	1	≤ 1	15	RPM	4847	1616	808	606	485	404	303	242	194
						(12-18)	Fz	0.0013	0.0043	0.011	0.019	0.024	0.028	0.033	0.037	0.042
							Feed (mm/min)	25	28	36	46	47	45	40	36	33
	TITANIUM ALLOYS Pure Titanium, Ti6Al4V, Ti6Al2Sn4Zr2Mo, Ti4Al4Mo2Sn0.5Si	≤ 350 Bhn or ≤ 38 HRc	Profile	≤ 0.5	≤ 1.5	66	RPM	20842	6947	3474	2605	2084	1737	1303	1042	834
						(52-79)	Fz	0.0020	0.0071	0.019	0.032	0.040	0.048	0.056	0.064	0.070
							Feed (mm/min)	167	197	264	333	333	333	292	267	233
			Slot	1	≤ 1	52	RPM	16480	5493	2747	2060	1648	1373	1030	824	659
						(41-62)	Fz	0.0020	0.0071	0.019	0.032	0.040	0.048	0.056	0.064	0.070
							Feed (mm/min)	132	156	209	264	264	264	231	211	185
	TITANIUM ALLOYS (DIFFICULT) Ti10Al2Fe3Al, Ti5Al5V5Mo3Cr, Ti7Al4Mo, Ti3Al8V6Cr4Zr4Mo, Ti6Al6V6Sn, Ti15V3 Cr3Sn3Al	≤ 440 Bhn or ≤ 47 HRc	Profile	≤ 0.5	≤ 1.5	23	RPM	7271	2424	1212	909	727	606	454	364	291
						(18-27)	Fz	0.0020	0.0071	0.019	0.032	0.040	0.048	0.056	0.064	0.070
							Feed (mm/min)	58	69	92	116	116	116	102	93	81
			Slot	1	≤ 1	18	RPM	5816	1939	969	727	582	485	364	291	233
						(15-22)	Fz	0.0020	0.0071	0.019	0.032	0.040	0.048	0.056	0.064	0.070
							Feed (mm/min)	47	55	74	93	93	93	81	74	65
H	TOOL STEELS A2, D2, H13, L2, M2, P20, S7, T15, W2	≤ 375 Bhn or ≤ 40 HRc	Profile	≤ 0.5	≤ 1.5	56	RPM	17934	5978	2989	2242	1793	1495	1121	897	717
						(45-68)	Fz	0.0018	0.0066	0.017	0.030	0.037	0.043	0.051	0.059	0.065
							Feed (mm/min)	129	158	203	269	265	257	229	212	187
			Slot	1	≤ 1	44	RPM	14057	4686	2343	1757	1406	1171	879	703	562
						(35-53)	Fz	0.0018	0.0066	0.017	0.030	0.037	0.043	0.051	0.059	0.065
							Feed (mm/min)	101	124	159	211	208	201	179	166	146

Bhn (Brinell) HRc (Rockwell C)
rpm = (Vc x 1000) / (DC x 3.14)
mm/min = Fz x 4 x rpm
maximum Slotting Ap for Z1PCR <3mm diameter and all Z1MPLC / Z1MPLB is .25 x DC
maximum Profile Ae for Z1PCR <3mm diameter and all Z1MPLC / Z1MPLB is .20 x DC
reduce speed and feed for materials harder than listed
reduce feed and Ae when finish milling (.02 x DC maximum)
feed rates listed have chip thinning adjustments included where applicable
refer to the SGS Tool Wizard® for complete technical information (www.kyocera-sgstool.com)

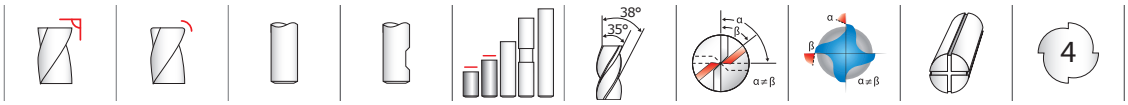

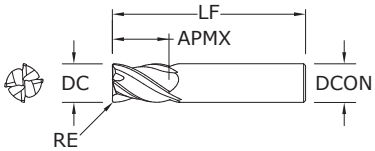

Z1 • Z16CR

FRACTIONAL SERIES

TOLERANCES (inch)

1/8–1/4 DIAMETER
DC = +0.0000/–0.0012
DCON = h_6
RE = +0.000/–0.002

>1/4–3/8 DIAMETER
DC = +0.0000/–0.0016
DCON = h_6
RE = +0.000/–0.002

>3/8–3/4 DIAMETER
DC = +0.0000/–0.0020
DCON = h_6
RE = +0.000/–0.002

- STEELS
- STAINLESS STEELS
- CAST IRON
- HIGH TEMP ALLOYS
- TITANIUM
- HARDENED STEELS

For patent information visit www.ksptpatents.com

inch					EDP NO.		
CUTTING DIAMETER DC	LENGTH OF CUT APMX	OVERALL LENGTH LF	SHANK DIAMETER DCON	CORNER RADIUS RE	Ti-NAMITE-X	Ti-NAMITE-X W/FLAT	JetStream
1/8	1/4	1-1/2	1/8	.015	36505	–	–
1/8	3/8	1-1/2	1/8	–	36404	–	–
5/32	5/16	2	3/16	.015	36506	–	–
5/32	7/16	2	3/16	–	36406	–	–
3/16	3/8	2	3/16	.015	36507	–	–
3/16	7/16	2	3/16	–	36408	–	–
7/32	3/8	2	1/4	.020	36508	–	–
1/4	1/2	2-1/2	1/4	–	36416	–	–
1/4	7/16	2	1/4	.020	36509	–	–
1/4	3/4	2-1/2	1/4	–	36596	–	–
9/32	5/8	2-1/2	5/16	–	36418	–	–
5/16	1/2	2	5/16	.020	36511	–	–
5/16	13/16	2-1/2	5/16	–	36420	–	–
11/32	13/16	2-1/2	3/8	–	36422	–	–
3/8	5/8	2	3/8	.020	36513	–	–
3/8	7/8	2-1/2	3/8	–	36424	36530	–
13/32	15/16	2-3/4	7/16	–	36426	36531	–
7/16	5/8	2-1/2	7/16	.020	36515	–	–
7/16	1	2-3/4	7/16	–	36428	36532	–
15/32	1	3	1/2	–	36430	36533	–
1/2	5/8	2-1/2	1/2	.030	36517	–	–
1/2	1	3	1/2	–	36432	36534	36826
1/2	1-1/4	3-1/4	1/2	–	36597	36598	–
9/16	1-1/8	3-1/2	9/16	–	36436	36535	36827
5/8	3/4	3	5/8	.040	36519	–	–
5/8	1-1/4	3-1/2	5/8	–	36440	36536	36828
3/4	1	3	3/4	.040	36520	–	–
3/4	1-1/2	4	3/4	–	36442	36537	36829
1	1-1/2	4	1	–	36444	36538	36830

Refer to page 43 for speed & feed recommendations

- Variable rake geometry alters and controls the cutting dynamic taking chatter suppression to an unprecedented level
- Unequal helix design reduces damaging harmonics by changing the angle at which each cutting edge enters and exits the material
- Unequal flute spacing helps to disrupt the rhythmic pattern created by the cutting edge helping to suppress damaging harmonics
- Optimal material removal rates through increased feed and depths of cut
- Enhanced corner geometry with tight tolerance corner radii
- Recommended for materials ≤ 45 HRc (≤ 420 Bhn)

Z-Carb

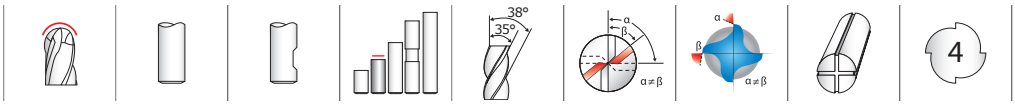

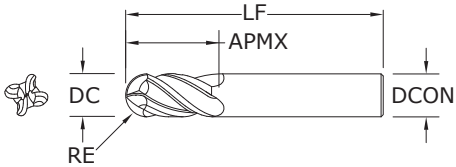

Z1B

FRACTIONAL SERIES

- Unequal helix design reduces damaging harmonics by changing the angle at which each cutting edge enters and exits the material
- Unequal flute spacing helps to disrupt the rhythmic pattern created by the cutting edge helping to suppress damaging harmonics
- Optimal material removal rates through increased feed and depths of cut
- Ball nose design ideal for finishing operations in complex workpieces
- Recommended for materials ≤ 45 HRc (≤ 420 Bhn)

inch				EDP NO.		
CUTTING DIAMETER DC	LENGTH OF CUT APMX	OVERALL LENGTH LF	SHANK DIAMETER DCON	Ti-NAMITE-X (TX)	Ti-NAMITE-X (TX) W/FLAT	JetStream
1/8	3/8	1-1/2	1/8	36358	–	–
5/32	7/16	2	3/16	36357	–	–
3/16	7/16	2	3/16	36359	–	–
7/32	7/16	2-1/2	1/4	36361	–	–
1/4	1/2	2-1/2	1/4	36344	–	–
1/4	3/4	2-1/2	1/4	36590	–	–
9/32	5/8	2-1/2	5/16	36353	–	–
5/16	13/16	2-1/2	5/16	36345	–	–
11/32	13/16	2-1/2	3/8	36354	–	–
3/8	7/8	2-1/2	3/8	36346	36539	–
13/32	15/16	2-3/4	7/16	36355	36540	–
7/16	1	2-3/4	7/16	36347	36541	–
15/32	1	3	1/2	36356	36542	–
1/2	1	3	1/2	36348	36543	36846
1/2	1-1/4	3-1/4	1/2	36591	36592	–
9/16	1-1/8	3-1/2	9/16	36349	36544	36847
5/8	1-1/4	3-1/2	5/8	36350	36545	36848
3/4	1-1/2	4	3/4	36351	36546	36849
1	1-1/2	4	1	36352	36547	36850

RE = 1/2 Cutting Diameter (DC)

TOLERANCES (inch)

1/8–1/4 DIAMETER
DC = +0.0000/–0.0012
DCON = h_6
RE = +0.0000/–0.0006

>1/4–3/8 DIAMETER
DC = +0.0000/–0.0016
DCON = h_6
RE = +0.0000/–0.0008

>3/8–1 DIAMETER
DC = +0.0000/–0.0020
DCON = h_6
RE = +0.0000/–0.0010

- STEELS
- STAINLESS STEELS
- CAST IRON
- HIGH TEMP ALLOYS
- TITANIUM
- HARDENED STEELS

For patent information visit www.ksptpatents.com

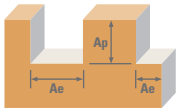

	Series Z1B Fractional	Hardness		Ae x DC	Ap x DC	Vc (sfm)		DC • in 1/8	1/4	3/8	1/2	5/8	3/4	1
P	CARBON STEELS 1018, 1040, 1080, 1090, 10L50, 1140, 1212, 12L15, 1525, 1536	≤ 275 Bhn or ≤ 28 HRc	Profile	≤ 0.5	≤ 1.5	555	RPM	16961	8480	5654	4240	3392	2827	2120
						(444-666)	Fz	0.0004	0.0010	0.0019	0.0025	0.0031	0.0032	0.0035
							Feed (ipm)	25.8	33.9	43.0	42.4	42.1	36.5	29.7
			Slot	1	≤ 1	440	RPM	13446	6723	4482	3362	2689	2241	1681
						(352-528)	Fz	0.0004	0.0010	0.0019	0.0025	0.0031	0.0032	0.0035
							Feed (ipm)	20.4	26.9	34.1	33.6	33.3	29.0	23.5
	ALLOY STEELS 4140, 4150, 4320, 5120, 5150, 8630, 86L20, 50100	≤ 375 Bhn or ≤ 40 HRc	Profile	≤ 0.5	≤ 1.5	315	RPM	9626	4813	3209	2407	1925	1604	1203
						(252-378)	Fz	0.0003	0.0008	0.0014	0.0019	0.0024	0.0025	0.0027
							Feed (ipm)	10.8	15.4	18.0	18.3	18.5	16.0	13.0
			Slot	1	≤ 1	250	RPM	7640	3820	2547	1910	1528	1273	955
						(200-300)	Fz	0.0003	0.0008	0.0014	0.0019	0.0024	0.0025	0.0027
							Feed (ipm)	8.6	12.2	14.3	14.5	14.7	12.7	10.3
M	STAINLESS STEELS (FREE MACHINING) 303, 416, 420F, 430F, 440F	≤ 275 Bhn or ≤ 28 HRc	Profile	≤ 0.5	≤ 1.5	490	RPM	14974	7487	4991	3744	2995	2496	1872
						(392-588)	Fz	0.0003	0.0007	0.0014	0.0018	0.0023	0.0024	0.0025
							Feed (ipm)	18.0	21.0	28.0	27.0	27.6	24.0	18.7
			Slot	1	≤ 1	390	RPM	11918	5959	3973	2980	2384	1986	1490
						(312-468)	Fz	0.0003	0.0007	0.0014	0.0018	0.0023	0.0024	0.0025
							Feed (ipm)	14.3	16.7	22.2	21.5	21.9	19.1	14.9
	STAINLESS STEELS (DIFFICULT) 304, 304L, 316, 316L	≤ 275 Bhn or ≤ 28 HRc	Profile	≤ 0.5	≤ 1.5	340	RPM	10390	5195	3463	2598	2078	1732	1299
						(272-408)	Fz	0.0002	0.0006	0.0011	0.0014	0.0018	0.0019	0.0020
							Feed (ipm)	8.3	12.5	15.2	14.5	15.0	13.2	10.4
			Slot	1	≤ 1	270	RPM	8251	4126	2750	2063	1650	1375	1031
						(216-324)	Fz	0.0002	0.0006	0.0011	0.0014	0.0018	0.0019	0.0020
							Feed (ipm)	6.6	9.9	12.1	11.6	11.9	10.5	8.3
	STAINLESS STEELS (PH) 13-8 PH, 15-5 PH, 17-4 PH, Custom 450	≤ 325 Bhn or ≤ 35 HRc	Profile	≤ 0.5	≤ 1.5	310	RPM	9474	4737	3158	2368	1895	1579	1184
						(248-372)	Fz	0.0002	0.0006	0.0011	0.0014	0.0018	0.0019	0.0020
							Feed (ipm)	7.6	11.4	13.9	13.3	13.6	12.0	9.5
			Slot	1	≤ 1	250	RPM	7640	3820	2547	1910	1528	1273	955
						(200-300)	Fz	0.0002	0.0006	0.0011	0.0014	0.0018	0.0019	0.0020
							Feed (ipm)	6.1	9.2	11.2	10.7	11.0	9.7	7.6
K	CAST IRONS (LOW & MEDIUM ALLOY) Gray, Malleable, Ductile	≤ 220 Bhn or ≤ 19 HRc	Profile	≤ 0.5	≤ 1.5	445	RPM	13599	6800	4533	3400	2720	2267	1700
						(356-534)	Fz	0.0004	0.0010	0.0018	0.0024	0.0030	0.0031	0.0034
							Feed (ipm)	19.0	27.2	32.6	32.6	32.6	28.1	23.1
			Slot	1	≤ 1	355	RPM	10849	5424	3616	2712	2170	1808	1356
						(284-426)	Fz	0.0004	0.0010	0.0018	0.0024	0.0030	0.0031	0.0034
							Feed (ipm)	15.2	21.7	26.0	26.0	26.0	22.4	18.4

continued on next page

Z-Carb

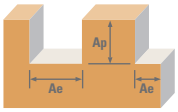

	Series Z1B Fractional	Hardness		Ae x DC	Ap x DC	Vc (sfm)		DC • in 1/8	1/4	3/8	1/2	5/8	3/4	1
K	CAST IRONS (HIGH ALLOY) Gray, Malleable, Ductile	≤ 260 Bhn or ≤ 26 HRc	Profile	≤ 0.5	≤ 1.5	340	RPM	10390	5195	3463	2598	2078	1732	1299
						(272-408)	Fz	0.0003	0.0007	0.0014	0.0018	0.0023	0.0024	0.0025
							Feed (ipm)	12.5	14.5	19.4	18.7	19.1	16.6	13.0
			Slot	1	≤ 1	270	RPM	8251	4126	2750	2063	1650	1375	1031
						(216-324)	Fz	0.0003	0.0007	0.0014	0.0018	0.0023	0.0024	0.0025
							Feed (ipm)	9.9	11.6	15.4	14.9	15.2	13.2	10.3
S	SUPER ALLOYS (NICKEL, COBALT, IRON BASE) Inconel 601, 617, 625, Incoloy, Monel 400	≤ 300 Bhn or ≤ 32 HRc	Profile	≤ 0.5	≤ 1.5	80	RPM	2445	1222	815	611	489	407	306
						(64-96)	Fz	0.0002	0.0004	0.0008	0.0010	0.0013	0.0014	0.0015
							Feed (ipm)	2.2	2.0	2.6	2.4	2.5	2.3	1.8
			Slot	1	≤ 1	65	RPM	1986	993	662	497	397	331	248
						(52-78)	Fz	0.0002	0.0004	0.0008	0.0010	0.0013	0.0014	0.0015
							Feed (ipm)	1.6	1.6	2.1	2.0	2.1	1.9	1.5
	SUPER ALLOYS (NICKEL, COBALT, IRON BASE) Inconel 718, X-750, Incoloy, Waspaloy, Hastelloy, Rene	≤ 400 Bhn or ≤ 43 HRc	Profile	≤ 0.5	≤ 1.5	62	RPM	1895	947	632	474	379	316	237
						(50-74)	Fz	0.0001	0.0003	0.0005	0.0007	0.0008	0.0009	0.0010
							Feed (ipm)	0.8	1.1	1.3	1.3	1.2	1.1	0.9
			Slot	1	≤ 1	50	RPM	1497	749	499	374	299	250	187
						(40-60)	Fz	0.0001	0.0003	0.0005	0.0007	0.0008	0.0009	0.0010
							Feed (ipm)	0.6	0.9	1.0	1.0	1.0	0.9	0.7
	TITANIUM ALLOYS Pure Titanium, Ti6Al4V, Ti6Al2Sn4Zr2Mo, Ti4Al4Mo2Sn0.5Si	≤ 350 Bhn or ≤ 38 HRc	Profile	≤ 0.5	≤ 1.5	215	RPM	6570	3285	2190	1643	1314	1095	821
						(172-258)	Fz	0.0002	0.0005	0.0010	0.0013	0.0016	0.0017	0.0018
							Feed (ipm)	5.3	6.6	8.8	8.5	8.4	7.4	5.9
			Slot	1	≤ 1	170	RPM	5195	2598	1732	1299	1039	866	649
						(136-204)	Fz	0.0002	0.0005	0.0010	0.0013	0.0016	0.0017	0.0018
							Feed (ipm)	4.2	5.2	6.9	6.8	6.6	5.9	4.7
	TITANIUM ALLOYS (DIFFICULT) Ti10Al2Fe3Al, Ti5Al5V5Mo3Cr, Ti7Al4Mo, Ti3Al8V6Cr4Zr4Mo, Ti6Al6V6Sn, Ti15V3 Cr3Sn3Al	≤ 440 Bhn or ≤ 47 HRc	Profile	≤ 0.5	≤ 1.5	75	RPM	2292	1146	764	573	458	382	287
						(60-90)	Fz	0.0002	0.0005	0.0010	0.0013	0.0016	0.0017	0.0018
							Feed (ipm)	1.8	2.3	3.1	3.0	2.9	2.6	2.1
			Slot	1	≤ 1	60	RPM	1834	917	611	458	367	306	229
						(48-72)	Fz	0.0002	0.0005	0.0010	0.0013	0.0016	0.0017	0.0018
							Feed (ipm)	1.5	1.8	2.4	2.4	2.3	2.1	1.7
H	TOOL STEELS A2, D2, H13, L2, M2, P20, S7, T15, W2	≤ 375 Bhn or ≤ 40 HRc	Profile	≤ 0.5	≤ 1.5	185	RPM	5654	2827	1885	1413	1131	942	707
						(148-222)	Fz	0.0002	0.0005	0.0010	0.0013	0.0016	0.0017	0.0018
							Feed (ipm)	4.5	5.7	7.5	7.3	7.2	6.4	5.1
			Slot	1	≤ 1	145	RPM	4431	2216	1477	1108	886	739	554
						(116-174)	Fz	0.0002	0.0005	0.0010	0.0013	0.0016	0.0017	0.0018
							Feed (ipm)	3.5	4.4	5.9	5.8	5.7	5.0	4.0

Bhn (Brinell) HRc (Rockwell C)
rpm = Vc x 3.82 / DC
ipm = Fz x 4 x rpm
reduce speed and feed for materials harder than listed
reduce feed and Ae when finish milling (.02 x DC maximum)
refer to the SGS Tool Wizard® for complete technical information (www.kyocera-sgstool.com)

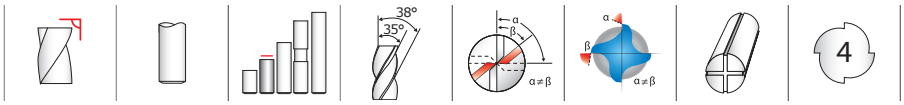

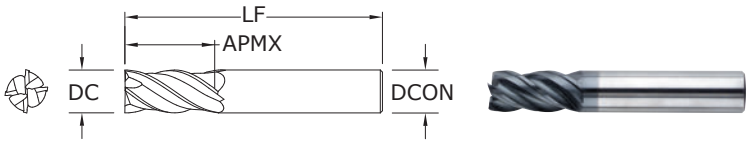

Z1M
METRIC SERIES

TOLERANCES (mm)

3–6 DIAMETER
DC = +0,000/–0,030
DCON = h_6

>6–10 DIAMETER
DC = +0,000/–0,040
DCON = h_6

>10–25 DIAMETER
DC = +0,000/–0,050
DCON = h_6

- STEELS
- STAINLESS STEELS
- CAST IRON
- HIGH TEMP ALLOYS
- TITANIUM
- HARDENED STEELS

For patent information visit www.ksptpatents.com

mm				EDP NO.	
CUTTING DIAMETER DC	LENGTH OF CUT APMX	OVERALL LENGTH LF	SHANK DIAMETER DCON	Ti-NAMITE-X (TX)	JetStream
3,0	8,0	57,0	6,0	46357	–
4,0	11,0	57,0	6,0	46358	–
5,0	13,0	57,0	6,0	46359	–
6,0	13,0	57,0	6,0	46360	–
8,0	19,0	63,0	8,0	46362	–
10,0	22,0	72,0	10,0	46364	–
12,0	26,0	83,0	12,0	46366	–
14,0	26,0	83,0	14,0	46368	46506
16,0	32,0	92,0	16,0	46370	46507
18,0	32,0	92,0	18,0	46372	46508
20,0	38,0	104,0	20,0	46374	46509
25,0	38,0	104,0	25,0	46376	46510

Refer to page 47 for speed & feed recommendations

- Variable rake geometry alters and controls the cutting dynamic taking chatter suppression to an unprecedented level
- Unequal helix design reduces damaging harmonics by changing the angle at which each cutting edge enters and exits the material
- Unequal flute spacing helps to disrupt the rhythmic pattern created by the cutting edge helping to suppress damaging harmonics
- Optimal material removal rates through increased feed and depths of cut
- Recommended for materials ≤ 45 HRc (≤ 420 Bhn)

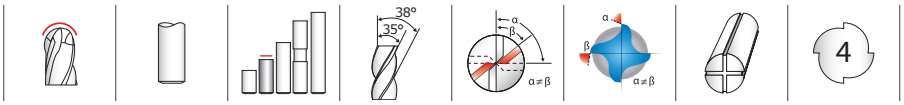

Z1MB

METRIC SERIES

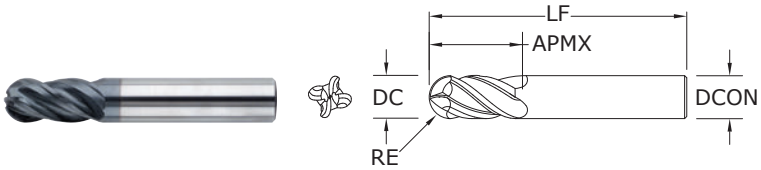

- Unequal helix design reduces damaging harmonics by changing the angle at which each cutting edge enters and exits the material
- Unequal flute spacing helps to disrupt the rhythmic pattern created by the cutting edge helping to suppress damaging harmonics
- Optimal material removal rates through increased feed and depths of cut
- Ball nose design ideal for finishing operations in complex workpieces
- Recommended for materials ≤ 45 HRc (≤ 420 Bhn)

mm				EDP NO.	
CUTTING DIAMETER DC	LENGTH OF CUT APMX	OVERALL LENGTH LF	SHANK DIAMETER DCON	Ti-NAMITE-X (TX)	JetStream
3,0	8,0	57,0	6,0	46354	–
4,0	11,0	57,0	6,0	46355	–
5,0	13,0	57,0	6,0	46356	–
6,0	13,0	57,0	6,0	46343	–
8,0	19,0	63,0	8,0	46344	–
10,0	22,0	72,0	10,0	46345	–
12,0	26,0	83,0	12,0	46346	–
14,0	26,0	83,0	14,0	46347	46518
16,0	32,0	92,0	16,0	46348	46519
18,0	32,0	92,0	18,0	46349	46520
20,0	38,0	104,0	20,0	46350	46521
25,0	38,0	104,0	25,0	46351	46522

RE = 1/2 Cutting Diameter (DC)

TOLERANCES (mm)

3–6 DIAMETER
DC = +0,000/–0,030
DCON = h_6
RE = +0,000/–0,015

>6–10 DIAMETER
DC = +0,000/–0,040
DCON = h_6
RE = +0,000/–0,020

>10–25 DIAMETER
DC = +0,000/–0,050
DCON = h_6
RE = +0,000/–0,025

- STEELS
- STAINLESS STEELS
- CAST IRON
- HIGH TEMP ALLOYS
- TITANIUM
- HARDENED STEELS

For patent information visit www.ksptpatents.com

Z-Carb

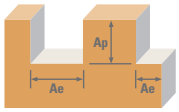

	Series Z1MB Metric	Hardness		Ae x DC	Ap x DC	Vc (m/min)		DC • mm 3	6	8	10	12	16	20	25
P	CARBON STEELS 1018, 1040, 1080, 1090, 10L50, 1140, 1212, 12L15, 1525, 1536	≤ 275 Bhn or ≤ 28 HRc	Profile	≤ 0.5	≤ 1.5	169	RPM	17934	8967	6725	5380	4484	3363	2690	2152
						(135-203)	Fz	0.009	0.024	0.041	0.051	0.060	0.079	0.086	0.088
							Feed (mm/min)	654	861	1091	1090	1076	1067	927	753
			Slot	1	≤ 1	134	RPM	14218	7109	5332	4265	3555	2666	2133	1706
						(107-161)	Fz	0.009	0.024	0.041	0.051	0.060	0.079	0.086	0.088
							Feed (mm/min)	519	682	865	864	853	846	735	597
	ALLOY STEELS 4140, 4150, 4320, 5120, 5150, 8630, 86L20, 50100	≤ 375 Bhn or ≤ 40 HRc	Profile	≤ 0.5	≤ 1.5	96	RPM	10179	5089	3817	3054	2545	1909	1527	1221
						(77-115)	Fz	0.007	0.019	0.030	0.037	0.046	0.061	0.067	0.068
							Feed (mm/min)	274	391	456	456	464	469	407	330
			Slot	1	≤ 1	76	RPM	8078	4039	3029	2424	2020	1515	1212	969
						(61-91)	Fz	0.007	0.019	0.030	0.037	0.046	0.061	0.067	0.068
							Feed (mm/min)	217	310	362	362	368	372	323	262
M	STAINLESS STEELS (FREE MACHINING) 303, 416, 420F, 430F, 440F	≤ 275 Bhn or ≤ 28 HRc	Profile	≤ 0.5	≤ 1.5	149	RPM	15834	7917	5938	4750	3958	2969	2375	1900
						(119-179)	Fz	0.007	0.017	0.030	0.037	0.043	0.059	0.064	0.063
							Feed (mm/min)	456	532	709	709	684	699	608	475
			Slot	1	≤ 1	119	RPM	12602	6301	4726	3781	3151	2363	1890	1512
						(95-143)	Fz	0.007	0.017	0.030	0.037	0.043	0.059	0.064	0.063
							Feed (mm/min)	363	423	565	565	544	557	484	378
	STAINLESS STEELS (DIFFICULT) 304, 304L, 316, 316L	≤ 275 Bhn or ≤ 28 HRc	Profile	≤ 0.5	≤ 1.5	104	RPM	10987	5493	4120	3296	2747	2060	1648	1318
						(83-124)	Fz	0.005	0.014	0.023	0.029	0.034	0.046	0.051	0.050
							Feed (mm/min)	211	316	387	387	369	380	334	264
			Slot	1	≤ 1	82	RPM	8725	4362	3272	2617	2181	1636	1309	1047
						(66-99)	Fz	0.005	0.014	0.023	0.029	0.034	0.046	0.051	0.050
							Feed (mm/min)	168	251	307	307	293	302	265	209
	STAINLESS STEELS (PH) 13-8 PH, 15-5 PH, 17-4 PH, Custom 450	≤ 325 Bhn or ≤ 35 HRc	Profile	≤ 0.5	≤ 1.5	94	RPM	10017	5009	3756	3005	2504	1878	1503	1202
						(76-113)	Fz	0.005	0.014	0.023	0.029	0.034	0.046	0.051	0.050
							Feed (mm/min)	192	288	353	353	337	346	305	240
			Slot	1	≤ 1	76	RPM	8078	4039	3029	2424	2020	1515	1212	969
						(61-91)	Fz	0.005	0.014	0.023	0.029	0.034	0.046	0.051	0.050
							Feed (mm/min)	155	233	284	284	271	279	246	194
K	CAST IRONS (LOW & MEDIUM ALLOY) Gray, Malleable, Ductile	≤ 220 Bhn or ≤ 19 HRc	Profile	≤ 0.5	≤ 1.5	136	RPM	14380	7190	5392	4314	3595	2696	2157	1726
						(109-163)	Fz	0.008	0.024	0.038	0.048	0.058	0.077	0.083	0.085
							Feed (mm/min)	483	690	828	828	828	828	713	587
			Slot	1	≤ 1	108	RPM	11471	5736	4302	3441	2868	2151	1721	1377
						(87-130)	Fz	0.008	0.024	0.038	0.048	0.058	0.077	0.083	0.085
							Feed (mm/min)	385	551	661	661	661	661	569	468

continued on next page

Z-Carb

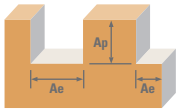

	Series Z1MB Metric	Hardness		Ae x DC	Ap x DC	Vc (m/min)		DC • mm 3	6	8	10	12	16	20	25
K	CAST IRONS (HIGH ALLOY) Gray, Malleable, Ductile	≤ 260 Bhn or ≤ 26 HRc	Profile	≤ 0.5	≤ 1.5	104	RPM	10987	5493	4120	3296	2747	2060	1648	1318
						(83-124)	Fz	0.007	0.017	0.030	0.037	0.043	0.059	0.064	0.063
							Feed (mm/min)	316	369	492	492	475	485	422	330
			Slot	1	≤ 1	82	RPM	8725	4362	3272	2617	2181	1636	1309	1047
						(66-99)	Fz	0.007	0.017	0.030	0.037	0.043	0.059	0.064	0.063
							Feed (mm/min)	251	293	391	391	377	385	335	262
S	SUPER ALLOYS (NICKEL, COBALT, IRON BASE) Inconel 601, 617, 625, Incoloy, Monel 400	≤ 300 Bhn or ≤ 32 HRc	Profile	≤ 0.5	≤ 1.5	24	RPM	2585	1293	969	776	646	485	388	310
						(20-29)	Fz	0.005	0.010	0.017	0.021	0.024	0.033	0.037	0.038
							Feed (mm/min)	55	50	66	53	62	65	58	47
			Slot	1	≤ 1	20	RPM	2100	1050	788	630	525	394	315	252
						(16-24)	Fz	0.005	0.010	0.017	0.021	0.024	0.033	0.037	0.038
							Feed (mm/min)	40	40	54	54	50	52	47	38
	SUPER ALLOYS (NICKEL, COBALT, IRON BASE) Inconel 718, X-750, Incoloy, Waspaloy, Hastelloy, Rene	≤ 400 Bhn or ≤ 43 HRc	Profile	≤ 0.5	≤ 1.5	19	RPM	2003	1002	751	601	501	376	301	240
						(15-23)	Fz	0.002	0.007	0.011	0.013	0.017	0.020	0.024	0.025
							Feed (mm/min)	19	29	32	32	34	31	29	24
			Slot	1	≤ 1	15	RPM	1583	792	594	475	396	297	238	190
						(12-18)	Fz	0.002	0.007	0.011	0.013	0.017	0.020	0.024	0.025
							Feed (mm/min)	15	23	25	25	27	24	23	19
	TITANIUM ALLOYS Pure Titanium, Ti6Al4V, Ti6Al2Sn4Zr2Mo, Ti4Al4Mo2Sn0.5Si	≤ 350 Bhn or ≤ 38 HRc	Profile	≤ 0.5	≤ 1.5	66	RPM	6947	3474	2605	2084	1737	1303	1042	834
						(52-79)	Fz	0.005	0.012	0.021	0.027	0.031	0.041	0.045	0.045
							Feed (mm/min)	133	167	222	222	217	213	189	150
			Slot	1	≤ 1	52	RPM	5493	2747	2060	1648	1373	1030	824	659
						(41-62)	Fz	0.005	0.012	0.021	0.027	0.031	0.041	0.045	0.045
							Feed (mm/min)	105	132	176	176	171	169	149	119
	TITANIUM ALLOYS (DIFFICULT) Ti10Al2Fe3Al, Ti5Al5V5Mo3Cr, Ti7Al4Mo, Ti3Al8V6Cr4Zr4Mo, Ti6Al6V6Sn, Ti15V3 Cr3Sn3Al	≤ 440 Bhn or ≤ 47 HRc	Profile	≤ 0.5	≤ 1.5	23	RPM	2424	1212	909	727	606	454	364	291
						(18-27)	Fz	0.005	0.012	0.021	0.027	0.031	0.041	0.045	0.045
							Feed (mm/min)	47	58	78	78	76	74	66	52
			Slot	1	≤ 1	18	RPM	1939	969	727	582	485	364	291	233
						(15-22)	Fz	0.005	0.012	0.021	0.027	0.031	0.041	0.045	0.045
							Feed (mm/min)	37	47	62	62	60	60	53	42
H	TOOL STEELS A2, D2, H13, L2, M2, P20, S7, T15, W2	≤ 375 Bhn or ≤ 40 HRc	Profile	≤ 0.5	≤ 1.5	56	RPM	5978	2989	2242	1793	1495	1121	897	717
						(45-68)	Fz	0.005	0.012	0.021	0.027	0.031	0.041	0.045	0.045
							Feed (mm/min)	115	143	191	191	186	184	163	129
			Slot	1	≤ 1	44	RPM	4686	2343	1757	1406	1171	879	703	562
						(35-53)	Fz	0.005	0.012	0.021	0.027	0.031	0.041	0.045	0.045
							Feed (mm/min)	90	112	150	150	146	144	127	101

Bhn (Brinell) HRc (Rockwell C)
rpm = (Vc x 1000) / (DC x 3.14)
mm/min = Fz x 4 x rpm
reduce speed and feed for materials harder than listed
reduce feed and Ae when finish milling (.02 x DC maximum)
feed rates listed have chip thinning adjustments included where applicable
refer to the SGS Tool Wizard® for complete technical information (www.kyocera-sgstool.com)

Z-Carb-HTA

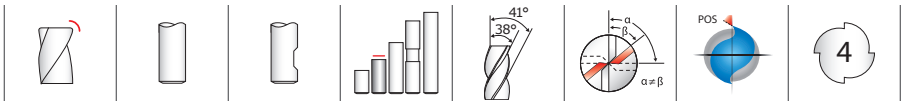

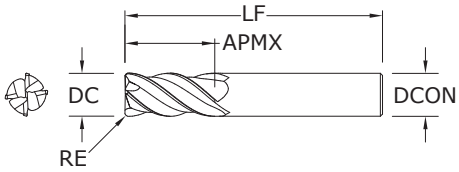

ZH1CR
FRACTIONAL SERIES

TOLERANCES (inch)

1/4 DIAMETER
DC = +0.0000/–0.0012
DCON = h_6
RE = +0.0000/–0.0020

>1/4–3/8 DIAMETER
DC = +0.0000/–0.0016
DCON = h_6
RE = +0.0000/–0.0020

>3/8–1 DIAMETER
DC = +0.0000/–0.0020
DCON = h_6
RE = +0.0000/–0.0020

HIGH TEMP ALLOYS

TITANIUM

For patent information visit www.ksptpatents.com

inch					EDP NO.	
CUTTING DIAMETER DC	LENGTH OF CUT APMX	OVERALL LENGTH LF	SHANK DIAMETER DCON	CORNER RADIUS RE	Ti-NAMITE-A (AlTiN)	Ti-NAMITE-A (AlTiN) W/FLAT
1/4	1/2	2-1/2	1/4	.020	36570	–
1/4	3/4	2-1/2	1/4	.020	36616	–
5/16	13/16	2-1/2	5/16	.020	36571	–
3/8	7/8	2-1/2	3/8	.020	36572	36555
7/16	1	2-3/4	7/16	.020	36573	36556
1/2	1	3	1/2	.030	36574	36557
1/2	1-1/4	3-1/4	1/2	.030	36618	36617
9/16	1-1/8	3-1/2	9/16	.030	36575	36558
5/8	1-1/4	3-1/2	5/8	.040	36576	36559
3/4	1-1/2	4	3/4	.040	36577	36560
1	1-1/2	4	1	.040	36578	36561

- The original Z-Carb design with an enhanced core and higher helix suited for the demands of high temperature alloys
- Unequal flute spacing helps to disrupt the rhythmic pattern created by the cutting edge helping to suppress damaging harmonics
- Optimal material removal rates through increased feed and depths of cut for difficult to machine materials
- Enhanced corner geometry with tight tolerance corner radii
- Recommended for materials ≤ 45 HRc (≤ 420 Bhn)

Z-Carb-HTA

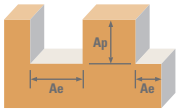

	Series ZH1CR Fractional	Hardness		Ae x DC	Ap x DC	Vc (sfm)		Diameter (DC) (inch) 1/4	3/8	1/2	3/4	1
S	SUPER ALLOYS (NICKEL, COBALT, IRON BASE) Inconel 601, 617, 625, Incoloy, Monel 400	≤ 300 Bhn or ≤ 32 HRc	Profile	≤ 0.5	≤ 1.5	85	RPM	1299	866	649	433	325
						(68-102)	Fz	0.0007	0.0012	0.0017	0.0020	0.0023
							Feed (ipm)	3.6	4.2	4.4	3.5	3.0
			Slot	1	≤ 1	70	RPM	1070	713	535	357	267
						(56-84)	Fz	0.0007	0.0012	0.0017	0.0020	0.0023
							Feed (ipm)	3.0	3.4	3.6	2.9	2.5
	SUPER ALLOYS (NICKEL, COBALT, IRON BASE) Inconel 718, X-750, Incoloy, Waspaloy, Hastelloy, Rene	≤ 400 Bhn or ≤ 43 HRc	Profile	≤ 0.5	≤ 1.5	70	RPM	1070	713	535	357	267
						(56-84)	Fz	0.0005	0.0009	0.0012	0.0014	0.0016
							Feed (ipm)	2.1	2.6	2.6	2.0	1.7
			Slot	1	≤ 1	55	RPM	840	560	420	280	210
						(44-66)	Fz	0.0005	0.0009	0.0012	0.0014	0.0016
							Feed (ipm)	1.7	2.0	2.0	1.6	1.3
	TITANIUM ALLOYS Pure Titanium, Ti6Al4V, Ti6Al2Sn4Zr2Mo, Ti4Al4Mo2Sn0.5Si	≤ 350 Bhn or ≤ 38 HRc	Profile	≤ 0.5	≤ 1.5	215	RPM	3285	2190	1643	1095	821
						(172-258)	Fz	0.0008	0.0015	0.0020	0.0024	0.0028
							Feed (ipm)	10.5	13.1	13.1	10.5	9.2
			Slot	1	≤ 1	170	RPM	2598	1732	1299	866	649
						(136-204)	Fz	0.0008	0.0015	0.0020	0.0024	0.0028
							Feed (ipm)	8.3	10.4	10.4	8.3	7.3
	TITANIUM ALLOYS (DIFFICULT) Ti10Al2Fe3Al, Ti5Al5V5Mo3Cr, Ti7Al4Mo, Ti3Al8V6Cr4Zr4Mo, Ti6Al6V6Sn, Ti15V3 Cr3Sn3Al	≤ 440 Bhn or ≤ 47 HRc	Profile	≤ 0.5	≤ 1.5	75	RPM	1146	764	573	382	287
						(60-90)	Fz	0.0008	0.0015	0.0020	0.0024	0.0028
							Feed (ipm)	3.7	4.6	4.6	3.7	3.2
			Slot	1	≤ 1	60	RPM	917	611	458	306	229
						(48-72)	Fz	0.0008	0.0015	0.0020	0.0024	0.0028
							Feed (ipm)	2.9	3.7	3.7	2.9	2.6

Bhn (Brinell) HRc (Rockwell C)
rpm = Vc x 3.82 / DC
ipm = Fz x 4 x rpm
reduce speed and feed for materials harder than listed
reduce feed and Ae when finish milling (.02 x DC maximum)
feed rates listed have chip thinning adjustments included where applicable
refer to the SGS Tool Wizard® for complete technical information (www.kyocera-sgstool.com)

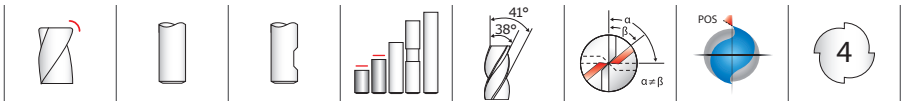

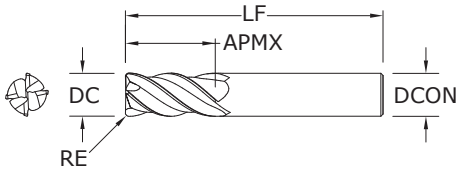

ZH1MCRS • ZH1MCR

METRIC SERIES

TOLERANCES (mm)

6 DIAMETER
DC = +0,000/–0,030
DCON = h_6
RE = +0,000/–0,050

>6–10 DIAMETER
DC = +0,000/–0,040
DCON = h_6
RE = +0,000/–0,050

>10–20 DIAMETER
DC = +0,000/–0,050
DCON = h_6
RE = +0,000/–0,050

HIGH TEMP ALLOYS

TITANIUM

For patent information visit www.ksptpatents.com

mm					EDP NO.	
CUTTING DIAMETER DC	LENGTH OF CUT APMX	OVERALL LENGTH LF	SHANK DIAMETER DCON	CORNER RADIUS RE	Ti-NAMITE-A (AlTiN)	Ti-NAMITE-A (AlTiN) W/FLAT
6,0	10,0	54,0	6,0	0,50	–	42712
6,0	13,0	57,0	6,0	0,5	46450	–
6,0	13,0	57,0	6,0	1,0	46451	–
6,0	13,0	57,0	6,0	1,5	46452	–
8,0	12,0	58,0	8,0	0,50	–	42713
8,0	19,0	63,0	8,0	0,5	46453	–
8,0	19,0	63,0	8,0	1,0	46454	–
8,0	19,0	63,0	8,0	1,5	46455	–
10,0	14,0	66,0	10,0	0,50	–	42714
10,0	22,0	72,0	10,0	0,5	46456	–
10,0	22,0	72,0	10,0	1,0	46457	–
10,0	22,0	72,0	10,0	1,5	46458	–
10,0	22,0	72,0	10,0	2,0	46459	–
12,0	16,0	73,0	12,0	0,75	–	42715
12,0	26,0	83,0	12,0	0,5	46460	46471
12,0	26,0	83,0	12,0	1,0	46461	46472
12,0	26,0	83,0	12,0	1,5	46462	46473
12,0	26,0	83,0	12,0	2,0	46463	46474
12,0	26,0	83,0	12,0	3,0	46464	46475
16,0	22,0	82,0	16,0	1,00	–	42716
16,0	32,0	92,0	16,0	1,5	46465	46476
16,0	32,0	92,0	16,0	2,0	46466	46477
16,0	32,0	92,0	16,0	3,0	46467	46478
16,0	32,0	92,0	16,0	4,0	46482	46483
20,0	26,0	92,0	20,0	1,00	–	42717
20,0	38,0	104,0	20,0	3,0	46468	46479
20,0	38,0	104,0	20,0	4,0	46469	46480
20,0	38,0	104,0	20,0	5,0	46470	46481

- The original Z-Carb design with an enhanced core and higher helix suited for the demands of high temperature alloys
- Unequal flute spacing helps to disrupt the rhythmic pattern created by the cutting edge helping to suppress damaging harmonics
- Optimal material removal rates through increased feed and depths of cut for difficult to machine materials
- Enhanced corner geometry with tight tolerance corner radii
- Recommended for materials ≤ 45 HRc (≤ 420 Bhn)

Z-Carb-HTA

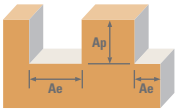

	Series ZH1MCRS, ZH1MCR Metric	Hardness		Ae x DC	Ap x DC	Vc (m/min)		DC • mm 6	10	12	20
S	SUPER ALLOYS (NICKEL, COBALT, IRON BASE) Inconel 601, 617, 625, Incoloy, Monel 400	≤ 300 Bhn or ≤ 32 HRc	Profile	≤ 0.5	≤ 1.5	26	RPM	1373	824	687	412
						(21-31)	Fz	0.017	0.032	0.041	0.053
							Feed (mm/min)	93	105	113	87
			Slot	1	≤ 1	21	RPM	1131	679	565	339
						(17-26)	Fz	0.017	0.032	0.041	0.053
							Feed (mm/min)	77	87	93	72
	SUPER ALLOYS (NICKEL, COBALT, IRON BASE) Inconel 718, X-750, Incoloy, Waspaloy, Hastelloy, Rene	≤ 400 Bhn or ≤ 43 HRc	Profile	≤ 0.5	≤ 1.5	21	RPM	1131	679	565	339
						(17-26)	Fz	0.012	0.024	0.029	0.037
							Feed (mm/min)	54	65	66	50
			Slot	1	≤ 1	17	RPM	889	533	444	267
						(13-20)	Fz	0.012	0.024	0.029	0.037
							Feed (mm/min)	43	51	52	39
	TITANIUM ALLOYS Pure Titanium, Ti6Al4V, Ti6Al2Sn4Zr2Mo, Ti4Al4Mo2Sn0.5Si	≤ 350 Bhn or ≤ 38 HRc	Profile	≤ 0.5	≤ 1.5	66	RPM	3474	2084	1737	1042
						(52-79)	Fz	0.019	0.041	0.049	0.057
							Feed (mm/min)	264	342	340	238
			Slot	1	≤ 1	52	RPM	2747	1648	1373	824
						(41-62)	Fz	0.019	0.041	0.049	0.057
							Feed (mm/min)	209	270	269	188
	TITANIUM ALLOYS (DIFFICULT) Ti10Al2Fe3Al, Ti5Al5V5Mo3Cr, Ti7Al4Mo, Ti3Al8V6Cr4Zr4Mo, Ti6Al6V6Sn, Ti15V3 Cr3Sn3Al	≤ 440 Bhn or ≤ 47 HRc	Profile	≤ 0.5	≤ 1.5	23	RPM	1212	727	606	364
						(18-27)	Fz	0.019	0.041	0.049	0.057
							Feed (mm/min)	92	119	119	83
			Slot	1	≤ 1	18	RPM	969	582	485	291
						(15-22)	Fz	0.019	0.041	0.049	0.057
							Feed (mm/min)	74	95	95	66

Bhn (Brinell) HRc (Rockwell C)
rpm = (Vc x 1000) / (DC x 3.14)
ipm = Fz x 4 x rpm
reduce speed and feed for materials harder than listed
reduce feed and Ae when finish milling (.02 x DC maximum)
feed rates listed have chip thinning adjustments included where applicable
refer to the SGS Tool Wizard® for complete technical information (www.kyocera-sgstool.com)

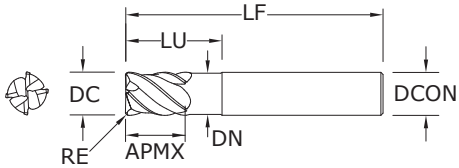

ZD1CR
FRACTIONAL SERIES

TOLERANCES (inch)

1/8–1/4 DIAMETER
DC = +0.0000/–0.0012
DCON = h_6
RE = +0.0000/–0.0020

>1/4–3/8 DIAMETER
DC = +0.0000/–0.0016
DCON = h_6
RE = +0.0000/–0.0020

>3/8–3/4 DIAMETER
DC = +0.0000/–0.0020
DCON = h_6
RE = +0.0000/–0.0020

HARDENED STEELS

For patent information visit www.ksptpatents.com

inch							EDP NO.
CUTTING DIAMETER DC	LENGTH OF CUT APMX	OVERALL LENGTH LF	SHANK DIAMETER DCON	REACH LU	NECK DIAMETER DN	CORNER RADIUS RE	Ti-NAMITE-X
1/8	5/32	2-1/2	1/4	1/2	.110	.010	36780
3/16	7/32	2-1/2	1/4	3/4	.172	.020	36781
1/4	9/32	2-1/2	1/4	3/4	.235	.020	36782
5/16	13/32	2-1/2	5/16	1	.297	.040	36783
3/8	15/32	2-1/2	3/8	1	.360	.040	36784
7/16	9/16	2-3/4	7/16	1	.422	.040	36785
1/2	5/8	3	1/2	1-1/4	.485	.040	36786
1/2	5/8	4-1/2	1/2	2-1/4	.485	.040	36787
5/8	3/4	3-1/2	5/8	1-1/2	.610	.040	36788
5/8	3/4	4-1/2	5/8	2-1/4	.610	.040	36789
5/8	3/4	5-1/2	5/8	3-1/4	.610	.040	36790
3/4	15/16	4	3/4	1-3/4	.735	.060	36791
3/4	15/16	4-1/2	3/4	2-1/4	.735	.060	36792
3/4	15/16	5-1/2	3/4	3-1/4	.735	.060	36793

- The original Z-Carb design with negative rake, heavy core, and higher helix for strength and shearing of hard mold & die materials
- Unequal flute spacing helps to disrupt the rhythmic pattern created by the cutting edge helping to suppress damaging harmonics
- Enhanced corner geometry with tight tolerance corner radii
- Recommended for materials 35-60HRc (327 to 654 Bhn)

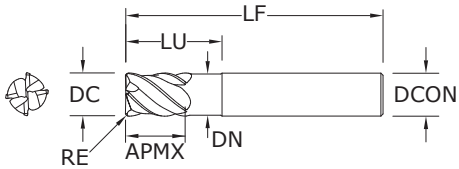

ZD1MCR
METRIC SERIES

TOLERANCES (mm)

3–6 DIAMETER
DC = +0,000/–0,030
DCON = h_6
RE = +0,000/–0,050

>6–10 DIAMETER
DC = +0,000/–0,040
DCON = h_6
RE = +0,000/–0,050

>10–20 DIAMETER
DC = +0,000/–0,050
DCON = h_6
RE = +0,000/–0,050

HARDENED STEELS

For patent information visit www.ksptpatents.com

mm							EDP NO.
CUTTING DIAMETER DC	LENGTH OF CUT APMX	OVERALL LENGTH LF	SHANK DIAMETER DCON	REACH LU	NECK DIAMETER DN	CORNER RADIUS RE	Ti-NAMITE-X
3,0	4,0	57,0	6,0	15,0	2,62	0,2	46560
4,0	5,0	57,0	6,0	15,0	3,61	0,3	46561
5,0	6,0	57,0	6,0	15,0	4,60	0,5	46562
6,0	7,0	57,0	6,0	15,0	5,61	1,0	46563
8,0	10,0	63,0	8,0	25,0	7,62	1,0	46564
10,0	12,0	72,0	10,0	30,0	9,60	1,0	46565
12,0	15,0	83,0	12,0	35,0	11,61	1,0	46566
16,0	20,0	92,0	16,0	45,0	15,60	1,5	46567
20,0	24,0	104,0	20,0	55,0	19,61	2,0	46568

- The original Z-Carb design with negative rake, heavy core, and higher helix for strength and shearing of hard mold & die materials
- Unequal flute spacing helps to disrupt the rhythmic pattern created by the cutting edge helping to suppress damaging harmonics
- Enhanced corner geometry with tight tolerance corner radii
- Recommended for materials 35-60HRc (327 to 654 Bhn)

Z-Carb-MD

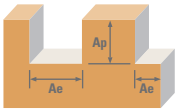

	Series ZD1CR Fractional	Hardness		Ae x DC	Ap x DC	Vc (sfm)		Diameter (DC) (inch) 1/8	1/4	3/8	1/2	5/8	3/4
H	TOOL STEELS A2, D2, H13, L2, M2, P20, S7, T15, W2	≤ 375 Bhn or ≤ 40 HRc	Profile	≤ 0.4	≤ 1	405	RPM	12377	6188	4126	3094	2475	2063
						(324-486)	Fz	0.0005	0.0012	0.0023	0.0030	0.0039	0.0042
							Feed (ipm)	24.8	29.7	38.0	37.1	38.6	34.7
			Slot	1	≤ 0.4	320	RPM	9779	4890	3260	2445	1956	1630
						(256-384)	Fz	0.0005	0.0012	0.0023	0.0030	0.0039	0.0042
							Feed (ipm)	19.6	23.5	30.0	29.3	30.5	27.4
	TOOL STEELS A2, D2, H13, L2, M2, P20, S7, T15, W2	≤ 475 Bhn or ≤ 50 HRc	Profile	≤ 0.4	≤ 1	210	RPM	6418	3209	2139	1604	1284	1070
						(168-252)	Fz	0.0004	0.0010	0.0019	0.0025	0.0032	0.0035
							Feed (ipm)	10.3	12.8	16.3	16.0	16.4	15.0
			Slot	1	≤ 0.4	170	RPM	5195	2598	1732	1299	1039	866
						(136-204)	Fz	0.0004	0.0010	0.0019	0.0025	0.0032	0.0035
							Feed (ipm)	8.3	10.4	13.2	13.0	13.3	12.1
	TOOL STEELS A2, D2, H13, L2, M2, P20, S7, T15, W2	≤ 655 Bhn or ≤ 60 HRc	Profile	≤ 0.4	≤ 1	90	RPM	2750	1375	917	688	550	458
						(72-108)	Fz	0.0002	0.0005	0.0010	0.0013	0.0017	0.0018
							Feed (ipm)	2.2	2.8	3.7	3.6	3.7	3.3
			Slot	1	≤ 0.4	70	RPM	2139	1070	713	535	428	357
						(56-84)	Fz	0.0002	0.0005	0.0010	0.0013	0.0017	0.0018
							Feed (ipm)	1.7	2.1	2.9	2.8	2.9	2.6

Bhn (Brinell) HRc (Rockwell C)
rpm = Vc x 3.82 / DC
ipm = Fz x 4 x rpm
reduce speed and feed for materials harder than listed
reduce feed and Ae when finish milling (.02 x DC maximum)
feed rates listed have chip thinning adjustments included where applicable
refer to the SGS Tool Wizard® for complete technical information (www.kyocera-sgstool.com)

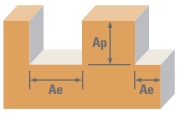

	Series ZD1MCR Metric	Hardness		Ae x DC	Ap x DC	Vc (m/min)		Diameter (DC) (mm) 3	6	8	10	12	16	20
H	TOOL STEELS A2, D2, H13, L2, M2, P20, S7, T15, W2	≤ 375 Bhn or ≤ 40 HRc	Profile	≤ 0.4	≤ 1	123	RPM	13087	6544	4908	3926	3272	2454	1963
						(99-148)	Fz	0.012	0.029	0.049	0.061	0.072	0.083	0.112
							Feed (mm/min)	628	754	963	963	942	817	879
			Slot	1	≤ 0.4	98	RPM	10340	5170	3878	3102	2585	1939	1551
						(78-117)	Fz	0.012	0.029	0.049	0.061	0.072	0.083	0.112
							Feed (mm/min)	496	596	761	761	744	645	695
	TOOL STEELS A2, D2, H13, L2, M2, P20, S7, T15, W2	≤ 475 Bhn or ≤ 50 HRc	Profile	≤ 0.4	≤ 1	64	RPM	6786	3393	2545	2036	1696	1272	1018
						(51-77)	Fz	0.010	0.024	0.041	0.051	0.060	0.068	0.093
							Feed (mm/min)	261	326	413	413	407	347	380
			Slot	1	≤ 0.4	52	RPM	5493	2747	2060	1648	1373	1030	824
						(41-62)	Fz	0.010	0.024	0.041	0.051	0.060	0.068	0.093
							Feed (mm/min)	211	264	334	334	330	281	308
	TOOL STEELS A2, D2, H13, L2, M2, P20, S7, T15, W2	≤ 655 Bhn or ≤ 60 HRc	Profile	≤ 0.4	≤ 1	27	RPM	2908	1454	1091	872	727	545	436
						(22-33)	Fz	0.005	0.012	0.021	0.027	0.031	0.036	0.048
							Feed (mm/min)	56	70	93	93	91	79	84
			Slot	1	≤ 0.4	21	RPM	2262	1131	848	679	565	424	339
						(17-26)	Fz	0.005	0.012	0.021	0.027	0.031	0.036	0.048
							Feed (mm/min)	43	54	72	72	71	62	65

Bhn (Brinell) HRc (Rockwell C)
rpm = (Vc x 1000) / (DC x 3.14)
ipm = Fz x 4 x rpm
reduce speed and feed for materials harder than listed
reduce feed and Ae when finish milling (.02 x DC maximum)
feed rates listed have chip thinning adjustments included where applicable
refer to the SGS Tool Wizard® for complete technical information (www.kyocera-sgstool.com)

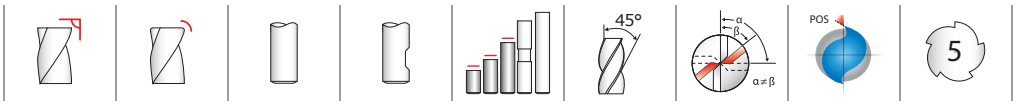

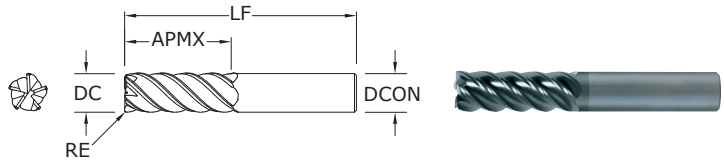

55 • 55CR

FRACTIONAL SERIES

TOLERANCES (inch)

DC = +0.0000/–0.0020
DCON = h_6
RE = +0.0000/–0.0020

- STEELS
- STAINLESS STEELS
- CAST IRON
- HIGH TEMP ALLOYS
- TITANIUM
- HARDENED STEELS

For patent information visit www.ksptpatents.com

inch					EDP NO.	
CUTTING DIAMETER DC	LENGTH OF CUT APMX	OVERALL LENGTH LF	SHANK DIAMETER DCON	CORNER RADIUS RE	Ti-NAMITE-A (AlTiN)	Ti-NAMITE-A (AlTiN) W/FLAT
1/8	1/4	1-1/2	1/8	–	32672	–
1/8	1/4	1-1/2	1/8	.010	32606	–
1/8	1/2	1-1/2	1/8	–	32655	–
1/8	1/2	1-1/2	1/8	.010	32607	–
5/32	5/16	2	3/16	.010	32608	–
5/32	9/16	2	3/16	–	32656	–
5/32	9/16	2	3/16	.010	32609	–
3/16	5/16	2	3/16	–	32673	–
3/16	5/16	2	3/16	.010	32610	–
3/16	5/8	2	3/16	–	32657	–
3/16	5/8	2	3/16	.010	32611	–
7/32	3/8	2	1/4	.015	32612	–
7/32	3/4	2-1/2	1/4	.015	32613	–
7/32	3/4	2-1/2	1/4	–	32658	–
1/4	3/8	2	1/4	.015	32614	–
1/4	3/8	2	1/4	–	32674	–
1/4	3/4	2-1/2	1/4	–	32659	–
1/4	3/4	2-1/2	1/4	.015	32615	–
1/4	1-1/4	4	1/4	.015	32616	–
5/16	7/16	2	5/16	–	32675	–
5/16	7/16	2	5/16	.015	32619	–
5/16	13/16	2-1/2	5/16	–	32660	–
5/16	13/16	2-1/2	5/16	.015	32620	–
5/16	1-1/4	4	5/16	.015	32621	–
3/8	1/2	2	3/8	–	32676	32677
3/8	1/2	2	3/8	.015	32625	32591
3/8	1/2	2	3/8	.030	32592	32593
3/8	1	2-1/2	3/8	–	32661	32662
3/8	1	2-1/2	3/8	.015	32626	32628
3/8	1	2-1/2	3/8	.030	32573	32574
3/8	1-1/2	4	3/8	.015	32627	–
3/8	1-1/2	4	3/8	.030	32569	–

continued on next page

- Unequal indexing, high helix and an ideal rake and relief combination for unmatched finishing capability
- The choice when peak finish quality is the requirement
- Enhanced corner geometry with tight tolerance corner radii
- Recommended for materials ≤ 45 HRc (≤ 420 Bhn)

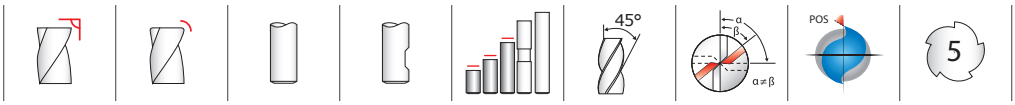

55 • 55CR

FRACTIONAL SERIES

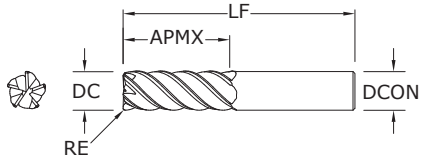

CONTINUED

inch					EDP NO.	
CUTTING DIAMETER DC	LENGTH OF CUT APMX	OVERALL LENGTH LF	SHANK DIAMETER DCON	CORNER RADIUS RE	Ti-NAMITE-A (AlTiN)	Ti-NAMITE-A (AlTiN) W/FLAT
7/16	1	2-3/4	7/16	–	32663	–
7/16	1	2-3/4	7/16	.015	32632	–
7/16	2	4	7/16	.015	32633	–
1/2	5/8	2-1/2	1/2	–	32678	32679
1/2	5/8	2-1/2	1/2	.030	32594	32595
1/2	5/8	2-1/2	1/2	.060	32596	32597
1/2	1-1/4	3	1/2	–	32664	32665
1/2	1-1/4	3	1/2	.030	32575	32576
1/2	1-1/4	3	1/2	.060	32577	32578
1/2	2	4	1/2	.030	32685	–
1/2	2	4	1/2	.060	32686	–
5/8	3/4	3	5/8	–	32680	32681
5/8	3/4	3	5/8	.030	32598	32599
5/8	3/4	3	5/8	.060	32600	32601
5/8	1-5/8	3-1/2	5/8	–	32666	32667
5/8	1-5/8	3-1/2	5/8	.030	32579	32580
5/8	1-5/8	3-1/2	5/8	.060	32581	32582
5/8	2-1/2	5	5/8	.030	32570	–
5/8	2-1/2	5	5/8	.060	32687	–
3/4	1	3	3/4	.030	32602	32603
3/4	1	3	3/4	.060	32604	32605
3/4	1-5/8	4	3/4	–	32668	32669
3/4	1-5/8	4	3/4	.030	32583	32584
3/4	1-5/8	4	3/4	.060	32585	32586
3/4	3-1/4	6	3/4	.030	32571	–
3/4	3-1/4	6	3/4	.060	32688	–
1	1-1/2	4	1	–	32670	32671
1	1-1/2	4	1	.030	32587	32588
1	1-1/2	4	1	.060	32589	32590
1	2-5/8	6	1	.030	32572	–
1	2-5/8	6	1	.060	32689	–

TOLERANCES (inch)

DC = +0.0000/–0.0020
DCON = h_6
RE = +0.0000/–0.0020

- STEELS
- STAINLESS STEELS
- CAST IRON
- HIGH TEMP ALLOYS
- TITANIUM
- HARDENED STEELS

For patent information visit www.ksptpatents.com

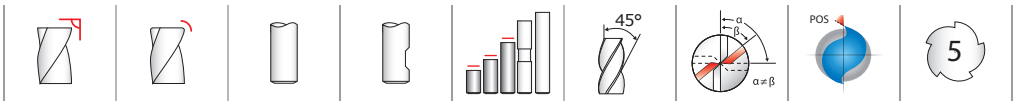

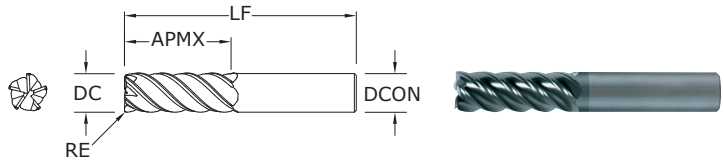

55M • 55MCR

METRIC SERIES

TOLERANCES (mm)

DC = +0,000/–0,050
DCON = h_6
RE = +0,000/–0,050

- STEELS
- STAINLESS STEELS
- CAST IRON
- HIGH TEMP ALLOYS
- TITANIUM
- HARDENED STEELS

For patent information visit www.ksptpatents.com

mm					EDP NO.	
CUTTING DIAMETER DC	LENGTH OF CUT APMX	OVERALL LENGTH LF	SHANK DIAMETER DCON	CORNER RADIUS RE	Ti-NAMITE-A (AlTiN)	Ti-NAMITE-A (AlTiN) W/FLAT
6,0	12,0	50,0	6,0	–	42606	–
6,0	12,0	50,0	6,0	0,5	42660	–
6,0	19,0	63,0	6,0	–	42607	–
6,0	19,0	63,0	6,0	0,25	42661	–
6,0	19,0	63,0	6,0	0,5	42662	–
6,0	19,0	63,0	6,0	1,0	42663	–
6,0	19,0	63,0	6,0	1,5	42664	–
6,0	25,0	75,0	6,0	–	42608	–
6,0	25,0	75,0	6,0	0,5	42665	–
8,0	12,0	50,0	8,0	–	42609	–
8,0	12,0	50,0	8,0	0,5	42666	–
8,0	20,0	63,0	8,0	–	42610	–
8,0	20,0	63,0	8,0	0,5	42667	–
8,0	20,0	63,0	8,0	1,0	42668	–
8,0	20,0	63,0	8,0	1,5	42669	–
8,0	20,0	63,0	8,0	2,0	42670	–
8,0	25,0	75,0	8,0	–	42611	–
8,0	25,0	75,0	8,0	0,5	42671	–
10,0	16,0	50,0	10,0	–	42612	–
10,0	16,0	50,0	10,0	0,5	42672	–
10,0	22,0	75,0	10,0	–	42622	42613
10,0	22,0	75,0	10,0	0,5	42673	–
10,0	22,0	75,0	10,0	1,0	42674	–
10,0	22,0	75,0	10,0	1,5	42675	–
10,0	22,0	75,0	10,0	2,0	42676	–
10,0	22,0	75,0	10,0	2,5	42677	–
10,0	38,0	100,0	10,0	–	42614	–
10,0	38,0	100,0	10,0	0,5	42678	–
12,0	19,0	63,0	12,0	–	42615	–
12,0	19,0	63,0	12,0	0,5	42679	–
12,0	25,0	75,0	12,0	–	42616	42623
12,0	25,0	75,0	12,0	0,5	42680	–

continued on next page

- Unequal indexing, high helix and an ideal rake and relief combination for unmatched finishing capability
- The choice when peak finish quality is the requirement
- Enhanced corner geometry with tight tolerance corner radii
- Recommended for materials ≤ 45 HRc (≤ 420 Bhn)

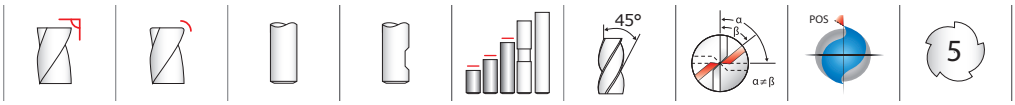

55M • 55MCR

METRIC SERIES

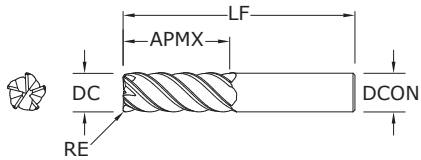

- Unequal indexing, high helix and an ideal rake and relief combination for unmatched finishing capability
- The choice when peak finish quality is the requirement
- Enhanced corner geometry with tight tolerance corner radii
- Recommended for materials ≤ 45 HRc (≤ 420 Bhn)

mm					EDP NO.	
CUTTING DIAMETER DC	LENGTH OF CUT APMX	OVERALL LENGTH LF	SHANK DIAMETER DCON	CORNER RADIUS RE	Ti-NAMITE-A (AlTiN)	Ti-NAMITE-A (AlTiN) W/FLAT
12,0	25,0	75,0	12,0	1,0	42681	–
12,0	25,0	75,0	12,0	1,5	42682	–
12,0	25,0	75,0	12,0	2,0	42683	–
12,0	25,0	75,0	12,0	2,5	42684	–
12,0	25,0	75,0	12,0	3,0	42685	–
12,0	50,0	100,0	12,0	–	42617	–
12,0	50,0	100,0	12,0	0,5	42686	–
12,0	50,0	100,0	12,0	3,0	42630	–
12,0	50,0	100,0	12,0	4,0	42631	–
16,0	32,0	89,0	16,0	–	42618	42624
16,0	32,0	89,0	16,0	1,0	42687	–
16,0	32,0	89,0	16,0	1,5	42688	–
16,0	32,0	89,0	16,0	2,0	42689	–
16,0	32,0	89,0	16,0	2,5	42690	–
16,0	32,0	89,0	16,0	3,0	42691	–
16,0	32,0	89,0	16,0	4,0	42692	–
16,0	50,0	100,0	16,0	–	42626	–
16,0	50,0	100,0	16,0	2,0	42656	–
16,0	50,0	100,0	16,0	2,5	42657	–
16,0	50,0	100,0	16,0	3,0	42658	–
16,0	50,0	100,0	16,0	4,0	42659	–
16,0	50,0	100,0	16,0	5,0	42628	–
16,0	75,0	150,0	16,0	–	42619	–
16,0	75,0	150,0	16,0	1,0	42693	–
16,0	75,0	150,0	16,0	3,0	42632	–
16,0	75,0	150,0	16,0	4,0	42633	–
20,0	38,0	100,0	20,0	–	42620	42625
20,0	38,0	100,0	20,0	1,0	42694	–
20,0	38,0	100,0	20,0	1,5	42695	–
20,0	38,0	100,0	20,0	2,0	42696	–
20,0	38,0	100,0	20,0	2,5	42697	–
20,0	38,0	100,0	20,0	3,0	42698	–
20,0	38,0	100,0	20,0	4,0	42699	–
20,0	38,0	100,0	20,0	5,0	42700	–

continued on next page

TOLERANCES (mm)

DC = +0,000/–0,050
DCON = h_6
RE = +0,000/–0,050

- STEELS
- STAINLESS STEELS
- CAST IRON
- HIGH TEMP ALLOYS
- TITANIUM
- HARDENED STEELS

For patent information visit www.ksptpatents.com

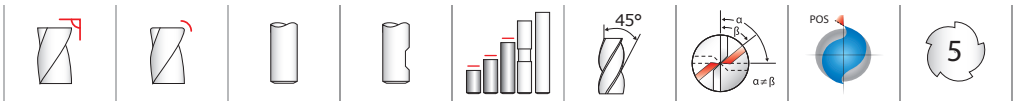

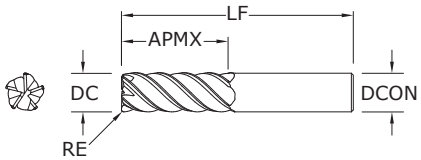

55M • 55MCR
METRIC SERIES

CONTINUED

TOLERANCES (mm)

DC = +0,000/–0,050
DCON = h_6
RE = +0,000/–0,050

- STEELS
- STAINLESS STEELS
- CAST IRON
- HIGH TEMP ALLOYS
- TITANIUM
- HARDENED STEELS

For patent information visit www.ksptpatents.com

mm					EDP NO.	
CUTTING DIAMETER DC	LENGTH OF CUT APMX	OVERALL LENGTH LF	SHANK DIAMETER DCON	CORNER RADIUS RE	Ti-NAMITE-A (AlTiN)	Ti-NAMITE-A (AlTiN) W/FLAT
20,0	38,0	100,0	20,0	6,0	42648	–
20,0	50,0	100,0	20,0	–	42627	–
20,0	50,0	100,0	20,0	2,0	42649	–
20,0	50,0	100,0	20,0	2,5	42650	–
20,0	50,0	100,0	20,0	3,0	42651	–
20,0	50,0	100,0	20,0	4,0	42652	–
20,0	50,0	100,0	20,0	5,0	42653	–
20,0	50,0	100,0	20,0	6,0	42654	–
20,0	75,0	150,0	20,0	–	42621	–
20,0	75,0	150,0	20,0	1,0	42701	–
20,0	75,0	150,0	20,0	2,0	42702	–
20,0	75,0	150,0	20,0	3,0	42703	–
20,0	75,0	150,0	20,0	4,0	42704	–
20,0	75,0	150,0	20,0	5,0	42705	–
20,0	75,0	150,0	20,0	6,0	42655	–

V-Carb

55B
FRACTIONAL SERIES

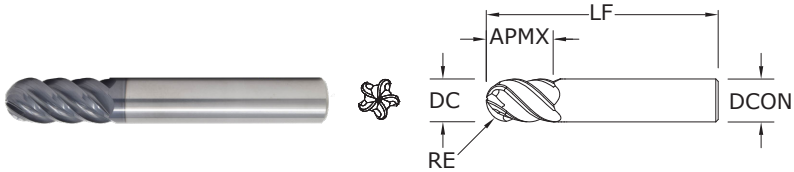

- Unequal indexing, high helix and an ideal rake and relief combination for unmatched finishing capability
- The choice when peak finish quality is the requirement
- Ball nose design ideal for finishing operations in complex workpieces
- Recommended for materials ≤ 45 HRc (≤ 420 Bhn)

inch				EDP NO.
CUTTING DIAMETER DC	LENGTH OF CUT APMX	OVERALL LENGTH LF	SHANK DIAMETER DCON	Ti-NAMITE-A (AlTiN)
1/4	3/4	2-1/2	1/4	32500
5/16	13/16	2-1/2	5/16	32501
3/8	1	2-1/2	3/8	32502
1/2	1-1/4	3	1/2	32503
5/8	1-5/8	3-1/2	5/8	32504
3/4	1-5/8	4	3/4	32505
1	1-1/2	4	1	32506

RE = 1/2 Cutting Diameter (DC)

TOLERANCES (inch)

DC = +0.0000/–0.0020
DCON = h_6
RE = +0.0005/–0.0010

- STEELS
- STAINLESS STEELS
- CAST IRON
- HIGH TEMP ALLOYS
- TITANIUM
- HARDENED STEELS

For patent information visit www.ksptpatents.com

55MB
METRIC SERIES

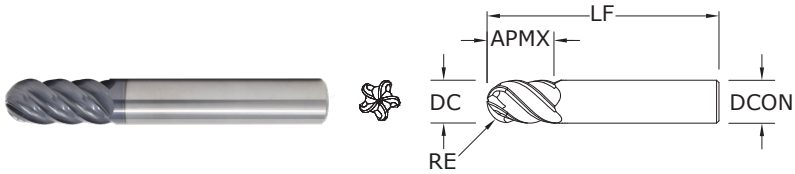

- Unequal indexing, high helix and an ideal rake and relief combination for unmatched finishing capability
- The choice when peak finish quality is the requirement
- Ball nose design ideal for finishing operations in complex workpieces
- Recommended for materials ≤ 45 HRc (≤ 420 Bhn)

mm				EDP NO.
CUTTING DIAMETER DC	LENGTH OF CUT APMX	OVERALL LENGTH LF	SHANK DIAMETER DCON	Ti-NAMITE-A (AlTiN)
6,0	13,0	57,0	6,0	42750
8,0	19,0	63,0	8,0	42751
10,0	22,0	72,0	10,0	42752
12,0	26,0	83,0	12,0	42753
16,0	32,0	92,0	16,0	42754
20,0	38,0	104,0	20,0	42755

RE = 1/2 Cutting Diameter (DC)

TOLERANCES (mm)

DC = +0,000/–0,050
DCON = h_6
RE = +0,000/–0,025

- STEELS
- STAINLESS STEELS
- CAST IRON
- HIGH TEMP ALLOYS
- TITANIUM
- HARDENED STEELS

For patent information visit www.ksptpatents.com

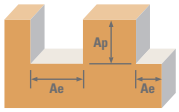

	Series 55, 55CR, 55B Fractional	Hardness		Ae x DC	Ap x DC	Vc (sfm)		DC • in 1/8	1/4	3/8	1/2	5/8	3/4	1
P	CARBON STEELS 1018, 1040, 1080, 1090, 10L50, 1140, 1212, 12L15, 1525, 1536	≤ 275 Bhn or ≤ 28 HRc	Profile	≤ 0.25	≤ 1.5	385	RPM	11766	5883	3922	2941	2353	1961	1471
						(308-462)	Fz	0.0004	0.0009	0.0017	0.0023	0.0029	0.0028	0.0032
							Feed (ipm)	20.6	26.5	33.3	33.8	34.1	27.5	23.5
			HSM	≤ 0.05	≤ 2	630	RPM	19253	9626	6418	4813	3851	3209	2407
						(504-756)	Fz	0.0007	0.0018	0.0034	0.0046	0.0057	0.0055	0.0064
							Feed (ipm)	67.4	86.6	109.1	110.7	109.7	88.2	77.0
	ALLOY STEELS 4140, 4150, 4320, 5120, 5150, 8630, 86L20, 50100	≤ 375 Bhn or ≤ 40 HRc	Profile	≤ 0.25	≤ 1.5	325	RPM	9932	4966	3311	2483	1986	1655	1242
						(260-390)	Fz	0.0003	0.0007	0.0013	0.0017	0.0022	0.0021	0.0024
							Feed (ipm)	12.9	17.4	21.5	21.1	21.9	17.4	14.9
			HSM	≤ 0.05	≤ 2	530	RPM	16197	8098	5399	4049	3239	2699	2025
						(424-636)	Fz	0.0005	0.0014	0.0026	0.0034	0.0043	0.0041	0.0048
							Feed (ipm)	42.1	56.7	70.2	68.8	69.6	55.3	48.6
M	STAINLESS STEELS (FREE MACHINING) 303, 416, 420F, 430F, 440F	≤ 275 Bhn or ≤ 28 HRc	Profile	≤ 0.25	≤ 1.5	370	RPM	11307	5654	3769	2827	2261	1885	1413
						(296-444)	Fz	0.0003	0.0007	0.0013	0.0017	0.0022	0.0023	0.0024
							Feed (ipm)	14.7	19.8	24.5	24.0	24.9	21.7	17.0
			HSM	≤ 0.05	≤ 2	560	RPM	17114	8557	5705	4278	3423	2852	2139
						(448-672)	Fz	0.0005	0.0014	0.0026	0.0034	0.0043	0.0044	0.0048
							Feed (ipm)	44.5	59.9	74.2	72.7	73.6	62.7	51.3
	STAINLESS STEELS (DIFFICULT) 304, 304L, 316, 316L	≤ 275 Bhn or ≤ 28 HRc	Profile	≤ 0.25	≤ 1.5	255	RPM	7793	3896	2598	1948	1559	1299	974
						(204-306)	Fz	0.0002	0.0006	0.0012	0.0016	0.0020	0.0021	0.0023
							Feed (ipm)	9.4	11.7	15.6	15.6	15.6	13.6	11.2
			HSM	≤ 0.05	≤ 2	385	RPM	11766	5883	3922	2941	2353	1961	1471
						(308-462)	Fz	0.0005	0.0013	0.0024	0.0032	0.0040	0.0041	0.0045
							Feed (ipm)	28.2	38.2	47.1	47.1	47.1	40.2	33.1
	STAINLESS STEELS (PH) 13-8 PH, 15-5 PH, 17-4 PH, Custom 450	≤ 325 Bhn or ≤ 35 HRc	Profile	≤ 0.25	≤ 1.5	235	RPM	7182	3591	2394	1795	1436	1197	898
						(188-282)	Fz	0.0002	0.0006	0.0010	0.0014	0.0017	0.0018	0.0019
							Feed (ipm)	7.5	10.8	12.0	12.6	12.2	10.8	8.5
			HSM	≤ 0.05	≤ 2	355	RPM	10849	5424	3616	2712	2170	1808	1356
						(284-426)	Fz	0.0004	0.0011	0.0021	0.0028	0.0034	0.0036	0.0039
							Feed (ipm)	22.2	29.8	38.0	38.0	36.9	32.5	26.4
K	CAST IRONS (LOW & MEDIUM ALLOY) Gray, Malleable, Ductile	≤ 220 Bhn or ≤ 19 HRc	Profile	≤ 0.25	≤ 1.5	470	RPM	14363	7182	4788	3591	2873	2394	1795
						(376-564)	Fz	0.0004	0.0009	0.0017	0.0023	0.0029	0.0030	0.0032
							Feed (ipm)	25.1	32.3	40.7	41.3	41.7	35.9	28.7
			HSM	≤ 0.05	≤ 2	705	RPM	21545	10772	7182	5386	4309	3591	2693
						(564-846)	Fz	0.0007	0.0018	0.0034	0.0046	0.0057	0.0059	0.0064
							Feed (ipm)	75.4	97.0	122.1	123.9	122.8	105.9	86.2

continued on next page

V-Carb

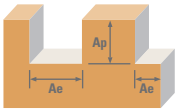

	Series 55, 55CR, 55B Fractional	Hardness		Ae x DC	Ap x DC	Vc (sfm)		DC • in 1/8	1/4	3/8	1/2	5/8	3/4	1
K	CAST IRONS (HIGH ALLOY) Gray, Malleable, Ductile	≤ 260 Bhn or ≤ 26 HRc	Profile	≤ 0.25	≤ 1.5	360	RPM	11002	5501	3667	2750	2200	1834	1375
						(288-432)	Fz	0.0003	0.0007	0.0013	0.0017	0.0022	0.0023	0.0024
							Feed (ipm)	14.3	19.3	23.8	23.4	24.2	21.1	16.5
			HSM	≤ 0.05	≤ 2	540	RPM	16502	8251	5501	4126	3300	2750	2063
						(432-648)	Fz	0.0005	0.0014	0.0026	0.0034	0.0043	0.0044	0.0048
							Feed (ipm)	42.9	57.8	71.5	70.1	71.0	60.5	49.5
S	SUPER ALLOYS (NICKEL, COBALT, IRON BASE) Inconel 601, 617, 625, Incoloy, Monel 400	≤ 300 Bhn or ≤ 32 HRc	Profile	≤ 0.25	≤ 1.5	70	RPM	2139	1070	713	535	428	357	267
						(56-84)	Fz	0.0002	0.0006	0.0010	0.0014	0.0017	0.0018	0.0019
							Feed (ipm)	2.2	3.2	3.6	3.7	3.6	3.2	2.5
			HSM	≤ 0.05	≤ 2	107	RPM	3270	1635	1090	817	654	545	409
						(86-128)	Fz	0.0004	0.0011	0.0021	0.0028	0.0034	0.0036	0.0039
							Feed (ipm)	6.7	9.0	11.4	11.4	11.1	9.8	8.0
	SUPER ALLOYS (NICKEL, COBALT, IRON BASE) Inconel 718, X-750, Incoloy, Waspaloy, Hastelloy, Rene	≤ 400 Bhn or ≤ 43 HRc	Profile	≤ 0.25	≤ 1.5	55	RPM	1681	840	560	420	336	280	210
						(44-66)	Fz	0.0002	0.0004	0.0008	0.0010	0.0013	0.0014	0.0015
							Feed (ipm)	1.3	1.7	2.2	2.1	2.2	2.0	1.6
			HSM	≤ 0.05	≤ 2	85	RPM	2598	1299	866	649	520	433	325
						(68-102)	Fz	0.0003	0.0008	0.0015	0.0021	0.0026	0.0027	0.0029
							Feed (ipm)	4.0	5.2	6.5	6.8	6.8	5.8	4.7
	TITANIUM ALLOYS Pure Titanium, Ti6Al4V, Ti6Al2Sn4Zr2Mo, Ti4Al4Mo2Sn0.5Si	≤ 350 Bhn or ≤ 38 HRc	Profile	≤ 0.25	≤ 1.5	235	RPM	7182	3591	2394	1795	1436	1197	898
						(188-282)	Fz	0.0002	0.0006	0.0012	0.0016	0.0020	0.0021	0.0023
							Feed (ipm)	7.2	10.8	14.4	14.4	14.4	12.6	10.3
			HSM	≤ 0.05	≤ 2	390	RPM	11918	5959	3973	2980	2384	1986	1490
						(312-468)	Fz	0.0005	0.0013	0.0024	0.0032	0.0040	0.0041	0.0045
							Feed (ipm)	29.8	38.7	47.7	47.7	47.7	40.7	33.5
	TITANIUM ALLOYS (DIFFICULT) Ti10Al2Fe3Al, Ti5Al5V5Mo3Cr, Ti7Al4Mo, Ti3Al8V6Cr4Zr4Mo, Ti6Al6V6Sn, Ti15V3 Cr3Sn3Al	≤ 440 Bhn or ≤ 47 HRc	Profile	≤ 0.25	≤ 1.5	85	RPM	2598	1299	866	649	520	433	325
						(68-102)	Fz	0.0002	0.0006	0.0012	0.0016	0.0020	0.0021	0.0023
							Feed (ipm)	2.6	3.9	5.2	5.2	5.2	4.5	3.7
			HSM	≤ 0.05	≤ 2	140	RPM	4278	2139	1426	1070	856	713	535
						(112-168)	Fz	0.0005	0.0013	0.0024	0.0032	0.0040	0.0042	0.0045
							Feed (ipm)	10.7	13.9	17.1	17.1	17.1	15.0	12.0
H	TOOL STEELS A2, D2, H13, L2, M2, P20, S7, T15, W2	≤ 375 Bhn or ≤ 40 HRc	Profile	≤ 0.25	≤ 1.5	175	RPM	5348	2674	1783	1337	1070	891	669
						(140-210)	Fz	0.0002	0.0005	0.0010	0.0013	0.0016	0.0017	0.0018
							Feed (ipm)	5.3	6.7	8.9	8.7	8.6	7.6	6.0
			HSM	≤ 0.05	≤ 2	290	RPM	8862	4431	2954	2216	1772	1477	1108
						(232-348)	Fz	0.0004	0.0010	0.0019	0.0025	0.0032	0.0033	0.0035
							Feed (ipm)	17.7	22.2	28.1	27.7	28.4	24.4	19.4

Bhn (Brinell) HRc (Rockwell C) HSM (High Speed Machining)
rpm = Vc x 3.82 / DC
ipm = Fz x 5 x rpm
reduce speed and feed for materials harder than listed
reduce feed and Ae when finish milling (.02 x DC maximum)
reduce Ap to 1 x DC (maximum) when profile milling with long or extra long flute length tools
feed rates listed have chip thinning adjustments included where applicable
refer to the SGS Tool Wizard® for complete technical information (www.kyocera-sgstool.com)

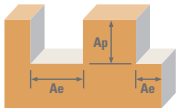

	Series 55M, 55MCR, 55MB Metric	Hardness		Ae x DC	Ap x DC	Vc (m/min)		DC • mm 6	8	10	12	16	20
P	CARBON STEELS 1018, 1040, 1080, 1090, 10L50, 1140, 1212, 12L15, 1525, 1536	≤ 275 Bhn or ≤ 28 HRc	Profile	≤ 0.25	≤ 1.5	117	RPM	6220	4665	3732	3110	2333	1866
						(94-141)	Fz	0.022	0.036	0.061	0.070	0.072	0.085
							Feed (mm/min)	672	846	1145	1082	836	796
			HSM	≤ 0.05	≤ 2	192	RPM	10179	7634	6107	5089	3817	3054
						(154-230)	Fz	0.043	0.073	0.123	0.137	0.141	0.154
							Feed (mm/min)	2198	2769	3746	3481	2687	2345
	ALLOY STEELS 4140, 4150, 4320, 5120, 5150, 8630, 86L20, 50100	≤ 375 Bhn or ≤ 40 HRc	Profile	≤ 0.25	≤ 1.5	99	RPM	5251	3938	3151	2626	1969	1575
						(79-119)	Fz	0.017	0.028	0.045	0.053	0.054	0.064
							Feed (mm/min)	441	546	571	693	529	504
			HSM	≤ 0.05	≤ 2	162	RPM	8563	6422	5138	4282	3211	2569
						(129-194)	Fz	0.034	0.055	0.091	0.103	0.105	0.128
							Feed (mm/min)	1438	1781	2329	2209	1685	1644
M	STAINLESS STEELS (FREE MACHINING) 303, 416, 420F, 430F, 440F	≤ 275 Bhn or ≤ 28 HRc	Profile	≤ 0.25	≤ 1.5	113	RPM	5978	4484	3587	2989	2242	1793
						(90-135)	Fz	0.017	0.028	0.045	0.053	0.059	0.064
							Feed (mm/min)	502	622	813	789	660	574
			HSM	≤ 0.05	≤ 2	171	RPM	9048	6786	5429	4524	3393	2714
						(137-205)	Fz	0.034	0.055	0.091	0.103	0.113	0.128
							Feed (mm/min)	1520	1882	2461	2334	1911	1737
	STAINLESS STEELS (DIFFICULT) 304, 304L, 316, 316L	≤ 275 Bhn or ≤ 28 HRc	Profile	≤ 0.25	≤ 1.5	78	RPM	4120	3090	2472	2060	1545	1236
						(62-93)	Fz	0.014	0.026	0.043	0.048	0.054	0.061
							Feed (mm/min)	297	396	527	494	415	379
			HSM	≤ 0.05	≤ 2	117	RPM	6220	4665	3732	3110	2333	1866
						(94-141)	Fz	0.031	0.051	0.085	0.096	0.105	0.120
							Feed (mm/min)	970	1194	1592	1493	1224	1120
	STAINLESS STEELS (PH) 13-8 PH, 15-5 PH, 17-4 PH, Custom 450	≤ 325 Bhn or ≤ 35 HRc	Profile	≤ 0.25	≤ 1.5	72	RPM	3797	2848	2278	1898	1424	1139
						(57-86)	Fz	0.014	0.021	0.037	0.041	0.046	0.051
							Feed (mm/min)	273	304	425	387	328	289
			HSM	≤ 0.05	≤ 2	108	RPM	5736	4302	3441	2868	2151	1721
						(87-130)	Fz	0.026	0.045	0.075	0.082	0.092	0.104
							Feed (mm/min)	757	964	1285	1170	991	895

continued on next page

V-Carb

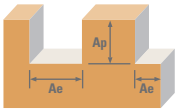

	Series 55M, 55MCR, 55MB Metric	Hardness		Ae x DC	Ap x DC	Vc (m/min)		DC • mm 6	8	10	12	16	20
K	CAST IRONS (LOW & MEDIUM ALLOY) Gray, Malleable, Ductile	≤ 220 Bhn or ≤ 19 HRc	Profile	≤ 0.25	≤ 1.5	143	RPM	7594	5695	4556	3797	2848	2278
						(115-172)	Fz	0.022	0.036	0.061	0.070	0.077	0.085
							Feed (mm/min)	820	1033	1397	1321	1093	972
			HSM	≤ 0.05	≤ 2	215	RPM	11391	8543	6834	5695	4271	3417
						(172-258)	Fz	0.043	0.073	0.123	0.137	0.151	0.171
							Feed (mm/min)	2460	3099	4192	3895	3226	2916
	CAST IRONS (HIGH ALLOY) Gray, Malleable, Ductile	≤ 260 Bhn or ≤ 26 HRc	Profile	≤ 0.25	≤ 1.5	110	RPM	5816	4362	3490	2908	2181	1745
						(88-132)	Fz	0.017	0.028	0.045	0.053	0.059	0.064
							Feed (mm/min)	489	605	791	768	642	558
			HSM	≤ 0.05	≤ 2	165	RPM	8725	6544	5235	4362	3272	2617
						(132-198)	Fz	0.034	0.055	0.091	0.103	0.113	0.128
							Feed (mm/min)	1466	1815	2373	2251	1843	1675
S	SUPER ALLOYS (NICKEL, COBALT, IRON BASE) Inconel 601, 617, 625, Incoloy, Monel 400	≤ 300 Bhn or ≤ 32 HRc	Profile	≤ 0.25	≤ 1.5	21	RPM	1131	848	679	565	424	339
						(17-26)	Fz	0.014	0.021	0.037	0.041	0.046	0.051
							Feed (mm/min)	81	90	127	115	98	86
			HSM	≤ 0.05	≤ 2	33	RPM	1729	1297	1037	864	648	519
						(26-39)	Fz	0.026	0.045	0.075	0.082	0.092	0.104
							Feed (mm/min)	228	290	387	353	299	270
	SUPER ALLOYS (NICKEL, COBALT, IRON BASE) Inconel 718, X-750, Incoloy, Waspaloy, Hastelloy, Rene	≤ 400 Bhn or ≤ 43 HRc	Profile	≤ 0.25	≤ 1.5	17	RPM	889	666	533	444	333	267
						(13-20)	Fz	0.010	0.017	0.027	0.031	0.036	0.040
							Feed (mm/min)	43	57	71	69	60	53
			HSM	≤ 0.05	≤ 2	26	RPM	1373	1030	824	687	515	412
						(21-31)	Fz	0.019	0.032	0.056	0.062	0.069	0.077
							Feed (mm/min)	132	165	231	214	178	159

continued on next page

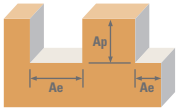

	Series 55M, 55MCR, 55MB Metric	Hardness		Ae x DC	Ap x DC	Vc (m/min)		DC • mm 6	8	10	12	16	20
S	**TITANIUM ALLOYS** Pure Titanium, Ti6Al4V, Ti6Al2Sn4Zr2Mo, Ti4Al4Mo2Sn0.5Si	≤ 350 Bhn or ≤ 38 HRc	Profile	≤ 0.25	≤ 1.5	72	RPM	3797	2848	2278	1898	1424	1139
						(57-86)	Fz	0.014	0.026	0.043	0.048	0.054	0.061
							Feed (mm/min)	273	365	486	456	383	349
			HSM	≤ 0.05	≤ 2	119	RPM	6301	4726	3781	3151	2363	1890
						(95-143)	Fz	0.031	0.051	0.085	0.096	0.105	0.120
							Feed (mm/min)	983	1210	1613	1512	1240	1134
	TITANIUM ALLOYS (DIFFICULT) Ti10Al2Fe3Al, Ti5Al5V5Mo3Cr, Ti7Al4Mo, Ti3Al8V6Cr4Zr4Mo, Ti6Al6V6Sn, Ti15V3 Cr3Sn3Al	≤ 440 Bhn or ≤ 47 HRc	Profile	≤ 0.25	≤ 1.5	26	RPM	1373	1030	824	687	515	412
						(21-31)	Fz	0.014	0.026	0.043	0.048	0.054	0.061
							Feed (mm/min)	99	132	176	165	138	126
			HSM	≤ 0.05	≤ 2	43	RPM	2262	1696	1357	1131	848	679
						(34-51)	Fz	0.031	0.051	0.085	0.096	0.108	0.120
							Feed (mm/min)	353	434	579	543	456	407
H	**TOOL STEELS** A2, D2, H13, L2, M2, P20, S7, T15, W2	≤ 375 Bhn or ≤ 40 HRc	Profile	≤ 0.25	≤ 1.5	53	RPM	2827	2121	1696	1414	1060	848
						(43-64)	Fz	0.012	0.021	0.035	0.038	0.044	0.048
							Feed (mm/min)	170	226	294	271	231	204
			HSM	≤ 0.05	≤ 2	88	RPM	4686	3514	2811	2343	1757	1406
						(71-106)	Fz	0.024	0.041	0.067	0.077	0.084	0.093
							Feed (mm/min)	562	712	937	900	742	656

Bhn (Brinell) HRc (Rockwell C) HSM (High Speed Machining)
rpm = (Vc x 1000) / (DC x 3.14)
mm/min = Fz x 5 x rpm
reduce speed and feed for materials harder than listed
reduce feed and Ae when finish milling (.02 x DC maximum)
reduce Ap to 1 x DC (maximum) when profile milling with long or extra long flute length tools
feed rates listed have chip thinning adjustments included where applicable
refer to the SGS Tool Wizard® for complete technical information (www.kyocera-sgstool.com)

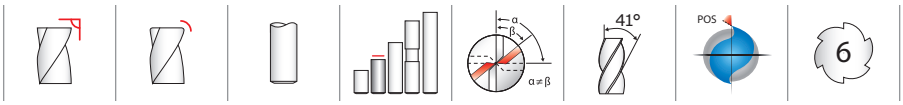

51 • 51CR

FRACTIONAL SERIES

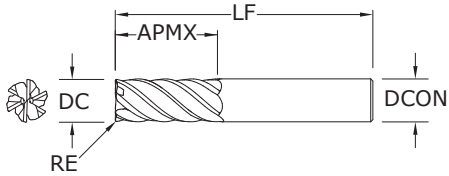

- Engineered for High Speed Milling using Trochoidal and Peel Milling techniques
- Eccentric relief provides superior strength and smoother surface finish
- Enhanced corner geometry with tight tolerance corner radii
- Recommended for materials ≤ 45 HRc (≤ 420 Bhn)

inch					EDP NO.
CUTTING DIAMETER DC	LENGTH OF CUT APMX	OVERALL LENGTH LF	SHANK DIAMETER DCON	CORNER RADIUS RE	TI-NAMITE-X (TX)
1/4	3/4	2-1/2	1/4	–	35100
1/4	3/4	2-1/2	1/4	.015	35112
1/4	3/4	2-1/2	1/4	.030	35150
3/8	1	2-1/2	3/8	–	35101
3/8	1	2-1/2	3/8	.015	35113
3/8	1	2-1/2	3/8	.030	35114
1/2	1-1/4	3	1/2	–	35102
1/2	1-1/4	3	1/2	.015	35151
1/2	1-1/4	3	1/2	.030	35115
1/2	1-1/4	3	1/2	.060	35152
1/2	1-1/4	3	1/2	.090	35116
1/2	1-1/4	3	1/2	.120	35117
5/8	1-5/8	3-1/2	5/8	–	35103
5/8	1-5/8	3-1/2	5/8	.015	35153
5/8	1-5/8	3-1/2	5/8	.030	35118
5/8	1-5/8	3-1/2	5/8	.060	35154
5/8	1-5/8	3-1/2	5/8	.090	35119
5/8	1-5/8	3-1/2	5/8	.120	35120
5/8	1-5/8	3-1/2	5/8	.190	35155
3/4	1-5/8	4	3/4	–	35104
3/4	1-5/8	4	3/4	.030	35121
3/4	1-5/8	4	3/4	.060	35156
3/4	1-5/8	4	3/4	.090	35122
3/4	1-5/8	4	3/4	.120	35123
3/4	1-5/8	4	3/4	.190	35157
3/4	1-5/8	4	3/4	.250	35158
1	2-5/8	6	1	–	35105
1	2-5/8	6	1	.030	35124
1	2-5/8	6	1	.060	35159
1	2-5/8	6	1	.090	35125
1	2-5/8	6	1	.120	35126
1	2-5/8	6	1	.190	35160
1	2-5/8	6	1	.250	35161

TOLERANCES (inch)

DC = +0.0000/–0.0020
DCON = h_6
RE = +0.0000/–0.0020

- STEELS
- STAINLESS STEELS
- CAST IRON
- HIGH TEMP ALLOYS
- HARDENED STEELS

For patent information visit www.ksptpatents.com

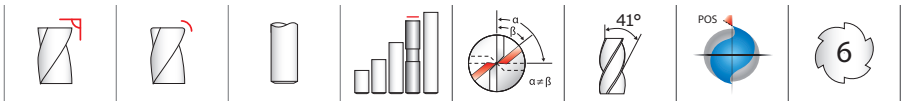

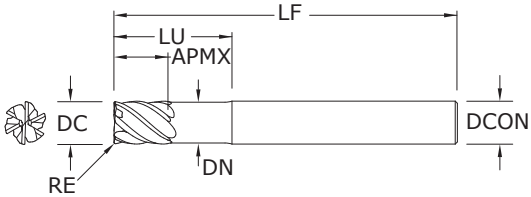

51L • 51LC

FRACTIONAL SERIES

TOLERANCES (inch)

DC = +0.0000/–0.0020
DCON = h_6
RE = +0.0000/–0.0020

- STEELS
- STAINLESS STEELS
- HIGH TEMP ALLOYS
- TITANIUM
- HARDENED STEELS

For patent information visit www.ksptpatents.com

inch							EDP NO.
CUTTING DIAMETER DC	LENGTH OF CUT APMX	OVERALL LENGTH LF	SHANK DIAMETER DCON	REACH LU	NECK DIAMETER DN	CORNER RADIUS RE	TI-NAMITE-X (TX)
1/4	3/8	4	1/4	1-1/8	.237	–	35106
1/4	3/8	4	1/4	1-1/8	.237	.015	35127
1/4	3/8	4	1/4	1-1/8	.237	.030	35180
3/8	1/2	4	3/8	2-1/8	.356	–	35107
3/8	1/2	4	3/8	2-1/8	.356	.015	35128
3/8	1/2	4	3/8	2-1/8	.356	.030	35129
1/2	5/8	4	1/2	2-1/4	.475	–	35108
1/2	5/8	4	1/2	2-1/4	.475	.015	35181
1/2	5/8	4	1/2	2-1/4	.475	.030	35130
1/2	5/8	4	1/2	2-1/4	.475	.060	35182
1/2	5/8	4	1/2	2-1/4	.475	.090	35131
1/2	5/8	4	1/2	2-1/4	.475	.120	35132
5/8	3/4	5	5/8	2-1/2	.594	–	35109
5/8	3/4	5	5/8	2-1/2	.594	.015	35183
5/8	3/4	5	5/8	2-1/2	.594	.030	35133
5/8	3/4	5	5/8	2-1/2	.594	.060	35184
5/8	3/4	5	5/8	2-1/2	.594	.090	35134
5/8	3/4	5	5/8	2-1/2	.594	.120	35135
5/8	3/4	5	5/8	2-1/2	.594	.190	35185
3/4	1	6	3/4	3-3/8	.712	–	35110
3/4	1	6	3/4	3-3/8	.712	.030	35136
3/4	1	6	3/4	3-3/8	.712	.060	35186
3/4	1	6	3/4	3-3/8	.712	.090	35137
3/4	1	6	3/4	3-3/8	.712	.120	35138
3/4	1	6	3/4	3-3/8	.712	.190	35187
3/4	1	6	3/4	3-3/8	.712	.250	35188
1	1-1/4	6	1	3-3/8	.950	–	35111
1	1-1/4	6	1	3-3/8	.950	.030	35139
1	1-1/4	6	1	3-3/8	.950	.060	35189
1	1-1/4	6	1	3-3/8	.950	.090	35140
1	1-1/4	6	1	3-3/8	.950	.120	35141
1	1-1/4	6	1	3-3/8	.950	.190	35190
1	1-1/4	6	1	3-3/8	.950	.250	35191

- Engineered for High Speed Milling using Trochoidal and Peel Milling techniques
- Eccentric relief provides superior strength and smoother surface finish
- Necked design with blended diameter transitions provide clearance to reach
- Enhanced corner geometry with tight tolerance corner radii
- Recommended for materials ≤ 45 HRc (≤ 420 Bhn)

T-Carb®

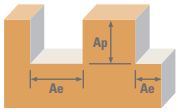

	Series 51, 51CR, 51L, 51LC Fractional	Hardness		Ae x DC	Ap x DC	Vc (sfm)		DC • in 1/4	3/8	1/2	5/8	3/4	1
P	CARBON STEELS 1018, 1040, 1080, 1090, 10L50, 1140, 1212, 12L15, 1525, 1536	≤ 275 Bhn or ≤ 28 HRc	Profile	≤ 0.1	≤ 1	720	RPM	11002	7334	5501	4401	3667	2750
						(576-864)	Fz	0.0020	0.0035	0.0050	0.0055	0.0061	0.0071
							Feed (ipm)	132	154	165	145	134	117
			HSM	≤ 0.05	≤ 2	915	RPM	13981	9321	6991	5592	4660	3495
						(732-1098)	Fz	0.0028	0.0053	0.0070	0.0077	0.0085	0.0100
							Feed (ipm)	235	296	294	258	238	210
	ALLOY STEELS 4140, 4150, 4320, 5120, 5150, 8630, 86L20, 50100	≤ 375 Bhn or ≤ 40 HRc	Profile	≤ 0.1	≤ 1	490	RPM	7487	4991	3744	2995	2496	1872
						(392-588)	Fz	0.0015	0.0029	0.0038	0.0042	0.0046	0.0054
							Feed (ipm)	67	87	85	75	69	61
			HSM	≤ 0.05	≤ 2	620	RPM	9474	6316	4737	3789	3158	2368
						(496-744)	Fz	0.0021	0.0039	0.0052	0.0057	0.0062	0.0073
							Feed (ipm)	119	148	148	130	117	104
M	STAINLESS STEELS (FREE MACHINING) 303, 416, 420F, 430F, 440F	≤ 275 Bhn or ≤ 28 HRc	Profile	≤ 0.1	≤ 1	510	RPM	7793	5195	3896	3117	2598	1948
						(459-561)	Fz	0.0015	0.0028	0.0038	0.0041	0.0045	0.0053
							Feed (ipm)	70	87	89	77	70	62
			HSM	≤ 0.05	≤ 2	650	RPM	9932	6621	4966	3973	3311	2483
						(585-715)	Fz	0.0021	0.0038	0.0051	0.0056	0.0061	0.0072
							Feed (ipm)	125	151	152	133	121	107
	STAINLESS STEELS (DIFFICULT) 304, 304L, 316, 316L	≤ 275 Bhn or ≤ 28 HRc	Profile	≤ 0.1	≤ 1	350	RPM	5348	3565	2674	2139	1783	1337
						(315-385)	Fz	0.0012	0.0023	0.0030	0.0033	0.0036	0.0042
							Feed (ipm)	39	49	48	42	39	34
			HSM	≤ 0.05	≤ 2	450	RPM	6876	4584	3438	2750	2292	1719
						(405-495)	Fz	0.0017	0.0032	0.0042	0.0046	0.0050	0.0059
							Feed (ipm)	70	88	87	76	69	61
	STAINLESS STEELS (PH) 13-8 PH, 15-5 PH, 17-4 PH, Custom 450	≤ 325 Bhn or ≤ 35 HRc	Profile	≤ 0.1	≤ 1	325	RPM	4966	3311	2483	1986	1655	1242
						(293-358)	Fz	0.0012	0.0023	0.0030	0.0033	0.0036	0.0042
							Feed (ipm)	36	46	45	39	36	31
			HSM	≤ 0.05	≤ 2	410	RPM	6265	4177	3132	2506	2088	1566
						(369-451)	Fz	0.0017	0.0032	0.0042	0.0046	0.0050	0.0059
							Feed (ipm)	64	80	79	69	63	55

continued on next page

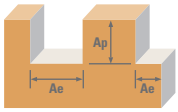

	Series 51, 51CR, 51L, 51LC Fractional	Hardness		Ae x DC	Ap x DC	Vc (sfm)		DC • in 1/4	3/8	1/2	5/8	3/4	1
S	SUPER ALLOYS (NICKEL, COBALT, IRON BASE) Inconel 601, 617, 625, Incoloy, Monel 400	≤ 300 Bhn or ≤ 32 HRc	Profile	≤ 0.1	≤ 1	105	RPM	1604	1070	802	642	535	401
						(84-126)	Fz	0.0014	0.0027	0.0036	0.0039	0.0043	0.0050
							Feed (ipm)	13	17	17	15	14	12
			HSM	≤ 0.05	≤ 2	130	RPM	1986	1324	993	795	662	497
						(104-156)	Fz	0.0016	0.0036	0.0048	0.0053	0.0058	0.0067
							Feed (ipm)	19	29	29	25	23	20
	SUPER ALLOYS (NICKEL, COBALT, IRON BASE) Inconel 718, X-750, Incoloy, Waspaloy, Hastelloy, Rene	≤ 400 Bhn or ≤ 43 HRc	Profile	≤ 0.1	≤ 1	80	RPM	1222	815	611	489	407	306
						(64-96)	Fz	0.0010	0.0018	0.0025	0.0027	0.0029	0.0034
							Feed (ipm)	7	9	9	8	7	6
			HSM	≤ 0.05	≤ 2	100	RPM	1528	1019	764	611	509	382
						(80-120)	Fz	0.0013	0.0025	0.0034	0.0037	0.0041	0.0047
							Feed (ipm)	12	15	16	14	13	11
	TITANIUM ALLOYS Pure Titanium, Ti6Al4V, Ti6Al2Sn4Zr2Mo, Ti4Al4Mo2Sn0.5Si	≤ 350 Bhn or ≤ 38 HRc	Profile	≤ 0.1	≤ 1	280	RPM	4278	2852	2139	1711	1426	1070
						(224-336)	Fz	0.0010	0.0018	0.0025	0.0027	0.0029	0.0034
							Feed (ipm)	26	31	32	28	25	22
			HSM	≤ 0.05	≤ 2	355	RPM	5424	3616	2712	2170	1808	1356
						(284-426)	Fz	0.0013	0.0025	0.0034	0.0037	0.0041	0.0047
							Feed (ipm)	42	54	55	48	44	38
	TITANIUM ALLOYS (DIFFICULT) Ti10Al2Fe3Al, Ti5Al5V5Mo3Cr, Ti7Al4Mo, Ti3Al8V6Cr4Zr4Mo, Ti6Al6V6Sn, Ti15V3 Cr3Sn3Al	≤ 440 Bhn or ≤ 47 HRc	Profile	≤ 0.1	≤ 1	155	RPM	2368	1579	1184	947	789	592
						(124-186)	Fz	0.0010	0.0018	0.0025	0.0027	0.0029	0.0034
							Feed (ipm)	14	17	18	15	14	12
			HSM	≤ 0.05	≤ 2	200	RPM	3056	2037	1528	1222	1019	764
						(160-240)	Fz	0.0013	0.0025	0.0034	0.0037	0.0041	0.0047
							Feed (ipm)	24	31	31	27	25	22
H	TOOL STEELS A2, D2, H13, L2, M2, P20, S7, T15, W2	≤ 375 Bhn or ≤ 40 HRc	Profile	≤ 0.1	≤ 1	240	RPM	3667	2445	1834	1467	1222	917
						(192-288)	Fz	0.0012	0.0023	0.0030	0.0034	0.0037	0.0043
							Feed (ipm)	26	34	33	30	27	24
			HSM	≤ 0.05	≤ 2	305	RPM	4660	3107	2330	1864	1553	1165
						(244-366)	Fz	0.0017	0.0032	0.0042	0.0046	0.0050	0.0059
							Feed (ipm)	48	60	59	51	47	41

Bhn (Brinell) HRc (Rockwell C) HSM (High Speed Machining)
rpm = Vc x 3.82 / DC
ipm = Fz x 6 x rpm
reduce speed and feed for materials harder than listed
reduce feed and Ae when finish milling (.02 x DC maximum)
feed rates listed have chip thinning adjustments included where applicable
refer to the SGS Tool Wizard® for complete technical information (www.kyocera-sgstool.com)

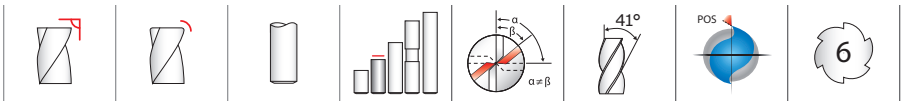

51M • 51MCR

METRIC SERIES

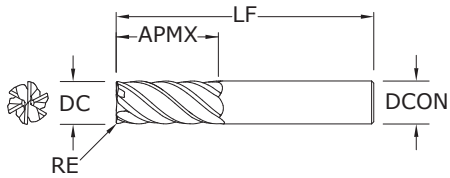

- Engineered for High Speed Milling using Trochoidal and Peel Milling techniques
- Eccentric relief provides superior strength and smoother surface finish
- Enhanced corner geometry with tight tolerance corner radii
- Recommended for materials ≤ 45 HRc (≤ 420 Bhn)

mm					EDP NO.
CUTTING DIAMETER DC	LENGTH OF CUT APMX	OVERALL LENGTH LF	SHANK DIAMETER DCON	CORNER RADIUS RE	TI-NAMITE-X (TX)
6,0	19,0	63,0	6,0	–	45100
6,0	19,0	63,0	6,0	0,5	45112
6,0	19,0	63,0	6,0	1,0	45170
6,0	19,0	63,0	6,0	1,5	45171
8,0	20,0	63,0	8,0	–	45101
8,0	20,0	63,0	8,0	0,5	45113
8,0	20,0	63,0	8,0	1,0	45114
8,0	20,0	63,0	8,0	1,2	45150
8,0	20,0	63,0	8,0	1,5	45172
8,0	20,0	63,0	8,0	2,0	45173
10,0	22,0	75,0	10,0	–	45102
10,0	22,0	75,0	10,0	0,5	45174
10,0	22,0	75,0	10,0	1,0	45115
10,0	22,0	75,0	10,0	1,5	45116
10,0	22,0	75,0	10,0	2,0	45117
10,0	22,0	75,0	10,0	2,5	45175
12,0	26,0	83,0	12,0	–	45103
12,0	26,0	83,0	12,0	0,5	45176
12,0	26,0	83,0	12,0	0,76	45177
12,0	26,0	83,0	12,0	1,0	45118
12,0	26,0	83,0	12,0	1,5	45119
12,0	26,0	83,0	12,0	2,0	45120
12,0	26,0	83,0	12,0	2,5	45178
12,0	26,0	83,0	12,0	3,0	45179
16,0	32,0	92,0	16,0	–	45104
16,0	32,0	92,0	16,0	1,0	45121
16,0	32,0	92,0	16,0	1,5	45122
16,0	32,0	92,0	16,0	2,0	45123
16,0	32,0	92,0	16,0	2,5	45180
16,0	32,0	92,0	16,0	3,0	45181
16,0	32,0	92,0	16,0	4,0	45182
20,0	38,0	104,0	20,0	–	45105
20,0	38,0	104,0	20,0	1,0	45124
20,0	38,0	104,0	20,0	1,5	45125
20,0	38,0	104,0	20,0	2,0	45126
20,0	38,0	104,0	20,0	2,5	45183
20,0	38,0	104,0	20,0	3,0	45184
20,0	38,0	104,0	20,0	4,0	45185
20,0	38,0	104,0	20,0	5,0	45186

TOLERANCES (mm)

DC = +0,000/–0,050
DCON = h_6
RE = +0,000/–0,050

- STEELS
- STAINLESS STEELS
- HIGH TEMP ALLOYS
- TITANIUM
- HARDENED STEELS

For patent information visit www.ksptpatents.com

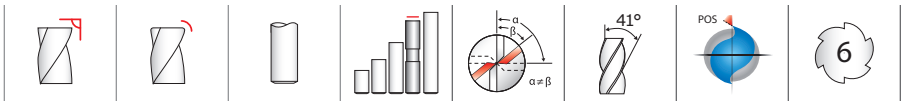

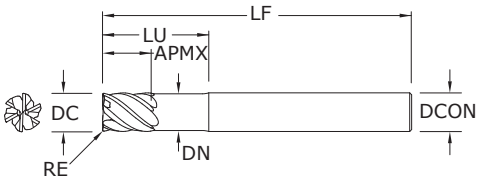

51ML • 51MLC

METRIC SERIES

TOLERANCES (mm)

DC = +0,000/–0,050
DCON = h_6
RE = +0,000/–0,050

- STEELS
- STAINLESS STEELS
- HIGH TEMP ALLOYS
- TITANIUM
- HARDENED STEELS

For patent information visit www.ksptpatents.com

mm							EDP NO.
CUTTING DIAMETER DC	LENGTH OF CUT APMX	OVERALL LENGTH LF	SHANK DIAMETER DCON	REACH LU	NECK DIAMETER DN	CORNER RADIUS RE	TI-NAMITE-X (TX)
6,0	8,0	75,0	6,0	32,0	5,69	–	45106
6,0	8,0	75,0	6,0	32,0	5,69	0,5	45127
6,0	8,0	75,0	6,0	32,0	5,69	1,0	45187
6,0	8,0	75,0	6,0	32,0	5,69	1,5	45188
8,0	10,0	75,0	8,0	32,0	7,59	–	45107
8,0	10,0	75,0	8,0	32,0	7,59	0,5	45128
8,0	10,0	75,0	8,0	32,0	7,59	1,0	45129
8,0	10,0	75,0	8,0	32,0	7,59	1,5	45189
8,0	10,0	75,0	8,0	32,0	7,59	2,0	45190
10,0	12,0	100,0	10,0	40,0	9,50	–	45108
10,0	12,0	100,0	10,0	40,0	9,50	0,5	45191
10,0	12,0	100,0	10,0	40,0	9,50	1,0	45130
10,0	12,0	100,0	10,0	40,0	9,50	1,5	45131
10,0	12,0	100,0	10,0	40,0	9,50	2,0	45132
10,0	12,0	100,0	10,0	40,0	9,50	2,5	45192
12,0	15,0	100,0	12,0	48,0	11,38	–	45109
12,0	15,0	100,0	12,0	48,0	11,38	0,5	45193
12,0	15,0	100,0	12,0	48,0	11,38	0,76	45194
12,0	15,0	100,0	12,0	48,0	11,38	1,0	45133
12,0	15,0	100,0	12,0	48,0	11,38	1,5	45134
12,0	15,0	100,0	12,0	48,0	11,38	2,0	45135
12,0	15,0	100,0	12,0	48,0	11,38	2,5	45195
12,0	15,0	100,0	12,0	48,0	11,38	3,0	45196
16,0	20,0	115,0	16,0	65,0	15,19	–	45110
16,0	20,0	115,0	16,0	65,0	15,19	1,0	45136
16,0	20,0	115,0	16,0	65,0	15,19	1,5	45137
16,0	20,0	115,0	16,0	65,0	15,19	2,0	45138
16,0	20,0	115,0	16,0	65,0	15,19	2,5	45197
16,0	20,0	115,0	16,0	65,0	15,19	3,0	45198
16,0	20,0	115,0	16,0	65,0	15,19	4,0	45199
20,0	24,0	150,0	20,0	80,0	19,00	–	45111
20,0	24,0	150,0	20,0	80,0	19,00	1,0	45139
20,0	24,0	150,0	20,0	80,0	19,00	1,5	45140
20,0	24,0	150,0	20,0	80,0	19,00	2,0	45141
20,0	24,0	150,0	20,0	80,0	19,00	2,5	45200
20,0	24,0	150,0	20,0	80,0	19,00	3,0	45201
20,0	24,0	150,0	20,0	80,0	19,00	4,0	45202
20,0	24,0	150,0	20,0	80,0	19,00	5,0	45203

- Engineered for High Speed Milling using Trochoidal and Peel Milling techniques
- Eccentric relief provides superior strength and smoother surface finish
- Necked design with blended diameter transitions provide clearance to reach
- Enhanced corner geometry with tight tolerance corner radii
- Recommended for materials ≤ 45 HRc (≤ 420 Bhn)

T-Carb®

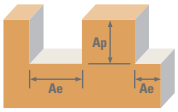

	Series 51M, 51MCR, 51ML, 51MLC Metric	Hardness		Ae x DC	Ap x DC	Vc (m/min)		DC • mm 6	8	10	12	16	20
P	CARBON STEELS 1018, 1040, 1080, 1090, 10L50, 1140, 1212, 12L15, 1525, 1536	≤ 275 Bhn or ≤ 28 HRc	Profile	≤ 0.1	≤ 1	219	RPM	11633	8725	6980	5816	4362	3490
						(176-263)	Fz	0.048	0.081	0.101	0.121	0.142	0.158
							Feed (mm/min)	3350	4240	4230	4223	3717	3308
			HSM	≤ 0.05	≤ 2	279	RPM	14784	11088	8870	7392	5544	4435
						(223-335)	Fz	0.066	0.113	0.141	0.169	0.197	0.220
							Feed (mm/min)	5854	7517	7504	7495	6553	5854
	ALLOY STEELS 4140, 4150, 4320, 5120, 5150, 8630, 86L20, 50100	≤ 375 Bhn or ≤ 40 HRc	Profile	≤ 0.1	≤ 1	149	RPM	7917	5938	4750	3958	2969	2375
						(119-179)	Fz	0.036	0.061	0.077	0.092	0.107	0.119
							Feed (mm/min)	1710	2173	2195	2185	1906	1696
			HSM	≤ 0.05	≤ 2	189	RPM	10017	7513	6010	5009	3756	3005
						(151-227)	Fz	0.049	0.083	0.104	0.125	0.146	0.163
							Feed (mm/min)	2945	3741	3750	3756	3291	2939
M	STAINLESS STEELS (FREE MACHINING) 303, 416, 420F, 430F, 440F	≤ 275 Bhn or ≤ 28 HRc	Profile	≤ 0.1	≤ 1	155	RPM	8240	6180	4944	4120	3090	2472
						(140-171)	Fz	0.035	0.060	0.075	0.090	0.105	0.117
							Feed (mm/min)	1730	2225	2225	2225	1947	1735
			HSM	≤ 0.05	≤ 2	198	RPM	10502	7877	6301	5251	3938	3151
						(178-218)	Fz	0.048	0.082	0.102	0.122	0.143	0.159
							Feed (mm/min)	3025	3875	3856	3844	3379	3006
	STAINLESS STEELS (DIFFICULT) 304, 304L, 316, 316L	≤ 275 Bhn or ≤ 28 HRc	Profile	≤ 0.1	≤ 1	107	RPM	5655	4241	3393	2827	2121	1696
						(96-117)	Fz	0.029	0.049	0.061	0.073	0.086	0.096
							Feed (mm/min)	984	1247	1242	1238	1094	977
			HSM	≤ 0.05	≤ 2	137	RPM	7271	5453	4362	3635	2726	2181
						(123-151)	Fz	0.040	0.069	0.086	0.103	0.120	0.134
							Feed (mm/min)	1745	2258	2251	2247	1963	1754
	STAINLESS STEELS (PH) 13-8 PH, 15-5 PH, 17-4 PH, Custom 450	≤ 325 Bhn or ≤ 35 HRc	Profile	≤ 0.1	≤ 1	99	RPM	5251	3938	3151	2626	1969	1575
						(89-109)	Fz	0.029	0.049	0.061	0.073	0.086	0.096
							Feed (mm/min)	914	1158	1153	1150	1016	907
			HSM	≤ 0.05	≤ 2	125	RPM	6624	4968	3975	3312	2484	1987
						(112-137)	Fz	0.040	0.069	0.086	0.103	0.120	0.134
							Feed (mm/min)	1590	2057	2051	2047	1789	1598

continued on next page

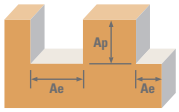

	Series 51M, 51MCR, 51ML, 51MLC Metric	Hardness		Ae x DC	Ap x DC	Vc (m/min)		DC • mm 6	8	10	12	16	20
S	SUPER ALLOYS (NICKEL, COBALT, IRON BASE) Inconel 601, 617, 625, Incoloy, Monel 400	≤ 300 Bhn or ≤ 32 HRc	Profile	≤ 0.1	≤ 1	32	RPM	1696	1272	1018	848	636	509
						(26-38)	Fz	0.034	0.057	0.071	0.085	0.100	0.110
							Feed (mm/min)	346	435	434	433	382	336
			HSM	≤ 0.05	≤ 2	40	RPM	2100	1575	1260	1050	788	630
						(32-48)	Fz	0.046	0.077	0.097	0.120	0.140	0.150
							Feed (mm/min)	580	728	733	756	662	567
	SUPER ALLOYS (NICKEL, COBALT, IRON BASE) Inconel 718, X-750, Incoloy, Waspaloy, Hastelloy, Rene	≤ 400 Bhn or ≤ 43 HRc	Profile	≤ 0.1	≤ 1	24	RPM	1293	969	776	646	485	388
						(20-29)	Fz	0.023	0.039	0.049	0.059	0.068	0.077
							Feed (mm/min)	178	227	228	229	198	179
			HSM	≤ 0.05	≤ 2	30	RPM	1616	1212	969	808	606	485
						(24-37)	Fz	0.032	0.054	0.068	0.081	0.095	0.110
							Feed (mm/min)	310	393	396	393	345	320
	TITANIUM ALLOYS Pure Titanium, Ti6Al4V, Ti6Al2Sn4Zr2Mo, Ti4Al4Mo2Sn0.5Si	≤ 350 Bhn or ≤ 38 HRc	Profile	≤ 0.1	≤ 1	85	RPM	4524	3393	2714	2262	1696	1357
						(68-102)	Fz	0.023	0.039	0.049	0.059	0.068	0.077
							Feed (mm/min)	624	794	798	801	692	627
			HSM	≤ 0.05	≤ 2	108	RPM	5736	4302	3441	2868	2151	1721
						(87-130)	Fz	0.032	0.054	0.068	0.081	0.095	0.110
							Feed (mm/min)	1101	1394	1404	1394	1226	1136
	TITANIUM ALLOYS (DIFFICULT) Ti10Al2Fe3Al, Ti5Al5V5Mo3Cr, Ti7Al4Mo, Ti3Al8V6Cr4Zr4Mo, Ti6Al6V6Sn, Ti15V3 Cr3Sn3Al	≤ 440 Bhn or ≤ 47 HRc	Profile	≤ 0.1	≤ 1	47	RPM	2504	1878	1503	1252	939	751
						(38-57)	Fz	0.023	0.039	0.049	0.059	0.068	0.077
							Feed (mm/min)	346	440	442	443	383	347
			HSM	≤ 0.05	≤ 2	61	RPM	3231	2424	1939	1616	1212	969
						(49-73)	Fz	0.032	0.054	0.068	0.081	0.095	0.110
							Feed (mm/min)	620	785	791	785	691	640
H	TOOL STEELS A2, D2, H13, L2, M2, P20, S7, T15, W2	≤ 375 Bhn or ≤ 40 HRc	Profile	≤ 0.1	≤ 1	73	RPM	3878	2908	2327	1939	1454	1163
						(59-88)	Fz	0.029	0.049	0.061	0.073	0.086	0.096
							Feed (mm/min)	675	855	852	849	750	670
			HSM	≤ 0.05	≤ 2	93	RPM	4928	3696	2957	2464	1848	1478
						(74-112)	Fz	0.040	0.069	0.086	0.103	0.120	0.134
							Feed (mm/min)	1183	1530	1526	1523	1331	1189

Bhn (Brinell) HRc (Rockwell C) HSM (High Speed Machining)
rpm = (Vc x 1000) / (DC x 3.14)
mm/min = Fz x 6 x rpm
reduce speed and feed for materials harder than listed
reduce feed and Ae when finish milling (.02 x DC maximum)
feed rates listed have chip thinning adjustments included where applicable
refer to the SGS Tool Wizard® for complete technical information (www.kyocera-sgstool.com)

H-Carb

77 • 77CR

FRACTIONAL SERIES

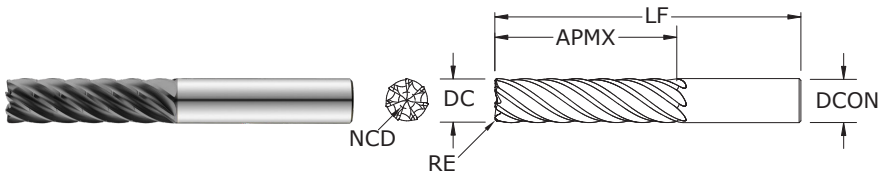

- Specializes in deep axial trochoidal and high-speed milling applications
- Optimized core improves rigidity, chip flow and reduces deflection
- Chip Breaker design breaks up chips from the long flute length allowing for better chip flow and evacuation in deep pocketing operations
- Recommended for materials ≤ 45 HRc (≤ 420 Bhn)

inch						EDP NO.			
CUTTING DIAMETER DC	LENGTH OF CUT APMX	OVERALL LENGTH LF	SHANK DIAMETER DCON	CORNER RADIUS RE	NON-CUTTING CENTER DIAMETER NCD	TI-NAMITE-A (TA) EDP NO.	TI-NAMITE-A (TA) EDP NO. CHIP BREAKER	TI-NAMITE-M (TM) EDP NO.	TI-NAMITE-M (TM) EDP NO. CHIP BREAKER
1/4	5/8	2-1/2	1/4	–	0.0845	77100	77102	77101	77103
1/4	5/8	2-1/2	1/4	.015	0.0845	77104	77106	77105	77107
1/4	5/8	2-1/2	1/4	.030	0.0845	77108	77110	77109	77111
1/4	3/4	2-1/2	1/4	–	0.0845	77112	77114	77113	77115
1/4	3/4	2-1/2	1/4	.015	0.0845	77116	77118	77117	77119
1/4	3/4	2-1/2	1/4	.030	0.0845	77120	77122	77121	77123
1/4	1	3	1/4	–	0.0845	77124	77126	77125	77127
1/4	1	3	1/4	.015	0.0845	77128	77130	77129	77131
1/4	1	3	1/4	.030	0.0845	77132	77134	77133	77135
3/8	15/16	3	3/8	–	0.1268	77136	77138	77137	77139
3/8	15/16	3	3/8	.015	0.1268	77140	77142	77141	77143
3/8	15/16	3	3/8	.030	0.1268	77144	77146	77145	77147
3/8	1-1/8	3-1/4	3/8	–	0.1268	77148	77150	77149	77151
3/8	1-1/8	3-1/4	3/8	.015	0.1268	77152	77154	77153	77155
3/8	1-1/8	3-1/4	3/8	.030	0.1268	77156	77158	77157	77159
3/8	1-1/2	3-1/2	3/8	–	0.1268	77160	77162	77161	77163
3/8	1-1/2	3-1/2	3/8	.015	0.1268	77164	77166	77165	77167
3/8	1-1/2	3-1/2	3/8	.030	0.1268	77168	77170	77169	77171
1/2	1-1/4	3-1/4	1/2	–	0.1690	77172	77174	77173	77175
1/2	1-1/4	3-1/4	1/2	.030	0.1690	77176	77178	77177	77179
1/2	1-1/4	3-1/4	1/2	.060	0.1690	77180	77182	77181	77183
1/2	1-1/2	3-1/2	1/2	–	0.1690	77184	77186	77185	77187
1/2	1-1/2	3-1/2	1/2	.030	0.1690	77188	77190	77189	77191
1/2	1-1/2	3-1/2	1/2	.060	0.1690	77192	77194	77193	77195
1/2	2	4	1/2	–	0.1690	77196	77198	77197	77199
1/2	2	4	1/2	.030	0.1690	77200	77202	77201	77203
1/2	2	4	1/2	.060	0.1690	77204	77206	77205	77207
5/8	1-9/16	3-3/4	5/8	–	0.2113	77208	77210	77209	77211
5/8	1-9/16	3-3/4	5/8	.030	0.2113	77212	77214	77213	77215
5/8	1-9/16	3-3/4	5/8	.060	0.2113	77216	77218	77217	77219

continued on next page

TOLERANCES (inch)

1/8–1/4 DIAMETER
DC = +0.0000/–0.0012
DCON = h_6
RE = +0.000 / -0.002

>1/4–3/8 DIAMETER
DC = +0.0000/–0.0016
DCON = h_6
RE = +0.000 / -0.002

>3/8–1 DIAMETER
DC = +0.0000/–0.0020
DCON = h_6
RE = +0.000 / -0.002

- STEELS
- STAINLESS STEELS
- CAST IRON
- HIGH TEMP ALLOYS
- TITANIUM
- NON-FERROUS
- HARDENED STEELS

For patent information visit www.ksptpatents.com

H-CARB

2.5xD 3xD 4xD

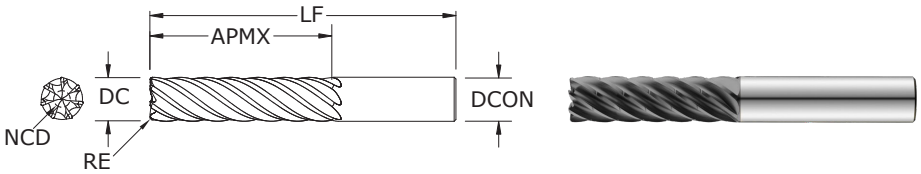

77 • 77CR
FRACTIONAL SERIES

CONTINUED

TOLERANCES (inch)

1/8–1/4 DIAMETER
DC = +0.0000/–0.0012
DCON = h_6
RE = +0.000 / -0.002

>1/4–3/8 DIAMETER
DC = +0.0000/–0.0016
DCON = h_6
RE = +0.000 / -0.002

>3/8–1 DIAMETER
DC = +0.0000/–0.0020
DCON = h_6
RE = +0.000 / -0.002

- STEELS
- STAINLESS STEELS
- CAST IRON
- HIGH TEMP ALLOYS
- TITANIUM
- NON-FERROUS
- HARDENED STEELS

For patent information visit www.ksptpatents.com

inch						EDP NO.			
CUTTING DIAMETER DC	LENGTH OF CUT APMX	OVERALL LENGTH LF	SHANK DIAMETER DCON	CORNER RADIUS RE	NON-CUTTING CENTER DIAMETER NCD	TI-NAMITE-A (TA) EDP NO.	TI-NAMITE-A (TA) EDP NO. CHIP BREAKER	TI-NAMITE-M (TM) EDP NO.	TI-NAMITE-M (TM) EDP NO. CHIP BREAKER
5/8	1-7/8	4	5/8	–	0.2113	77220	77222	77221	77223
5/8	1-7/8	4	5/8	.030	0.2113	77224	77226	77225	77227
5/8	1-7/8	4	5/8	.060	0.2113	77228	77230	77229	77231
5/8	2-1/2	4-1/2	5/8	–	0.2113	77232	77234	77233	77235
5/8	2-1/2	4-1/2	5/8	.030	0.2113	77236	77238	77237	77239
5/8	2-1/2	4-1/2	5/8	.060	0.2113	77240	77242	77241	77243
3/4	1-7/8	4	3/4	–	0.2535	77244	77246	77245	77247
3/4	1-7/8	4	3/4	.030	0.2113	77248	77250	77249	77251
3/4	1-7/8	4	3/4	.060	0.2113	77252	77254	77253	77255
3/4	1-7/8	4	3/4	.120	0.2113	77256	77258	77257	77259
3/4	2-1/4	4-1/2	3/4	–	0.2535	77260	77262	77261	77263
3/4	2-1/4	4-1/2	3/4	.030	0.2535	77264	77266	77265	77267
3/4	2-1/4	4-1/2	3/4	.060	0.2535	77268	77270	77269	77271
3/4	2-1/4	4-1/2	3/4	.120	0.2535	77272	77274	77273	77275
3/4	3	5-1/4	3/4	–	0.2535	77276	77278	77277	77279
3/4	3	5-1/4	3/4	.030	0.2535	77280	77282	77281	77283
3/4	3	5-1/4	3/4	.060	0.2535	77284	77286	77285	77287
3/4	3	5-1/4	3/4	.120	0.2535	77288	77290	77289	77291
1	2-1/2	5-1/2	1	–	0.3380	77292	77294	77293	77295
1	2-1/2	5-1/2	1	.030	0.3380	77296	77298	77297	77299
1	2-1/2	5-1/2	1	.060	0.3380	77300	77302	77301	77303
1	2-1/2	5-1/2	1	.120	0.3380	77304	77306	77305	77307
1	3	6	1	–	0.3380	77308	77310	77309	77311
1	3	6	1	.030	0.3380	77312	77314	77313	77315
1	3	6	1	.060	0.3380	77316	77318	77317	77319
1	3	6	1	.120	0.3380	77320	77322	77321	77323
1	4	7	1	–	0.3380	77324	77326	77325	77327
1	4	7	1	.030	0.3380	77328	77330	77329	77331
1	4	7	1	.060	0.3380	77332	77334	77333	77335
1	4	7	1	.120	0.3380	77336	77338	77337	77339

77M • 77MCR

METRIC SERIES

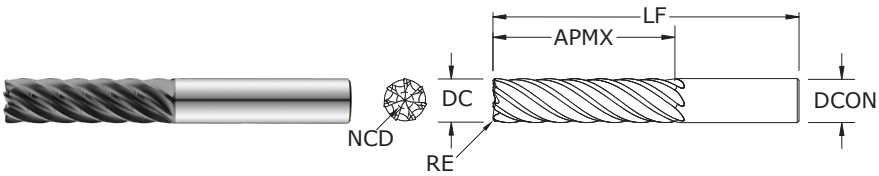

- Specializes in deep axial trochoidal and high-speed milling applications
- Optimized core improves rigidity, chip flow and reduces deflection
- Chip Breaker design breaks up chips from the long flute length allowing for better chip flow and evacuation in deep pocketing operations
- Recommended for materials ≤ 45 HRc (≤ 420 Bhn)

mm						EDP NO.			
CUTTING DIAMETER DC	LENGTH OF CUT APMX	OVERALL LENGTH LF	SHANK DIAMETER DCON	CORNER RADIUS RE	NON-CUTTING CENTER DIAMETER NCD	TI-NAMITE-A (TA) EDP NO.	TI-NAMITE-A (TA) EDP NO. CHIP BREAKER	TI-NAMITE-M (TM) EDP NO.	TI-NAMITE-M (TM) EDP NO. CHIP BREAKER
6,0	15,0	63,0	6,0	–	2,03	74300	74302	74301	74303
6,0	15,0	63,0	6,0	0,3	2,03	74304	74306	74305	74307
6,0	15,0	63,0	6,0	0,5	2,03	74308	74310	74309	74311
6,0	18,0	63,0	6,0	–	2,03	74316	74318	74317	74319
6,0	18,0	63,0	6,0	0,3	2,03	74320	74322	74321	74323
6,0	18,0	63,0	6,0	0,5	2,03	74324	74326	74325	74327
6,0	24,0	75,0	6,0	–	2,03	74332	74334	74333	74335
6,0	24,0	75,0	6,0	0,3	2,03	74336	74338	74337	74339
6,0	24,0	75,0	6,0	0,5	2,03	74340	74342	74341	74343
8,0	20,0	75,0	8,0	–	2,71	74348	74350	74349	74351
8,0	20,0	75,0	8,0	0,5	2,71	74352	74354	74353	74355
8,0	20,0	75,0	8,0	1,0	2,71	74356	74358	74357	74359
8,0	20,0	75,0	8,0	2,0	2,71	74360	74362	74361	74363
8,0	24,0	75,0	8,0	–	2,71	74364	74366	74365	74367
8,0	24,0	75,0	8,0	0,5	2,71	74368	74370	74369	74371
8,0	24,0	75,0	8,0	1,0	2,71	74372	74374	74373	74375
8,0	24,0	75,0	8,0	2,0	2,71	74376	74378	74377	74379
8,0	32,0	85,0	8,0	–	2,71	74380	74382	74381	74383
8,0	32,0	85,0	8,0	0,5	2,71	74384	74386	74385	74387
8,0	32,0	85,0	8,0	1,0	2,71	74388	74390	74389	74391
8,0	32,0	85,0	8,0	2,0	2,71	74392	74394	74393	74395
10,0	25,0	75,0	10,0	–	3,38	74396	74398	74397	74399
10,0	25,0	75,0	10,0	0,5	3,38	74400	74402	74401	74403
10,0	25,0	75,0	10,0	1,0	3,38	74404	74406	74405	74407
10,0	30,0	80,0	10,0	–	3,38	74408	74410	74409	74411
10,0	30,0	80,0	10,0	0,5	3,38	74412	74414	74413	74415
10,0	30,0	80,0	10,0	1,0	3,38	74416	74418	74417	74419
10,0	40,0	100,0	10,0	–	3,38	74420	74422	74421	74423
10,0	40,0	100,0	10,0	0,5	3,38	74424	74426	74425	74427
10,0	40,0	100,0	10,0	1,0	3,38	74428	74430	74429	74431
12,0	30,0	83,0	12,0	–	4,06	74432	74434	74433	74435
12,0	30,0	83,0	12,0	0,5	4,06	74436	74438	74437	74439
12,0	30,0	83,0	12,0	1,0	4,06	74440	74442	74441	74443
12,0	36,0	83,0	12,0	–	4,06	74444	74446	74445	74447
12,0	36,0	83,0	12,0	0,5	4,06	74448	74450	74449	74451
12,0	36,0	83,0	12,0	1,0	4,06	74452	74454	74453	74455

continued on next page

TOLERANCES (mm)

6 DIAMETER
DC = +0,000/–0,030
DCON = h_6
RE = +0,000 / -0,050

>6–10 DIAMETER
DC = +0,000/–0,040
DCON = h_6
RE = +0,000 / -0,050

>10–25 DIAMETER
DC = +0,000/–0,050
DCON = h_6
RE = +0,000 / -0,050

- STEELS
- STAINLESS STEELS
- CAST IRON
- HIGH TEMP ALLOYS
- TITANIUM
- NON-FERROUS
- HARDENED STEELS

For patent information visit www.ksptpatents.com

H-CARB

2.5xD 3xD 4xD POS 7

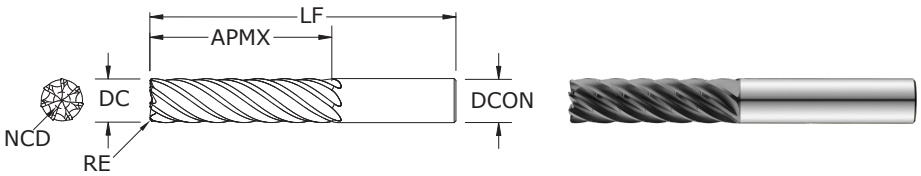

77M • 77MCR

METRIC SERIES

CONTINUED

TOLERANCES (mm)

6 DIAMETER
DC = +0,000/–0,030
DCON = h_6
RE = +0,000 / -0,050

>6–10 DIAMETER
DC = +0,000/–0,040
DCON = h_6
RE = +0,000 / -0,050

>10–25 DIAMETER
DC = +0,000/–0,050
DCON = h_6
RE = +0,000 / -0,050

- STEELS
- STAINLESS STEELS
- CAST IRON
- HIGH TEMP ALLOYS
- TITANIUM
- NON-FERROUS
- HARDENED STEELS

For patent information visit www.ksptpatents.com

mm						EDP NO.			
CUTTING DIAMETER DC	LENGTH OF CUT APMX	OVERALL LENGTH LF	SHANK DIAMETER DCON	CORNER RADIUS RE	NON-CUTTING CENTER DIAMETER NCD	TI-NAMITE-A (TA) EDP NO.	TI-NAMITE-A (TA) EDP NO. CHIP BREAKER	TI-NAMITE-M (TM) EDP NO.	TI-NAMITE-M (TM) EDP NO. CHIP BREAKER
12,0	48,0	100,0	12,0	–	4,06	74456	74458	74457	74459
12,0	48,0	100,0	12,0	0,5	4,06	74460	74462	74461	74463
12,0	48,0	100,0	12,0	1,0	4,06	74464	74466	74465	74467
16,0	40,0	92,0	16,0	–	5,41	74468	74470	74469	74471
16,0	40,0	92,0	16,0	0,5	5,41	74472	74474	74473	74475
16,0	40,0	92,0	16,0	1,0	5,41	74476	74478	74477	74479
16,0	48,0	100,0	16,0	–	5,41	74480	74482	74481	74483
16,0	48,0	100,0	16,0	0,5	5,41	74484	74486	74485	74487
16,0	48,0	100,0	16,0	1,0	5,41	74488	74490	74489	74491
16,0	64,0	115,0	16,0	–	5,41	74492	74494	74493	74495
16,0	64,0	115,0	16,0	0,5	5,41	74496	74498	74497	74499
16,0	64,0	115,0	16,0	1,0	5,41	74500	74502	74501	74503
20,0	50,0	100,0	20,0	–	6,76	74504	74506	74505	74507
20,0	50,0	100,0	20,0	0,5	6,76	74508	74510	74509	74511
20,0	50,0	100,0	20,0	1,0	6,76	74512	74514	74513	74515
20,0	50,0	100,0	20,0	2,0	6,76	74516	74518	74517	74519
20,0	60,0	115,0	20,0	–	6,76	74520	74522	74521	74523
20,0	60,0	115,0	20,0	0,5	6,76	74524	74526	74525	74527
20,0	60,0	115,0	20,0	1,0	6,76	74528	74530	74529	74531
20,0	60,0	115,0	20,0	2,0	6,76	74532	74534	74533	74535
20,0	80,0	140,0	20,0	–	6,76	74536	74538	74537	74539
20,0	80,0	140,0	20,0	0,5	6,76	74540	74542	74541	74543
20,0	80,0	140,0	20,0	1,0	6,76	74544	74546	74545	74547
20,0	80,0	140,0	20,0	2,0	6,76	74548	74550	74549	74551
25,0	63,0	135,0	25,0	–	8,45	74552	74554	74553	74555
25,0	63,0	135,0	25,0	1,0	8,45	74556	74558	74557	74559
25,0	63,0	135,0	25,0	2,0	8,45	74560	74562	74561	74563
25,0	63,0	135,0	25,0	3,0	8,45	74564	74566	74565	74567
25,0	75,0	150,0	25,0	–	8,45	74568	74570	74569	74571
25,0	75,0	150,0	25,0	1,0	8,45	74572	74574	74573	74575
25,0	75,0	150,0	25,0	2,0	8,45	74576	74578	74577	74579
25,0	75,0	150,0	25,0	3,0	8,45	74580	74582	74581	74583
25,0	100,0	170,0	25,0	–	8,45	74584	74586	74585	74587
25,0	100,0	170,0	25,0	1,0	8,45	74588	74590	74589	74591
25,0	100,0	170,0	25,0	2,0	8,45	74592	74594	74593	74595
25,0	100,0	170,0	25,0	3,0	8,45	74596	74598	74597	74599

H-Carb

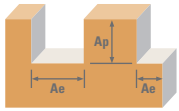

	Series 77, 77CR Fractional	Hardness		Ae x D_1	Ap x D_1	Vc (sfm)		D_1 • inch 1/4	3/8	1/2	5/8	3/4	1
P	CARBON STEELS 1018, 1040, 1080, 1090, 10L50, 1140, 1212, 12L15, 1525, 1536	≤ 275 Bhn or ≤ 28 HRc					RPM	11552	7701	5776	4621	3851	2888
			HSM	2.5xD		816 (653-979)	Fz	0.0015	0.0024	0.0031	0.0035	0.0038	0.0042
				≤ 0.2	≤ APMX		Feed (ipm)	121	129	125	113	102	85
			HSM	3xD		845 (676-1014)	Fz	0.0017	0.0027	0.0035	0.0040	0.0043	0.0047
				≤ 0.15	≤ APMX		Feed (ipm)	136	146	140	129	116	95
			HSM	4xD		756 (605-907)	Fz	0.0018	0.0028	0.0036	0.0041	0.0044	0.0049
				≤ 0.1	≤ APMX		Feed (ipm)	146	151	146	133	119	99
	ALLOY STEELS 4140, 4150, 4320, 5120, 5150, 8630, 86L20, 50100	≤ 375 Bhn or ≤ 40 HRc					RPM	8419	5613	4210	3368	2806	2105
			HSM	2.5xD		595 (476-714)	Fz	0.0009	0.0019	0.0026	0.0028	0.0031	0.0035
				≤ 0.2	≤ APMX		Feed (ipm)	53	75	77	66	61	52
			HSM	3xD		616 (493-739)	Fz	0.0010	0.0021	0.0030	0.0033	0.0035	0.0039
				≤ 0.15	≤ APMX		Feed (ipm)	59	83	88	78	69	57
			HSM	4xD		551 (441-661)	Fz	0.0011	0.0022	0.0031	0.0034	0.0036	0.0041
				≤ 0.1	≤ APMX		Feed (ipm)	65	86	91	80	71	60
M	STAINLESS STEELS (FREE MACHINING) 303, 416, 420F, 430F, 440F	≤ 275 Bhn or ≤ 28 HRc					RPM	9137	6092	4569	3655	3046	2284
			HSM	2.5xD		646 (517-775)	Fz	0.0009	0.0017	0.0023	0.0025	0.0028	0.0032
				≤ 0.2	≤ APMX		Feed (ipm)	58	72	74	64	60	51
			HSM	3xD		669 (535-803)	Fz	0.0010	0.0019	0.0026	0.0029	0.0031	0.0036
				≤ 0.15	≤ APMX		Feed (ipm)	64	81	83	74	66	58
			HSM	4xD		598 (478-718)	Fz	0.0011	0.0020	0.0027	0.0030	0.0033	0.0037
				≤ 0.1	≤ APMX		Feed (ipm)	70	85	86	77	70	59
	STAINLESS STEELS (DIFFICULT) 304, 304L, 316, 316L	≤ 275 Bhn or ≤ 28 HRc					RPM	6020	4014	3010	2408	2007	1505
			HSM	2.5xD		425 (340-510)	Fz	0.0007	0.0014	0.0019	0.0023	0.0026	0.0030
				≤ 0.2	≤ APMX		Feed (ipm)	29	39	40	39	37	32
			HSM	3xD		440 (352-528)	Fz	0.0008	0.0016	0.0021	0.0025	0.0029	0.0034
				≤ 0.15	≤ APMX		Feed (ipm)	34	45	44	42	41	36
			HSM	4xD		394 (315-473)	Fz	0.0008	0.0016	0.0022	0.0026	0.0030	0.0035
				≤ 0.1	≤ APMX		Feed (ipm)	34	45	46	44	42	37
	STAINLESS STEELS (PH) 13-8 PH, 15-5PH, 17-4 PH, CUSTOM 450	≤ 325 Bhn or ≤ 35 HRc					RPM	5776	3851	2888	2310	1925	1444
			HSM	2.5xD		408 (326-490)	Fz	0.0007	0.0014	0.0019	0.0023	0.0026	0.0030
				≤ 0.2	≤ APMX		Feed (ipm)	28	38	38	37	35	30
			HSM	3xD		422 (338-506)	Fz	0.0008	0.0016	0.0021	0.0025	0.0029	0.0034
				≤ 0.15	≤ APMX		Feed (ipm)	32	43	42	40	39	34
			HSM	4xD		378 (302-454)	Fz	0.0008	0.0016	0.0022	0.0026	0.0030	0.0035
				≤ 0.1	≤ APMX		Feed (ipm)	32	43	44	42	40	35
P	CAST IRONS (LOW & MEDIUM ALLOY) Gray, Malleable, Ductile	≤ 220 Bhn or ≤ 19 HRc					RPM	10100	6733	5050	4040	3367	2525
			HSM	2.5xD		714 (571-857)	Fz	0.0010	0.0018	0.0024	0.0028	0.0033	0.0037
				≤ 0.2	≤ APMX		Feed (ipm)	71	85	85	79	78	65
			HSM	3xD		739 (591-887)	Fz	0.0011	0.0020	0.0027	0.0033	0.0037	0.0042
				≤ 0.15	≤ APMX		Feed (ipm)	78	94	95	93	87	73
			HSM	4xD		661 (529-793)	Fz	0.0012	0.0021	0.0028	0.0034	0.0039	0.0043
				≤ 0.1	≤ APMX		Feed (ipm)	85	99	99	96	92	76
	CAST IRONS (HIGH ALLOY) Gray, Malleable, Ductile	≤ 260 Bhn or ≤ 26 HRc					RPM	6020	4014	3010	2408	2007	1505
			HSM	2.5xD		425 (340-510)	Fz	0.0007	0.0014	0.0019	0.0023	0.0026	0.0030
				≤ 0.2	≤ APMX		Feed (ipm)	29	39	40	39	37	32
			HSM	3xD		440 (352-528)	Fz	0.0008	0.0016	0.0021	0.0025	0.0029	0.0037
				≤ 0.15	≤ APMX		Feed (ipm)	34	45	44	42	41	39
			HSM	4xD		394 (315-473)	Fz	0.0008	0.0016	0.0022	0.0026	0.0030	0.0035
				≤ 0.1	≤ APMX		Feed (ipm)	34	45	46	44	42	37

continued on next page

H-CARB

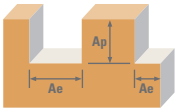

	Series 77, 77CR Fractional	Hardness		Ae x D_1	Ap x D_1	Vc (sfm)		D_1 • inch 1/4	3/8	1/2	5/8	3/4	1
N	NON-FERROUS MATERIALS					Not Recommended for this Material Group							
S	SUPER ALLOYS (NICKEL , COBALT, IRON BASE) Inconel 601, 617, 625, Incoloy, Monel 400	≤ 300 Bhn or ≤ 32 HRc					RPM	1925	1284	963	770	642	481
			HSM	2.5xD		136 (109-163)	Fz	0.0006	0.0011	0.0016	0.0018	0.0021	0.0025
				≤ 0.2	≤ APMX		Feed (ipm)	8	10	11	10	9	8
			HSM	3xD		141 (113-169)	Fz	0.0007	0.0012	0.0018	0.0021	0.0024	0.0028
				≤ 0.15	≤ APMX		Feed (ipm)	9	11	12	11	11	9
			HSM	4xD		126 (101-151)	Fz	0.0007	0.0013	0.0018	0.0022	0.0025	0.0029
				≤ 0.1	≤ APMX		Feed (ipm)	9	12	12	12	11	10
	SUPER ALLOYS (NICKEL, COBALT, IRON BASE) Inconel 718, X-750, Incoloy, Waspaloy, Hastelloy, Rene	≤ 400 Bhn or ≤ 43 HRc					RPM	1207	805	604	483	402	302
			HSM	2.5xD		85 (68-102)	Fz	0.0005	0.0009	0.0013	0.0015	0.0018	0.0022
				≤ 0.2	≤ APMX		Feed (ipm)	4	5	5	5	5	5
			HSM	3xD		88 (70-106)	Fz	0.0005	0.0010	0.0015	0.0018	0.0020	0.0025
				≤ 0.15	≤ APMX		Feed (ipm)	4	6	6	6	6	5
			HSM	4xD		79 (63-95)	Fz	0.0006	0.0011	0.0015	0.0018	0.0021	0.0026
				≤ 0.1	≤ APMX		Feed (ipm)	5	6	6	6	6	5
	TITANIUM ALLOYS Pure Ttanium, Ti6Al4V, Ti6Al2Sn4Zr2Mo, Ti4Al4Mo2Sn0.5Si	≤ 350 Bhn or ≤ 38 HRc					RPM	4095	2730	2048	1638	1365	1024
			HSM	2.5xD		289 (231-347)	Fz	0.0008	0.0015	0.0021	0.0024	0.0028	0.0032
				≤ 0.2	≤ APMX		Feed (ipm)	23	29	30	28	27	23
			HSM	3xD		299 (239-359)	Fz	0.0009	0.0017	0.0023	0.0025	0.0028	0.0036
				≤ 0.15	≤ APMX		Feed (ipm)	26	32	33	29	27	26
			HSM	4xD		268 (214-322)	Fz	0.0009	0.0018	0.0024	0.0029	0.0033	0.0037
				≤ 0.1	≤ APMX		Feed (ipm)	26	34	34	33	32	27
	TITANIUM ALLOYS (DIFFICULT) Ti10Al2Fe3Al, Ti5Al5V5Mo3Cr, Ti7Al4Mo, Ti3Al8V6Cr4Zr4Mo, Ti6Al6V6Sn, Ti15V3 Cr3Sn3Al	≤ 440 Bhn or ≤ 47 HRc					RPM	2399	1599	1199	960	800	600
			HSM	2.5xD		170 (136-204)	Fz	0.0008	0.0015	0.0021	0.0024	0.0028	0.0032
				≤ 0.2	≤ APMX		Feed (ipm)	13	17	18	16	16	13
			HSM	3xD		176 (141-211)	Fz	0.0009	0.0017	0.0023	0.0025	0.0028	0.0036
				≤ 0.15	≤ APMX		Feed (ipm)	15	19	19	17	16	15
			HSM	4xD		157 (126-188)	Fz	0.0009	0.0018	0.0024	0.0029	0.0033	0.0037
				≤ 0.1	≤ APMX		Feed (ipm)	15	20	20	19	18	16
H	TOOL STEELS A2, D2, H13, L2, M2, P20, S7, T15, W2	≤ 375 Bhn or ≤ 40 HRc					RPM	3851	2567	1925	1540	1284	963
			HSM	2.5xD		272 (218-326)	Fz	0.0006	0.0011	0.0014	0.0017	0.0020	0.0024
				≤ 0.2	≤ APMX		Feed (ipm)	16	20	19	18	18	16
			HSM	3xD		282 (226-338)	Fz	0.0007	0.0012	0.0016	0.0019	0.0022	0.0027
				≤ 0.15	≤ APMX		Feed (ipm)	19	22	22	20	20	18
			HSM	4xD		252 (202-302)	Fz	0.0007	0.0013	0.0017	0.0020	0.0023	0.0028
				≤ 0.1	≤ APMX		Feed (ipm)	19	23	23	22	21	19

Bhn (Brinell) HRc (Rockwell C) HSM (High Speed Machining)
rpm = Vc x 3.82 / DC
mm/min = Fz x 7 x rpm
reduce speed and feed for materials harder than listed
reduce feed and Ae when finish milling (.02 x DC maximum)
feed rates listed have chip thinning adjustments included where applicable
refer to the SGS Tool Wizard® for complete technical information (www.kyocera-sgstool.com)

H-Carb

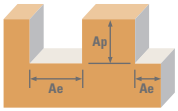

	Series 77M, 77MCR Metric	Hardness		Ae x D_1	Ap x D_1	Vc (m/min)		D_1 • mm 6	8	10	12	16	20	25
P	CARBON STEELS 1018, 1040, 1080, 1090, 10L50, 1140, 1212, 12L15, 1525, 1536	≤ 275 Bhn or ≤ 28 HRc					RPM	12208	9156	7325	6104	4578	3662	2930
			HSM	2.5xD		284 (227-341)	Fz	0.0413	0.0411	0.0640	0.0711	0.0889	0.1013	0.1050
				≤ 0.2	≤ APMX		Feed (ipm)	3529	2634	3282	3038	2849	2597	2154
			HSM	3xD		257 (206-308)	Fz	0.0347	0.0461	0.0717	0.0797	0.0996	0.1135	0.1176
				≤ 0.15	≤ APMX		Feed (ipm)	2965	2955	3676	3405	3192	2910	2412
			HSM	4xD		230 (184-276)	Fz	0.0362	0.0480	0.0747	0.0830	0.1037	0.1182	0.0919
				≤ 0.1	≤ APMX		Feed (ipm)	3094	3076	3830	3546	3323	3030	1885
	ALLOY STEELS 4140, 4150, 4320, 5120, 5150, 8630, 86L20, 50100	≤ 375 Bhn or ≤ 40 HRc					RPM	8068	6051	4841	4034	3025	2420	1936
			HSM	2.5xD		132 (106-159)	Fz	0.0213	0.0285	0.0512	0.0610	0.0711	0.0827	0.0875
				≤ 0.2	≤ APMX		Feed (ipm)	1203	1207	1735	1723	1506	1401	1186
			HSM	3xD		138 (111-166)	Fz	0.0239	0.0319	0.0574	0.0683	0.0797	0.0926	0.0980
				≤ 0.15	≤ APMX		Feed (ipm)	1350	1351	1945	1929	1688	1569	1328
			HSM	4xD		152 (122-182)	Fz	0.0249	0.0332	0.0597	0.0711	0.0830	0.0964	0.1021
				≤ 0.1	≤ APMX		Feed (ipm)	1406	1406	2023	2008	1758	1633	1384
M	STAINLESS STEELS (FREE MACHINING) 303, 416, 420F, 430F, 440F	≤ 275 Bhn or ≤ 28 HRc					RPM	9660	7245	5796	4830	3623	2898	2318
			HSM	2.5xD		197 (158-236)	Fz	0.0216	0.0285	0.0448	0.0533	0.0635	0.0747	0.0800
				≤ 0.2	≤ APMX		Feed (ipm)	1461	1445	1818	1803	1610	1515	1298
			HSM	3xD		204 (163-245)	Fz	0.0242	0.0319	0.0502	0.0598	0.0711	0.0837	0.0896
				≤ 0.15	≤ APMX		Feed (ipm)	1636	1618	2037	2022	1803	1698	1454
			HSM	4xD		182 (146-218)	Fz	0.0252	0.0332	0.0523	0.0622	0.0741	0.0871	0.0933
				≤ 0.1	≤ APMX		Feed (ipm)	1704	1684	2122	2104	1879	1767	1514
	STAINLESS STEELS (DIFFICULT) 304, 304L, 316, 316L	≤ 275 Bhn or ≤ 28 HRc					RPM	6369	4777	3822	3185	2389	1911	1529
			HSM	2.5xD		130 (104-156)	Fz	0.0168	0.0221	0.0371	0.0432	0.0584	0.0693	0.0750
				≤ 0.2	≤ APMX		Feed (ipm)	749	739	993	963	976	927	803
			HSM	3xD		134 (107-161)	Fz	0.0188	0.0248	0.0416	0.0484	0.0655	0.0777	0.0840
				≤ 0.15	≤ APMX		Feed (ipm)	838	829	1113	1079	1095	1039	899
			HSM	4xD		120 (96-144)	Fz	0.0196	0.0258	0.0433	0.0504	0.0682	0.0809	0.0875
				≤ 0.1	≤ APMX		Feed (ipm)	874	863	1158	1124	1140	1082	936
	STAINLESS STEELS (PH) 13-8 PH, 15-5PH, 17-4 PH, CUSTOM 450	≤ 325 Bhn or ≤ 35 HRc					RPM	6104	4578	3662	3052	2289	1831	1465
			HSM	2.5xD		124 (99-149)	Fz	0.0168	0.0221	0.0371	0.0432	0.0584	0.0693	0.0750
				≤ 0.2	≤ APMX		Feed (ipm)	718	708	952	923	936	888	769
			HSM	3xD		129 (103-155)	Fz	0.0188	0.0248	0.0416	0.0484	0.0655	0.0777	0.0840
				≤ 0.15	≤ APMX		Feed (ipm)	803	795	1066	1034	1050	996	861
			HSM	4xD		115 (92-138)	Fz	0.0196	0.0258	0.0433	0.0504	0.0682	0.0809	0.0875
				≤ 0.1	≤ APMX		Feed (ipm)	837	827	1110	1077	1093	1037	897
P	CAST IRONS (LOW & MEDIUM ALLOY) Gray, Malleable, Ductile	≤ 220 Bhn or ≤ 19 HRc					RPM	10722	8041	6433	5361	4021	3217	2573
			HSM	2.5xD		218 (174-262)	Fz	0.0239	0.0315	0.0474	0.0559	0.0762	0.0880	0.0925
				≤ 0.2	≤ APMX		Feed (ipm)	1794	1773	2135	2098	2145	1981	1666
			HSM	3xD		225 (180-270)	Fz	0.0268	0.0353	0.0531	0.0626	0.0854	0.0986	0.1036
				≤ 0.15	≤ APMX		Feed (ipm)	2011	1987	2391	2349	2404	2220	1866
			HSM	4xD		202 (162-242)	Fz	0.0279	0.0368	0.0553	0.0652	0.0889	0.1027	0.1079
				≤ 0.1	≤ APMX		Feed (ipm)	2094	2071	2490	2447	2502	2312	1944
	CAST IRONS (HIGH ALLOY) Gray, Malleable, Ductile	≤ 260 Bhn or ≤ 26 HRc					RPM	6369	4777	3822	3185	2389	1911	1529
			HSM	2.5xD		130 (104-156)	Fz	0.0168	0.0221	0.0371	0.0432	0.0584	0.0693	0.0750
				≤ 0.2	≤ APMX		Feed (ipm)	749	739	993	963	976	927	803
			HSM	3xD		134 (107-161)	Fz	0.0188	0.0248	0.0416	0.0484	0.0655	0.0777	0.0840
				≤ 0.15	≤ APMX		Feed (ipm)	838	829	1113	1079	1095	1039	899
			HSM	4xD		120 (96-144)	Fz	0.0196	0.0258	0.0433	0.0504	0.0682	0.0809	0.0875
				≤ 0.1	≤ APMX		Feed (ipm)	874	863	1158	1124	1140	1082	936
N	NON-FERROUS MATERIALS	Not Recommended for this Material Group												

continued on next page

H-CARB

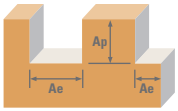

	Series 77M, 77MCR Metric	Hardness		Ae x D_1	Ap x D_1	Vc (m/min)		D_1 • mm 6	8	10	12	16	20	25
S	SUPER ALLOYS (NICKEL , COBALT, IRON BASE) Inconel 601, 617, 625, Incoloy, Monel 400	≤ 300 Bhn or ≤ 32 HRc					RPM	2017	1513	1210	1008	756	605	484
			HSM	2.5xD		41 (33-49)	Fz	0.0140	0.0183	0.0294	0.0356	0.0457	0.0560	0.0625
				≤ 0.2	≤ APMX		Feed (ipm)	198	194	249	251	242	237	212
			HSM	3xD		43 (34-52)	Fz	0.0157	0.0205	0.0330	0.0398	0.0512	0.0627	0.0700
				≤ 0.15	≤ APMX		Feed (ipm)	222	217	280	281	271	266	237
			HSM	4xD		38 (30-46)	Fz	0.0163	0.0213	0.0344	0.0415	0.0533	0.0653	0.0729
				≤ 0.1	≤ APMX		Feed (ipm)	230	226	291	293	282	277	247
	SUPER ALLOYS (NICKEL, COBALT, IRON BASE) Inconel 718, X-750, Incoloy, Waspaloy, Hastelloy, Rene	≤ 400 Bhn or ≤ 43 HRc					RPM	1274	955	764	637	478	382	306
			HSM	2.5xD		26 (21-31)	Fz	0.0114	0.0152	0.0243	0.0305	0.0381	0.0480	0.0550
				≤ 0.2	≤ APMX		Feed (ipm)	102	102	130	136	127	128	118
			HSM	3xD		27 (22-32)	Fz	0.0128	0.0171	0.0273	0.0342	0.0427	0.0538	0.0616
				≤ 0.15	≤ APMX		Feed (ipm)	114	114	146	152	143	144	132
			HSM	4xD		24 (19-29)	Fz	0.0133	0.0178	0.0284	0.0356	0.0445	0.0560	0.0642
				≤ 0.1	≤ APMX		Feed (ipm)	119	119	152	159	149	150	137
	TITANIUM ALLOYS Pure Ttanium, Ti6Al4V, Ti6Al2Sn4Zr2Mo, Ti4Al4Mo2Sn0.5Si	≤ 350 Bhn or ≤ 38 HRc					RPM	4352	3264	2611	2176	1632	1306	1045
			HSM	2.5xD		88 (70-106)	Fz	0.0191	0.0254	0.0397	0.0483	0.0635	0.0747	0.0800
				≤ 0.2	≤ APMX		Feed (ipm)	582	580	726	736	725	683	585
			HSM	3xD		91 (73-109)	Fz	0.0213	0.0285	0.0445	0.0541	0.0711	0.0837	0.0896
				≤ 0.15	≤ APMX		Feed (ipm)	649	651	813	824	812	765	655
			HSM	4xD		82 (66-98)	Fz	0.0222	0.0296	0.0463	0.0563	0.0741	0.0871	0.0933
				≤ 0.1	≤ APMX		Feed (ipm)	676	676	846	858	847	796	682
	TITANIUM ALLOYS (DIFFICULT) Ti10Al2Fe3Al, Ti5Al5V5Mo3Cr, Ti7Al4Mo, Ti3Al8V6Cr4Zr4Mo, Ti6Al6V6Sn, Ti15V3 Cr3Sn3Al	≤ 440 Bhn or ≤ 47 HRc					RPM	2548	1911	1529	1274	955	764	611
			HSM	2.5xD		52 (42-62)	Fz	0.0163	0.0254	0.0397	0.0483	0.0635	0.0747	0.0800
				≤ 0.2	≤ APMX		Feed (ipm)	291	340	425	431	425	400	342
			HSM	3xD		54 (43-65)	Fz	0.0182	0.0285	0.0445	0.0541	0.0711	0.0837	0.0896
				≤ 0.15	≤ APMX		Feed (ipm)	325	381	476	482	476	448	384
			HSM	4xD		48 (38-58)	Fz	0.0190	0.0296	0.0463	0.0563	0.0741	0.0871	0.0933
				≤ 0.1	≤ APMX		Feed (ipm)	339	396	495	502	496	466	399
H	TOOL STEELS A2, D2, H13, L2, M2, P20, S7, T15, W2	≤ 375 Bhn or ≤ 40 HRc					RPM	4087	3065	2452	2044	1533	1226	981
			HSM	2.5xD		83 (66-100)	Fz	0.0140	0.0183	0.0294	0.0356	0.0457	0.0560	0.0625
				≤ 0.2	≤ APMX		Feed (ipm)	401	393	505	509	490	481	429
			HSM	3xD		86 (69-103)	Fz	0.0157	0.0205	0.0330	0.0398	0.0512	0.0627	0.0700
				≤ 0.15	≤ APMX		Feed (ipm)	449	440	566	569	549	538	481
			HSM	4xD		77 (62-92)	Fz	0.0163	0.0213	0.0344	0.0415	0.0533	0.0653	0.0729
				≤ 0.1	≤ APMX		Feed (ipm)	466	457	590	594	572	560	501

Bhn (Brinell) HRc (Rockwell C) HSM (High Speed Machining)
rpm = (Vc x 1000) / (DC x 3.14)
mm/min = Fz x 7 x rpm
reduce speed and feed for materials harder than listed
reduce feed and Ae when finish milling (.02 x DC maximum)
feed rates listed have chip thinning adjustments included where applicable
refer to the SGS Tool Wizard® for complete technical information (www.kyocera-sgstool.com)

Multi-Carb

MULTI Carb
HIGH PERFORMANCE FINISHING END MILLS

66 • 66CR

FRACTIONAL SERIES

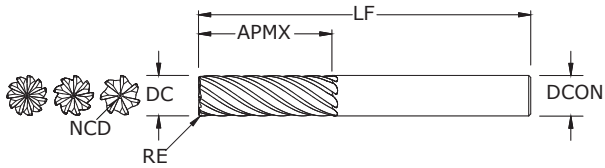

- Heavy core and rigid design allow for straight walls
- High flute count design results in smoother cutting performance and enhanced tool life in precise finishing applications
- Enhanced corner geometry with tight tolerance corner radii
- Recommended for materials ≤ 45 HRc (≤ 420 Bhn)

inch							EDP NO.
CUTTING DIAMETER DC	LENGTH OF CUT APMX	OVERALL LENGTH LF	SHANK DIAMETER DCON	CORNER RADIUS RE	NON-CUTTING CENTER DIAMETER NCD	NO. OF FLUTES	TI-NAMITE-X
3/16	5/8	2	3/16	–	0.0550	7	36620
3/16	5/8	2	3/16	.010	0.0550	7	36627
1/4	3/4	2-1/2	1/4	–	0.0650	7	36621
1/4	3/4	2-1/2	1/4	.015	0.0650	7	36628
3/8	1	3	3/8	–	0.0810	7	36622
3/8	1	3	3/8	.015	0.0810	7	36629
1/2	1-1/4	3	1/2	–	0.1340	9	36623
1/2	1-1/4	3	1/2	.030	0.1340	9	36630
1/2	1-1/4	3	1/2	.090	0.1340	9	36631
1/2	1-1/4	3	1/2	.120	0.1340	9	36632
5/8	1-5/8	3-1/2	5/8	–	0.1150	9	36624
5/8	1-5/8	3-1/2	5/8	.030	0.1150	9	36633
5/8	1-5/8	3-1/2	5/8	.090	0.1150	9	36634
5/8	1-5/8	3-1/2	5/8	.120	0.1150	9	36635
3/4	1-5/8	4	3/4	–	0.1750	11	36625
3/4	1-5/8	4	3/4	.030	0.1750	11	36636
3/4	1-5/8	4	3/4	.090	0.1750	11	36637
3/4	1-5/8	4	3/4	.120	0.1750	11	36638
1	2	6	1	–	0.3000	11	36626
1	2	6	1	.030	0.3000	11	36639
1	2	6	1	.090	0.3000	11	36640
1	2	6	1	.120	0.3000	11	36641

Neck Option Available

TOLERANCES (inch)

DC = +0.0000/–0.0020
DCON = h_6
RE = +0.0000/–0.0020

- STEELS
- STAINLESS STEELS
- CAST IRON
- HIGH TEMP ALLOYS
- TITANIUM
- HARDENED STEELS

For patent information visit www.ksptpatents.com

Multi-Carb

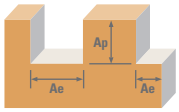

	Series 66, 66CR Fractional	Hardness		Ae x DC	Ap x DC	Vc (sfm)		DC • in 3/16	1/4	3/8	1/2	5/8	3/4	1
P	CARBON STEELS 1018, 1040, 1080, 1090, 10L50, 1140, 1212, 12L15, 1525, 1536	≤ 275 Bhn or ≤ 28 HRc	Profile	≤ 0.05	≤ 1	635	RPM	12937	9703	6469	4851	3881	3234	2426
						(508-762)	Fz	0.0008	0.0012	0.0022	0.0030	0.0037	0.0038	0.0042
							Feed (ipm)	72.4	81.5	99.6	131.0	129.2	135.2	112.1
			Finish	≤ 0.02	≤ 2	762	RPM	15524	11643	7762	5822	4657	3881	2911
						(610-914)	Fz	0.0006	0.0010	0.0018	0.0024	0.0030	0.0030	0.0034
							Feed (ipm)	69.5	78.2	95.6	125.7	124.1	129.8	107.6
	ALLOY STEELS 4140, 4150, 4320, 5120, 5150, 8630, 86L20, 50100	≤ 375 Bhn or ≤ 40 HRc	Profile	≤ 0.05	≤ 1	360	RPM	7334	5501	3667	2750	2200	1834	1375
						(288-432)	Fz	0.0006	0.0009	0.0017	0.0023	0.0029	0.0030	0.0032
							Feed (ipm)	30.8	34.7	43.6	56.9	57.4	60.5	48.4
			Finish	≤ 0.02	≤ 2	432	RPM	8801	6601	4401	3300	2640	2200	1650
						(346-518)	Fz	0.0005	0.0007	0.0014	0.0018	0.0023	0.0024	0.0026
							Feed (ipm)	29.6	33.3	41.9	54.7	55.1	58.1	46.5
M	STAINLESS STEELS (FREE MACHINING) 303, 416, 420F, 430F, 440F	≤ 275 Bhn or ≤ 28 HRc	Profile	≤ 0.05	≤ 1	560	RPM	11409	8557	5705	4278	3423	2852	2139
						(448-672)	Fz	0.0006	0.0009	0.0017	0.0023	0.0029	0.0030	0.0032
							Feed (ipm)	47.9	53.9	67.9	88.6	89.3	94.1	75.3
			Finish	≤ 0.02	≤ 2	448	RPM	9127	6845	4564	3423	2738	2282	1711
						(358-538)	Fz	0.0005	0.0007	0.0014	0.0018	0.0023	0.0024	0.0026
							Feed (ipm)	30.7	34.5	43.4	56.7	57.2	60.2	48.2
	STAINLESS STEELS (DIFFICULT) 304, 304L, 316, 316L	≤ 275 Bhn or ≤ 28 HRc	Profile	≤ 0.05	≤ 1	385	RPM	7844	5883	3922	2941	2353	1961	1471
						(308-462)	Fz	0.0005	0.0007	0.0014	0.0018	0.0023	0.0024	0.0026
							Feed (ipm)	27.5	28.8	38.4	47.7	48.7	51.8	42.1
			Finish	≤ 0.02	≤ 2	462	RPM	9412	7059	4706	3530	2824	2353	1765
						(370-554)	Fz	0.0004	0.0006	0.0011	0.0014	0.0018	0.0019	0.0021
							Feed (ipm)	26.4	27.7	36.9	45.7	46.8	49.7	40.4
	STAINLESS STEELS (PH) 13-8 PH, 15-5 PH, 17-4 PH, Custom 450	≤ 325 Bhn or ≤ 35 HRc	Profile	≤ 0.05	≤ 1	355	RPM	7233	5424	3616	2712	2170	1808	1356
						(284-426)	Fz	0.0005	0.0007	0.0014	0.0018	0.0023	0.0024	0.0026
							Feed (ipm)	25.3	26.6	35.4	43.9	44.9	47.7	38.8
			Finish	≤ 0.02	≤ 2	426	RPM	8679	6509	4340	3255	2604	2170	1627
						(341-511)	Fz	0.0004	0.0006	0.0011	0.0014	0.0018	0.0019	0.0021
							Feed (ipm)	24.3	25.5	34.0	42.2	43.1	45.8	37.2
K	CAST IRONS (LOW & MEDIUM ALLOY) Gray, Malleable, Ductile	≤ 220 Bhn or ≤ 19 HRc	Profile	≤ 0.05	≤ 1	705	RPM	14363	10772	7182	5386	4309	3591	2693
						(564-846)	Fz	0.0008	0.0012	0.0022	0.0030	0.0037	0.0038	0.0042
							Feed (ipm)	80.4	90.5	110.6	145.4	143.5	150.1	124.4
			Finish	≤ 0.02	≤ 2	846	RPM	17236	12927	8618	6463	5171	4309	3232
						(677-1015)	Fz	0.0006	0.0010	0.0018	0.0024	0.0030	0.0030	0.0034
							Feed (ipm)	77.2	86.9	106.2	139.6	137.7	144.1	119.4

continued on next page

Multi-Carb

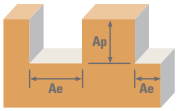

	Series 66, 66CR Fractional	Hardness		Ae x DC	Ap x DC	Vc (sfm)		DC • in 3/16	1/4	3/8	1/2	5/8	3/4	1
K	CAST IRONS (HIGH ALLOY) Gray, Malleable, Ductile	≤ 260 Bhn or ≤ 26 HRc	Profile	≤ 0.05	≤ 1	540	RPM	11002	8251	5501	4126	3300	2750	2063
						(432-648)	Fz	0.0006	0.0009	0.0017	0.0023	0.0029	0.0030	0.0032
							Feed (ipm)	46.2	52.0	65.5	85.4	86.1	90.8	72.6
			Finish	≤ 0.02	≤ 2	648	RPM	13202	9901	6601	4951	3961	3300	2475
						(518-778)	Fz	0.0005	0.0007	0.0014	0.0018	0.0023	0.0024	0.0026
							Feed (ipm)	44.4	49.9	62.8	82.0	82.7	87.1	69.7
S	SUPER ALLOYS (NICKEL, COBALT, IRON BASE) Inconel 601, 617, 625, Incoloy, Monel 400	≤ 300 Bhn or ≤ 32 HRc	Profile	≤ 0.05	≤ 1	105	RPM	2139	1604	1070	802	642	535	401
						(84-126)	Fz	0.0005	0.0007	0.0014	0.0018	0.0023	0.0024	0.0026
							Feed (ipm)	7.5	7.9	10.5	13.0	13.3	14.1	11.5
			Finish	≤ 0.02	≤ 2	126	RPM	2567	1925	1284	963	770	642	481
						(101-151)	Fz	0.0004	0.0006	0.0011	0.0014	0.0018	0.0019	0.0021
							Feed (ipm)	7.2	7.5	10.1	12.5	12.8	13.6	11.0
	SUPER ALLOYS (NICKEL, COBALT, IRON BASE) Inconel 718, X-750, Incoloy, Waspaloy, Hastelloy, Rene	≤ 400 Bhn or ≤ 43 HRc	Profile	≤ 0.05	≤ 1	85	RPM	1732	1299	866	649	520	433	325
						(68-102)	Fz	0.0003	0.0005	0.0009	0.0011	0.0014	0.0015	0.0016
							Feed (ipm)	3.6	4.5	5.5	6.4	6.5	7.1	5.7
			Finish	≤ 0.02	≤ 2	102	RPM	2078	1559	1039	779	623	520	390
						(82-122)	Fz	0.0002	0.0004	0.0007	0.0009	0.0011	0.0012	0.0013
							Feed (ipm)	3.5	4.4	5.2	6.2	6.3	6.9	5.5
	TITANIUM ALLOYS Pure Titanium, Ti6Al4V, Ti6Al2Sn4Zr2Mo, Ti4Al4Mo2Sn0.5Si	≤ 350 Bhn or ≤ 38 HRc	Profile	≤ 0.05	≤ 1	390	RPM	7946	5959	3973	2980	2384	1986	1490
						(312-468)	Fz	0.0005	0.0008	0.0015	0.0021	0.0026	0.0027	0.0029
							Feed (ipm)	27.8	33.4	41.7	56.3	55.8	59.0	47.5
			Finish	≤ 0.02	≤ 2	468	RPM	9535	7151	4767	3576	2860	2384	1788
						(374-562)	Fz	0.0004	0.0006	0.0012	0.0017	0.0021	0.0022	0.0023
							Feed (ipm)	26.7	32.0	40.0	54.1	53.5	56.6	45.6
	TITANIUM ALLOYS (DIFFICULT) Ti10Al2Fe3Al, Ti5Al5V5Mo3Cr, Ti7Al4Mo, Ti3Al8V6Cr4Zr4Mo, Ti6Al6V6Sn, Ti15V3 Cr3Sn3Al	≤ 440 Bhn or ≤ 47 HRc	Profile	≤ 0.05	≤ 1	140	RPM	2852	2139	1426	1070	856	713	535
						(112-168)	Fz	0.0005	0.0008	0.0015	0.0021	0.0026	0.0027	0.0029
							Feed (ipm)	10.0	12.0	15.0	20.2	20.0	21.2	17.1
			Finish	≤ 0.02	≤ 2	168	RPM	3423	2567	1711	1284	1027	856	642
						(134-202)	Fz	0.0004	0.0006	0.0012	0.0017	0.0021	0.0022	0.0023
							Feed (ipm)	9.6	11.5	14.4	19.4	19.2	20.3	16.4
H	TOOL STEELS A2, D2, H13, L2, M2, P20, S7, T15, W2	≤ 375 Bhn or ≤ 40 HRc	Profile	≤ 0.05	≤ 1	290	RPM	5908	4431	2954	2216	1772	1477	1108
						(232-348)	Fz	0.0004	0.0006	0.0012	0.0016	0.0020	0.0021	0.0022
							Feed (ipm)	16.5	18.6	24.8	31.9	31.9	34.1	26.8
			Finish	≤ 0.02	≤ 2	348	RPM	7090	5317	3545	2659	2127	1772	1329
						(278-418)	Fz	0.0003	0.0005	0.0010	0.0013	0.0016	0.0017	0.0018
							Feed (ipm)	15.9	17.9	23.8	30.6	30.6	32.8	25.7

Bhn (Brinell) HRc (Rockwell C)
rpm = Vc x 3.82 / DC
ipm = Fz x number of flutes x rpm
reduce speed and feed for materials harder than listed
feed rates listed have chip thinning adjustments included where applicable
refer to the SGS Tool Wizard® for complete technical information (www.kyocera-sgstool.com)

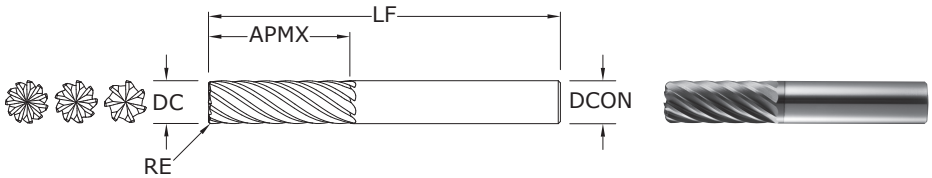

66M • 66MCR

METRIC SERIES

TOLERANCES (mm)

DC = +0,000/–0,050
DCON = h_6
RE = +0,000/–0,050

- STEELS
- STAINLESS STEELS
- CAST IRON
- HIGH TEMP ALLOYS
- TITANIUM
- HARDENED STEELS

For patent information visit www.ksptpatents.com

mm							EDP NO.
CUTTING DIAMETER DC	LENGTH OF CUT APMX	OVERALL LENGTH LF	SHANK DIAMETER DCON	CORNER RADIUS RE	NON-CUTTING CENTER DIAMETER NCD	NO. OF FLUTES	TI-NAMITE-X
6,0	19,0	63,0	6,0	–	1,63	7	46620
8,0	20,0	63,0	8,0	0,5	1,63	7	46627
6,0	19,0	63,0	6,0	1,0	1,63	7	46628
8,0	20,0	63,0	8,0	–	1,78	7	46621
8,0	20,0	63,0	8,0	0,5	1,78	7	46629
8,0	20,0	63,0	8,0	1,0	1,78	7	46630
8,0	20,0	63,0	8,0	1,5	1,78	7	46631
10,0	22,0	75,0	10,0	–	2,03	7	46622
10,0	22,0	75,0	10,0	0,5	2,03	7	46632
10,0	22,0	75,0	10,0	1,0	2,03	7	46633
10,0	22,0	75,0	10,0	1,5	2,03	7	46634
10,0	22,0	75,0	10,0	2,0	2,03	7	46635
12,0	26,0	83,0	12,0	–	3,45	9	46623
12,0	26,0	83,0	12,0	1,0	3,45	9	46636
12,0	26,0	83,0	12,0	1,5	3,45	9	46637
12,0	26,0	83,0	12,0	2,0	3,45	9	46638
12,0	26,0	83,0	12,0	2,5	3,45	9	46639
12,0	26,0	83,0	12,0	3,0	3,45	9	46640
16,0	32,0	92,0	16,0	–	2,92	9	46624
16,0	32,0	92,0	16,0	1,0	2,92	9	46641
16,0	32,0	92,0	16,0	1,5	2,92	9	46642
16,0	32,0	92,0	16,0	2,0	2,92	9	46643
16,0	32,0	92,0	16,0	2,5	2,92	9	46644
16,0	32,0	92,0	16,0	3,0	2,92	9	46645
16,0	32,0	92,0	16,0	4,0	2,92	9	46646
20,0	38,0	104,0	20,0	–	4,57	11	46625
20,0	38,0	104,0	20,0	1,0	4,57	11	46647
20,0	38,0	104,0	20,0	1,5	4,57	11	46648
20,0	38,0	104,0	20,0	2,0	4,57	11	46649
20,0	38,0	104,0	20,0	2,5	4,57	11	46650
20,0	38,0	104,0	20,0	3,0	4,57	11	46651
20,0	38,0	104,0	20,0	4,0	4,57	11	46652

continued on next page

Neck Option Available

- Heavy core and rigid design allow for straight walls
- High flute count design results in smoother cutting performance and enhanced tool life in precise finishing applications
- Enhanced corner geometry with tight tolerance corner radii
- Recommended for materials ≤ 45 HRc (≤ 420 Bhn)

MULTI Carb
HIGH PERFORMANCE FINISHING END MILLS

66M • 66MCR

METRIC SERIES

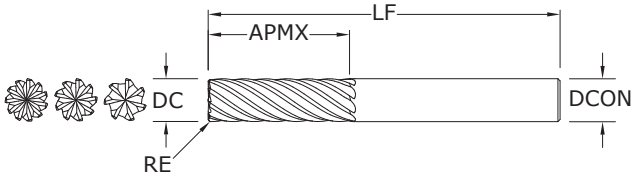

CONTINUED

mm							EDP NO.
CUTTING DIAMETER DC	LENGTH OF CUT APMX	OVERALL LENGTH LF	SHANK DIAMETER DCON	CORNER RADIUS RE	NON-CUTTING CENTER DIAMETER NCD	NO. OF FLUTES	TI-NAMITE-X
20,0	38,0	104,0	20,0	5,0	4,57	11	46653
25,0	38,0	104,0	25,0	–	7,49	11	46626
25,0	38,0	104,0	25,0	1,0	7,49	11	46654
25,0	38,0	104,0	25,0	1,5	7,49	11	46655
25,0	38,0	104,0	25,0	2,0	7,49	11	46656
25,0	38,0	104,0	25,0	2,5	7,49	11	46657
25,0	38,0	104,0	25,0	3,0	7,49	11	46658
25,0	38,0	104,0	25,0	4,0	7,49	11	46659
25,0	38,0	104,0	25,0	5,0	7,49	11	46660

Neck Option Available

TOLERANCES (mm)

DC = +0,000/–0,050
DCON = h_6
RE = +0,000/–0,050

- STEELS
- STAINLESS STEELS
- CAST IRON
- HIGH TEMP ALLOYS
- TITANIUM
- HARDENED STEELS

For patent information visit www.ksptpatents.com

Multi-Carb

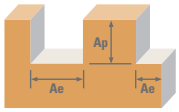

	Series 66M, 66MCR Metric	Hardness		Ae x DC	Ap x DC	Vc (m/min)		DC • mm 6	8	10	12	16	20	25
P	CARBON STEELS 1018, 1040, 1080, 1090, 10L50, 1140, 1212, 12L15, 1525, 1536	≤ 275 Bhn or ≤ 28 HRc	Profile	≤ 0.05	≤ 1	194	RPM	10260	7695	6156	5130	3847	3078	2462
						(155-232)	Fz	0.029	0.047	0.059	0.072	0.095	0.101	0.105
							Feed (mm/min)	2068	2528	2528	3324	3280	3431	2844
			Finish	≤ 0.02	≤ 2	232	RPM	12312	9234	7387	6156	4617	3693	2955
						(186-279)	Fz	0.023	0.038	0.047	0.058	0.076	0.081	0.084
							Feed (mm/min)	1985	2427	2427	3191	3149	3294	2730
	ALLOY STEELS 4140, 4150, 4320, 5120, 5150, 8630, 86L20, 50100	≤ 375 Bhn or ≤ 40 HRc	Profile	≤ 0.05	≤ 1	110	RPM	5816	4362	3490	2908	2181	1745	1396
						(88-132)	Fz	0.022	0.036	0.045	0.055	0.074	0.080	0.080
							Feed (mm/min)	879	1108	1107	1445	1457	1536	1229
			Finish	≤ 0.02	≤ 2	132	RPM	6980	5235	4188	3490	2617	2094	1675
						(105-158)	Fz	0.017	0.029	0.036	0.044	0.059	0.064	0.064
							Feed (mm/min)	844	1063	1063	1387	1399	1474	1179
M	STAINLESS STEELS (FREE MACHINING) 303, 416, 420F, 430F, 440F	≤ 275 Bhn or ≤ 28 HRc	Profile	≤ 0.05	≤ 1	171	RPM	9048	6786	5429	4524	3393	2714	2171
						(137-205)	Fz	0.022	0.036	0.045	0.055	0.074	0.080	0.080
							Feed (mm/min)	1368	1723	1723	2247	2267	2389	1911
			Finish	≤ 0.02	≤ 2	137	RPM	7238	5429	4343	3619	2714	2171	1737
						(109-164)	Fz	0.017	0.029	0.036	0.044	0.059	0.064	0.064
							Feed (mm/min)	875	1103	1103	1438	1451	1529	1223
	STAINLESS STEELS (DIFFICULT) 304, 304L, 316, 316L	≤ 275 Bhn or ≤ 28 HRc	Profile	≤ 0.05	≤ 1	117	RPM	6220	4665	3732	3110	2333	1866	1493
						(94-141)	Fz	0.017	0.030	0.037	0.043	0.059	0.064	0.065
							Feed (mm/min)	731	975	975	1209	1236	1314	1067
			Finish	≤ 0.02	≤ 2	141	RPM	7465	5598	4479	3732	2799	2239	1791
						(113-169)	Fz	0.013	0.024	0.030	0.035	0.047	0.051	0.052
							Feed (mm/min)	702	17	936	1161	1187	1261	1025
	STAINLESS STEELS (PH) 13-8 PH, 15-5 PH, 17-4 PH, Custom 450	≤ 325 Bhn or ≤ 35 HRc	Profile	≤ 0.05	≤ 1	108	RPM	5736	4302	3441	2868	2151	1721	1377
						(87-130)	Fz	0.017	0.030	0.037	0.043	0.059	0.064	0.065
							Feed (mm/min)	674	899	899	1115	1140	1211	984
			Finish	≤ 0.02	≤ 2	130	RPM	6883	5162	4130	3441	2581	2065	1652
						(104-156)	Fz	0.013	0.024	0.030	0.035	0.047	0.051	0.052
							Feed (mm/min)	647	863	863	1070	1094	1163	945
K	CAST IRONS (LOW & MEDIUM ALLOY) Gray, Malleable, Ductile	≤ 220 Bhn or ≤ 19 HRc	Profile	≤ 0.05	≤ 1	215	RPM	11391	8543	6834	5695	4271	3417	2734
						(172-258)	Fz	0.029	0.047	0.059	0.072	0.095	0.101	0.105
							Feed (mm/min)	2296	2807	2807	3690	3641	3809	3158
			Finish	≤ 0.02	≤ 2	258	RPM	13669	10252	8201	6834	5126	4101	3281
						(206-309)	Fz	0.023	0.038	0.047	0.058	0.076	0.081	0.084
							Feed (mm/min)	2204	2695	2694	3543	3496	3657	3031

continued on next page

Multi-Carb

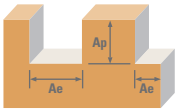

	Series 66M, 66MCR Metric	Hardness		Ae x DC	Ap x DC	Vc (m/min)		DC • mm 6	8	10	12	16	20	25
K	CAST IRONS (HIGH ALLOY) Gray, Malleable, Ductile	≤ 260 Bhn or ≤ 26 HRc	Profile	≤ 0.05	≤ 1	165	RPM	8725	6544	5235	4362	3272	2617	2094
						(132-198)	Fz	0.022	0.036	0.045	0.055	0.074	0.080	0.080
							Feed (mm/min)	1319	1661	1661	2167	2186	2303	1843
			Finish	≤ 0.02	≤ 2	198	RPM	10470	7852	6282	5235	3926	3141	2513
						(158-237)	Fz	0.017	0.029	0.036	0.044	0.059	0.064	0.064
							Feed (mm/min)	1266	1595	1595	2080	2099	2211	1769
S	SUPER ALLOYS (NICKEL, COBALT, IRON BASE) Inconel 601, 617, 625, Incoloy, Monel 400	≤ 300 Bhn or ≤ 32 HRc	Profile	≤ 0.05	≤ 1	32	RPM	1696	1272	1018	848	636	509	407
						(26-38)	Fz	0.017	0.030	0.037	0.043	0.059	0.064	0.065
							Feed (mm/min)	199	266	213	330	337	358	291
			Finish	≤ 0.02	≤ 2	38	RPM	2036	1527	1221	1018	763	611	489
						(31-46)	Fz	0.013	0.024	0.030	0.035	0.047	0.051	0.052
							Feed (mm/min)	192	255	255	317	324	344	279
	SUPER ALLOYS (NICKEL, COBALT, IRON BASE) Inconel 718, X-750, Incoloy, Waspaloy, Hastelloy, Rene	≤ 400 Bhn or ≤ 43 HRc	Profile	≤ 0.05	≤ 1	26	RPM	1373	1030	824	687	515	412	330
						(21-31)	Fz	0.012	0.019	0.024	0.026	0.036	0.040	0.040
							Feed (mm/min)	115	138	138	163	166	181	145
			Finish	≤ 0.02	≤ 2	31	RPM	1648	1236	989	824	618	494	396
						(25-37)	Fz	0.010	0.015	0.019	0.021	0.029	0.032	0.032
							Feed (mm/min)	111	133	133	157	159	174	139
	TITANIUM ALLOYS Pure Titanium, Ti6Al4V, Ti6Al2Sn4Zr2Mo, Ti4Al4Mo2Sn0.5Si	≤ 350 Bhn or ≤ 38 HRc	Profile	≤ 0.05	≤ 1	119	RPM	6301	4726	3781	3151	2363	1890	1512
						(95-143)	Fz	0.019	0.032	0.040	0.050	0.067	0.072	0.073
							Feed (mm/min)	847	1059	1059	1429	1415	1497	1206
			Finish	≤ 0.02	≤ 2	143	RPM	7561	5671	4537	3781	2836	2268	1815
						(114-171)	Fz	0.015	0.026	0.032	0.040	0.053	0.058	0.058
							Feed (mm/min)	813	1016	1016	1372	1359	1437	1158
	TITANIUM ALLOYS (DIFFICULT) Ti10Al2Fe3Al, Ti5Al5V5Mo3Cr, Ti7Al4Mo, Ti3Al8V6Cr4Zr4Mo, Ti6Al6V6Sn, Ti15V3 Cr3Sn3Al	≤ 440 Bhn or ≤ 47 HRc	Profile	≤ 0.05	≤ 1	43	RPM	2262	1696	1357	1131	848	679	543
						(34-51)	Fz	0.019	0.032	0.040	0.050	0.067	0.072	0.073
							Feed (mm/min)	304	380	380	513	508	537	433
			Finish	≤ 0.02	≤ 2	51	RPM	2714	2036	1629	1357	1018	814	651
						(41-61)	Fz	0.015	0.026	0.032	0.040	0.053	0.058	0.058
							Feed (mm/min)	292	365	365	492	488	516	416
H	TOOL STEELS A2, D2, H13, L2, M2, P20, S7, T15, W2	≤ 375 Bhn or ≤ 40 HRc	Profile	≤ 0.05	≤ 1	88	RPM	4686	3514	2811	2343	1757	1406	1125
						(71-106)	Fz	0.014	0.026	0.032	0.038	0.051	0.056	0.055
							Feed (mm/min)	472	630	630	810	810	866	680
			Finish	≤ 0.02	≤ 2	106	RPM	5623	4217	3374	2811	2108	1687	1349
						(85-127)	Fz	0.012	0.020	0.026	0.031	0.041	0.045	0.044
							Feed (mm/min)	453	605	605	777	777	831	653

Bhn (Brinell) HRc (Rockwell C)
rpm = (Vc x 1000) / (DC x 3.14)
mm/min = Fz x number of flutes x rpm
reduce speed and feed for materials harder than listed
feed rates listed have chip thinning adjustments included where applicable
refer to the SGS Tool Wizard® for complete technical information (www.kyocera-sgstool.com)

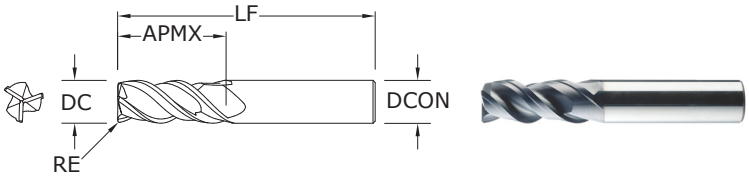

33CR
FRACTIONAL SERIES

TOLERANCES (inch)

1/8–1/4 DIAMETER
DC = +0.0000/–0.0012
DCON = h_6
RE = +0.0000/–0.0020

>1/4–3/8 DIAMETER
DC = +0.0000/–0.0016
DCON = h_6
RE = +0.0000/–0.0020

>3/8–1 DIAMETER
DC = +0.0000/–0.0020
DCON = h_6
RE = +0.0000/–0.0020

- STEELS
- STAINLESS STEELS
- CAST IRON
- HIGH TEMP ALLOYS
- TITANIUM
- HARDENED STEELS

For patent information visit www.ksptpatents.com

inch					EDP NO.
CUTTING DIAMETER DC	LENGTH OF CUT APMX	OVERALL LENGTH LF	SHANK DIAMETER DCON	CORNER RADIUS RE	TI-NAMITE-A (AlTiN)
1/8	3/8	2-1/2	1/4	.015	33345
3/16	9/16	2-1/2	1/4	.015	33346
1/4	3/4	2-1/2	1/4	.020	33347
5/16	13/16	2-1/2	5/16	.020	33348
3/8	1	2-1/2	3/8	.020	33349
7/16	1-1/8	2-3/4	7/16	.020	33350
1/2	1-1/4	3-1/4	1/2	.030	33351
5/8	1-1/2	3-1/2	5/8	.040	33352
3/4	1-3/4	4	3/4	.040	33353
1	2-1/4	5	1	.040	33354

- Specially engineered step core design provides stability for aggressive ramping and rigidity when flutes are completely engaged
- Open design at axial end accommodates material flow and load reduction during machining operations
- Enhanced corner geometry with tight tolerance corner radii
- Recommended for materials ≤ 45 HRc (≤ 420 Bhn)

Series 33

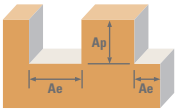

	Series 33CR Fractional	Hardness		Ae x DC	Ap x DC	Vc (sfm)		DC • in 1/8	1/4	3/8	1/2	5/8	3/4	1
P	CARBON STEELS 1018, 1040, 1080, 1090, 10L50, 1140, 1212, 12L15, 1525, 1536	≤ 275 Bhn or ≤ 28 HRc	Profile	≤ 0.5	≤ 1.5	550	RPM	16808	8404	5603	4202	3362	2801	2101
						(440-660)	Fz	0.0005	0.0012	0.0023	0.0031	0.0039	0.0040	0.0043
							Feed (ipm)	25.2	30.3	38.7	39.1	39.3	33.6	27.1
			Slot	1	≤ 1	440	RPM	13446	6723	4482	3362	2689	2241	1681
						(352-528)	Fz	0.0005	0.0012	0.0023	0.0031	0.0039	0.0040	0.0043
							Feed (ipm)	20.2	24.2	30.9	31.3	31.5	26.9	21.7
	ALLOY STEELS 4140, 4150, 4320, 5120, 5150, 8630, 86L20, 50100	≤ 375 Bhn or ≤ 40 HRc	Profile	≤ 0.5	≤ 1.5	315	RPM	9626	4813	3209	2407	1925	1604	1203
						(252-378)	Fz	0.0004	0.0009	0.0017	0.0023	0.0029	0.0030	0.0032
							Feed (ipm)	11.6	13.0	16.4	16.6	16.7	14.4	11.6
			Slot	1	≤ 1	250	RPM	7640	3820	2547	1910	1528	1273	955
						(200-300)	Fz	0.0004	0.0009	0.0017	0.0023	0.0029	0.0030	0.0032
							Feed (ipm)	9.2	10.3	13.0	13.2	13.3	11.5	9.2
M	STAINLESS STEELS (FREE MACHINING) 303, 416, 420F, 430F, 440F	≤ 275 Bhn or ≤ 28 HRc	Profile	≤ 0.5	≤ 1.5	490	RPM	14974	7487	4991	3744	2995	2496	1872
						(392-588)	Fz	0.0004	0.0010	0.0019	0.0025	0.0031	0.0032	0.0035
							Feed (ipm)	17.1	22.5	28.5	28.1	27.9	24.0	19.7
			Slot	1	≤ 1	390	RPM	11918	5959	3973	2980	2384	1986	1490
						(312-468)	Fz	0.0004	0.0010	0.0019	0.0025	0.0031	0.0032	0.0035
							Feed (ipm)	13.6	17.9	22.6	22.3	22.2	19.1	15.6
	STAINLESS STEELS (DIFFICULT) 304, 304L, 316, 316L	≤ 275 Bhn or ≤ 28 HRc	Profile	≤ 0.5	≤ 1.5	340	RPM	10390	5195	3463	2598	2078	1732	1299
						(272-408)	Fz	0.0003	0.0008	0.0015	0.0020	0.0025	0.0026	0.0028
							Feed (ipm)	9.4	12.5	15.6	15.6	15.6	13.5	10.9
			Slot	1	≤ 1	270	RPM	8251	4126	2750	2063	1650	1375	1031
						(216-324)	Fz	0.0003	0.0008	0.0015	0.0020	0.0025	0.0026	0.0028
							Feed (ipm)	7.4	9.9	12.4	12.4	12.4	10.7	8.7
	STAINLESS STEELS (PH) 13-8 PH, 15-5 PH, 17-4 PH, Custom 450	≤ 325 Bhn or ≤ 35 HRc	Profile	≤ 0.5	≤ 1.5	310	RPM	9474	4737	3158	2368	1895	1579	1184
						(248-372)	Fz	0.0003	0.0008	0.0015	0.0020	0.0025	0.0026	0.0028
							Feed (ipm)	8.5	11.4	14.2	14.2	14.2	12.3	9.9
			Slot	1	≤ 1	250	RPM	7640	3820	2547	1910	1528	1273	955
						(200-300)	Fz	0.0003	0.0008	0.0015	0.0020	0.0025	0.0026	0.0028
							Feed (ipm)	6.9	9.2	11.5	11.5	11.5	9.9	8.0
K	CAST IRONS (LOW & MEDIUM ALLOY) Gray, Malleable, Ductile	≤ 220 Bhn or ≤ 19 HRc	Profile	≤ 0.5	≤ 1.5	445	RPM	13599	6800	4533	3400	2720	2267	1700
						(356-534)	Fz	0.0004	0.0011	0.0021	0.0028	0.0035	0.0036	0.0039
							Feed (ipm)	14.3	22.4	28.6	28.6	28.6	24.5	19.9
			Slot	1	≤ 1	355	RPM	10849	5424	3616	2712	2170	1808	1356
						(284-426)	Fz	0.0004	0.0011	0.0021	0.0028	0.0035	0.0036	0.0039
							Feed (ipm)	11.4	17.9	22.8	22.8	22.8	19.5	15.9

continued on next page

Series 33

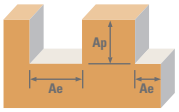

	Series 33CR Fractional	Hardness		Ae x DC	Ap x DC	Vc (sfm)		DC • in 1/8	1/4	3/8	1/2	5/8	3/4	1
K	CAST IRONS (HIGH ALLOY) Gray, Malleable, Ductile	≤ 260 Bhn or ≤ 26 HRc	Profile	≤ 0.5	≤ 1.5	340	RPM	10390	5195	3463	2598	2078	1732	1299
						(272-408)	Fz	0.0003	0.0008	0.0016	0.0021	0.0026	0.0027	0.0029
							Feed (ipm)	9.4	12.5	16.6	16.4	16.2	14.0	11.3
			Slot	1	≤ 1	270	RPM	8251	4126	2750	2063	1650	1375	1031
						(216-324)	Fz	0.0003	0.0008	0.0016	0.0021	0.0026	0.0027	0.0029
							Feed (ipm)	7.4	9.9	13.2	13.0	12.9	11.1	9.0
S	SUPER ALLOYS (NICKEL, COBALT, IRON BASE) Inconel 601, 617, 625, Incoloy, Monel 400	≤ 300 Bhn or ≤ 32 HRc	Profile	≤ 0.5	≤ 1.5	80	RPM	2445	1222	815	611	489	407	306
						(64-96)	Fz	0.0003	0.0007	0.0013	0.0017	0.0021	0.0022	0.0024
							Feed (ipm)	1.9	2.6	3.2	3.1	3.1	2.7	2.2
			Slot	1	≤ 1	65	RPM	1986	993	662	497	397	331	248
						(52-78)	Fz	0.0003	0.0007	0.0013	0.0017	0.0021	0.0022	0.0024
							Feed (ipm)	1.5	2.1	2.6	2.5	2.5	2.2	1.8
	SUPER ALLOYS (NICKEL, COBALT, IRON BASE) Inconel 718, X-750, Incoloy, Waspaloy, Hastelloy, Rene	≤ 400 Bhn or ≤ 43 HRc	Profile	≤ 0.5	≤ 1.5	62	RPM	1895	947	632	474	379	316	237
						(50-74)	Fz	0.0002	0.0005	0.0009	0.0012	0.0015	0.0016	0.0017
							Feed (ipm)	1.1	1.4	1.7	1.7	1.7	1.5	1.2
			Slot	1	≤ 1	49	RPM	1497	749	499	374	299	250	187
						(39-59)	Fz	0.0002	0.0005	0.0009	0.0012	0.0015	0.0016	0.0017
							Feed (ipm)	0.9	1.1	1.3	1.3	1.3	1.2	1.0
	TITANIUM ALLOYS Pure Titanium, Ti6Al4V, Ti6Al2Sn4Zr2Mo, Ti4Al4Mo2Sn0.5Si	≤ 350 Bhn or ≤ 38 HRc	Profile	≤ 0.5	≤ 1.5	215	RPM	6570	3285	2190	1643	1314	1095	821
						(172-258)	Fz	0.0003	0.0008	0.0015	0.0020	0.0025	0.0026	0.0028
							Feed (ipm)	5.9	7.9	9.9	9.9	9.9	8.5	6.9
			Slot	1	≤ 1	170	RPM	5195	2598	1732	1299	1039	866	649
						(136-204)	Fz	0.0003	0.0008	0.0015	0.0020	0.0025	0.0026	0.0028
							Feed (ipm)	4.7	6.2	7.8	7.8	7.8	6.8	5.5
	TITANIUM ALLOYS (DIFFICULT) Ti10Al2Fe3Al, Ti5Al5V5Mo3Cr, Ti7Al4Mo, Ti3Al8V6Cr4Zr4Mo, Ti6Al6V6Sn, Ti15V3 Cr3Sn3Al	≤ 440 Bhn or ≤ 47 HRc	Profile	≤ 0.5	≤ 1.5	75	RPM	2292	1146	764	573	458	382	287
						(60-90)	Fz	0.0003	0.0008	0.0015	0.0020	0.0025	0.0026	0.0028
							Feed (ipm)	2.1	2.8	3.4	3.4	3.4	3.0	2.4
			Slot	1	≤ 1	60	RPM	1834	917	611	458	367	306	229
						(48-72)	Fz	0.0003	0.0008	0.0015	0.0020	0.0025	0.0026	0.0028
							Feed (ipm)	1.7	2.2	2.8	2.8	2.8	2.4	1.9
H	TOOL STEELS A2, D2, H13, L2, M2, P20, S7, T15, W2	≤ 375 Bhn or ≤ 40 HRc	Profile	≤ 0.5	≤ 1.5	185	RPM	5654	2827	1885	1413	1131	942	707
						(148-222)	Fz	0.0003	0.0007	0.0014	0.0018	0.0023	0.0024	0.0025
							Feed (ipm)	5.1	5.9	7.9	7.6	7.8	6.8	5.3
			Slot	1	≤ 1	145	RPM	4431	2216	1477	1108	886	739	554
						(116-174)	Fz	0.0003	0.0007	0.0014	0.0018	0.0023	0.0024	0.0025
							Feed (ipm)	4.0	4.7	6.2	6.0	6.1	5.3	4.2

Bhn (Brinell) HRc (Rockwell C)
rpm = Vc x 3.82 / DC
ipm = Fz x 3 x rpm
reduce speed and feed for materials harder than listed
reduce feed and Ae when finish milling (.02 x DC maximum)
feed rates listed have chip thinning adjustments included where applicable
refer to the SGS Tool Wizard® for complete technical information (www.kyocera-sgstool.com)

33MCR

METRIC SERIES

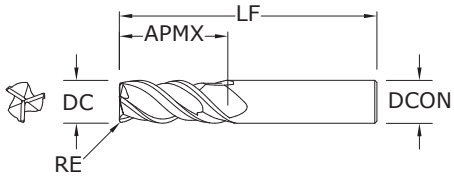

- Specially engineered step core design provides stability for aggressive ramping and rigidity when flutes are completely engaged
- Open design at axial end accommodates material flow and load reduction during machining operations
- Enhanced corner geometry with tight tolerance corner radii
- Recommended for materials ≤ 45 HRc (≤ 420 Bhn)

mm					EDP NO.
CUTTING DIAMETER DC	LENGTH OF CUT APMX	OVERALL LENGTH LF	SHANK DIAMETER DCON	CORNER RADIUS RE	TI-NAMITE-A (AlTiN)
3,0	9,0	57,0	6,0	0,3	43445
3,0	9,0	57,0	6,0	0,5	43470
4,0	12,0	57,0	6,0	0,3	43446
4,0	12,0	57,0	6,0	0,5	43471
5,0	15,0	57,0	6,0	0,3	43447
5,0	15,0	57,0	6,0	0,5	43472
6,0	18,0	57,0	6,0	0,5	43448
6,0	18,0	57,0	6,0	1,0	43473
6,0	18,0	57,0	6,0	1,5	43474
6,0	18,0	57,0	6,0	2,0	43475
8,0	20,0	63,0	8,0	0,5	43449
8,0	20,0	63,0	8,0	1,0	43476
8,0	20,0	63,0	8,0	1,5	43477
8,0	20,0	63,0	8,0	2,0	43478
10,0	27,0	72,0	10,0	0,5	43450
10,0	27,0	72,0	10,0	1,0	43479
10,0	27,0	72,0	10,0	1,5	43480
10,0	27,0	72,0	10,0	2,0	43481
10,0	27,0	72,0	10,0	2,5	43482
12,0	30,0	83,0	12,0	0,5	43451
12,0	30,0	83,0	12,0	1,0	43483
12,0	30,0	83,0	12,0	1,5	43484
12,0	30,0	83,0	12,0	2,0	43485
12,0	30,0	83,0	12,0	2,5	43486
12,0	30,0	83,0	12,0	3,0	43487
12,0	30,0	83,0	12,0	4,0	43488
16,0	38,0	92,0	16,0	1,0	43452
16,0	38,0	92,0	16,0	1,5	43489
16,0	38,0	92,0	16,0	2,0	43490
16,0	38,0	92,0	16,0	2,5	43491
16,0	38,0	92,0	16,0	3,0	43492
16,0	38,0	92,0	16,0	4,0	43493
20,0	46,0	104,0	20,0	1,0	43453
20,0	46,0	104,0	20,0	2,0	43494
20,0	46,0	104,0	20,0	2,5	43495
20,0	46,0	104,0	20,0	3,0	43496
20,0	46,0	104,0	20,0	4,0	43497

TOLERANCES (mm)

3–6 DIAMETER
DC = +0,000/–0,030
DCON = h_6
RE = +0,000/–0,050

>6–10 DIAMETER
DC = +0,000/–0,040
DCON = h_6
RE = +0,000/–0,050

>10–20 DIAMETER
DC = +0,000/–0,050
DCON = h_6
RE = +0,000/–0,050

- STEELS
- STAINLESS STEELS
- CAST IRON
- HIGH TEMP ALLOYS
- TITANIUM
- HARDENED STEELS

For patent information visit www.ksptpatents.com

Series 33

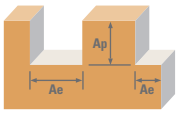

	Series 33MCR Metric	Hardness		Ae x DC	Ap x DC	Vc (m/min)		DC • mm 3	6	8	10	12	16	20
P	CARBON STEELS 1018, 1040, 1080, 1090, 10L50, 1140, 1212, 12L15, 1525, 1536	≤ 275 Bhn or ≤ 28 HRc	Profile	≤ 0.5	≤ 1.5	168	RPM	17773	8886	6665	5332	4443	3332	2666
						(134-201)	Fz	0.012	0.029	0.049	0.061	0.074	0.100	0.107
							Feed (mm/min)	640	768	981	981	992	998	853
			Slot	1	≤ 1	134	RPM	14218	7109	5332	4265	3555	2666	2133
						(107-161)	Fz	0.012	0.029	0.049	0.061	0.074	0.100	0.107
							Feed (mm/min)	512	614	785	785	793	798	682
	ALLOY STEELS 4140, 4150, 4320, 5120, 5150, 8630, 86L20, 50100	≤ 375 Bhn or ≤ 40 HRc	Profile	≤ 0.5	≤ 1.5	96	RPM	10179	5089	3817	3054	2545	1909	1527
						(77-115)	Fz	0.010	0.022	0.036	0.045	0.055	0.074	0.080
							Feed (mm/min)	293	330	415	415	421	425	366
			Slot	1	≤ 1	76	RPM	8078	4039	3029	2424	2020	1515	1212
						(61-91)	Fz	0.010	0.022	0.036	0.045	0.055	0.074	0.080
							Feed (mm/min)	233	262	330	330	334	337	291
M	STAINLESS STEELS (FREE MACHINING) 303, 416, 420F, 430F, 440F	≤ 275 Bhn or ≤ 28 HRc	Profile	≤ 0.5	≤ 1.5	149	RPM	15834	7917	5938	4750	3958	2969	2375
						(119-179)	Fz	0.009	0.024	0.041	0.051	0.060	0.079	0.085
							Feed (mm/min)	433	570	722	722	712	707	608
			Slot	1	≤ 1	119	RPM	12602	6301	4726	3781	3151	2363	1890
						(95-143)	Fz	0.009	0.024	0.041	0.051	0.060	0.079	0.085
							Feed (mm/min)	345	454	575	575	567	563	484
	STAINLESS STEELS (DIFFICULT) 304, 304L, 316, 316L	≤ 275 Bhn or ≤ 28 HRc	Profile	≤ 0.5	≤ 1.5	104	RPM	10987	5493	4120	3296	2747	2060	1648
						(83-124)	Fz	0.007	0.019	0.032	0.040	0.048	0.064	0.069
							Feed (mm/min)	237	316	396	396	395	396	343
			Slot	1	≤ 1	82	RPM	8725	4362	3272	2617	2181	1636	1309
						(66-99)	Fz	0.007	0.019	0.032	0.040	0.048	0.064	0.069
							Feed (mm/min)	188	251	314	314	314	314	272
	STAINLESS STEELS (PH) 13-8 PH, 15-5 PH, 17-4 PH, Custom 450	≤ 325 Bhn or ≤ 35 HRc	Profile	≤ 0.5	≤ 1.5	94	RPM	10017	5009	3756	3005	2504	1878	1503
						(76-113)	Fz	0.007	0.019	0.032	0.040	0.048	0.064	0.069
							Feed (mm/min)	216	288	361	361	361	361	313
			Slot	1	≤ 1	76	RPM	8078	4039	3029	2424	2020	1515	1212
						(61-91)	Fz	0.007	0.019	0.032	0.040	0.048	0.064	0.069
							Feed (mm/min)	174	233	291	291	291	291	252
K	CAST IRONS (LOW & MEDIUM ALLOY) Gray, Malleable, Ductile	≤ 220 Bhn or ≤ 19 HRc	Profile	≤ 0.5	≤ 1.5	136	RPM	14380	7190	5392	4314	3595	2696	2157
						(109-163)	Fz	0.008	0.026	0.045	0.056	0.067	0.090	0.096
							Feed (mm/min)	362	569	725	725	725	725	621
			Slot	1	≤ 1	108	RPM	11471	5736	4302	3441	2868	2151	1721
						(87-130)	Fz	0.008	0.026	0.045	0.056	0.067	0.090	0.096
							Feed (mm/min)	289	454	578	578	578	578	496

continued on next page

Series 33

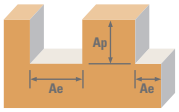

	Series 33MCR Metric	Hardness		Ae x DC	Ap x DC	Vc (m/min)		DC • mm 3	6	8	10	12	16	20
K	CAST IRONS (HIGH ALLOY) Gray, Malleable, Ductile	≤ 260 Bhn or ≤ 26 HRc	Profile	≤ 0.5	≤ 1.5	104	RPM	10987	5493	4120	3296	2747	2060	1648
						(83-124)	Fz	0.007	0.019	0.034	0.043	0.050	0.067	0.072
							Feed (mm/min)	237	316	422	422	415	411	356
			Slot	1	≤ 1	82	RPM	8725	4362	3272	2617	2181	1636	1309
						(66-99)	Fz	0.007	0.019	0.034	0.043	0.050	0.067	0.072
							Feed (mm/min)	188	251	335	335	330	327	283
S	SUPER ALLOYS (NICKEL, COBALT, IRON BASE) Inconel 601, 617, 625, Incoloy, Monel 400	≤ 300 Bhn or ≤ 32 HRc	Profile	≤ 0.5	≤ 1.5	24	RPM	2585	1293	969	776	646	485	388
						(20-29)	Fz	0.006	0.017	0.028	0.035	0.041	0.054	0.059
							Feed (mm/min)	48	65	81	65	79	78	68
			Slot	1	≤ 1	20	RPM	2100	1050	788	630	525	394	315
						(16-24)	Fz	0.006	0.017	0.028	0.035	0.041	0.054	0.059
							Feed (mm/min)	39	53	66	66	64	64	55
	SUPER ALLOYS (NICKEL, COBALT, IRON BASE) Inconel 718, X-750, Incoloy, Waspaloy, Hastelloy, Rene	≤ 400 Bhn or ≤ 43 HRc	Profile	≤ 0.5	≤ 1.5	19	RPM	2003	1002	751	601	501	376	301
						(15-23)	Fz	0.005	0.012	0.019	0.024	0.029	0.038	0.043
							Feed (mm/min)	29	36	43	43	43	43	38
			Slot	1	≤ 1	15	RPM	1583	792	594	475	396	297	238
						(12-18)	Fz	0.005	0.012	0.019	0.024	0.029	0.038	0.043
							Feed (mm/min)	23	28	34	34	34	34	30
	TITANIUM ALLOYS Pure Titanium, Ti6Al4V, Ti6Al2Sn4Zr2Mo, Ti4Al4Mo2Sn0.5Si	≤ 350 Bhn or ≤ 38 HRc	Profile	≤ 0.5	≤ 1.5	66	RPM	6947	3474	2605	2084	1737	1303	1042
						(52-79)	Fz	0.007	0.019	0.032	0.040	0.048	0.064	0.069
							Feed (mm/min)	150	200	250	250	250	250	217
			Slot	1	≤ 1	52	RPM	5493	2747	2060	1648	1373	1030	824
						(41-62)	Fz	0.007	0.019	0.032	0.040	0.048	0.064	0.069
							Feed (mm/min)	119	158	198	198	198	198	171
	TITANIUM ALLOYS (DIFFICULT) Ti10Al2Fe3Al, Ti5Al5V5Mo3Cr, Ti7Al4Mo, Ti3Al8V6Cr4Zr4Mo, Ti6Al6V6Sn, Ti15V3 Cr3Sn3Al	≤ 440 Bhn or ≤ 47 HRc	Profile	≤ 0.5	≤ 1.5	23	RPM	2424	1212	909	727	606	454	364
						(18-27)	Fz	0.007	0.019	0.032	0.040	0.048	0.064	0.069
							Feed (mm/min)	52	70	87	87	87	87	76
			Slot	1	≤ 1	18	RPM	1939	969	727	582	485	364	291
						(15-22)	Fz	0.007	0.019	0.032	0.040	0.048	0.064	0.069
							Feed (mm/min)	42	56	70	70	70	70	60
H	TOOL STEELS A2, D2, H13, L2, M2, P20, S7, T15, W2	≤ 375 Bhn or ≤ 40 HRc	Profile	≤ 0.5	≤ 1.5	56	RPM	5978	2989	2242	1793	1495	1121	897
						(45-68)	Fz	0.007	0.017	0.030	0.037	0.043	0.059	0.064
							Feed (mm/min)	129	151	201	201	194	198	172
			Slot	1	≤ 1	44	RPM	4686	2343	1757	1406	1171	879	703
						(35-53)	Fz	0.007	0.017	0.030	0.037	0.043	0.059	0.064
							Feed (mm/min)	101	118	157	157	152	155	135

Bhn (Brinell) HRc (Rockwell C)
rpm = (Vc x 1000) / (DC x 3.14)
mm/min = Fz x 3 x rpm
reduce speed and feed for materials harder than listed
reduce feed and Ae when finish milling (.02 x DC maximum)
feed rates listed have chip thinning adjustments included where applicable
refer to the SGS Tool Wizard® for complete technical information (www.kyocera-sgstool.com)

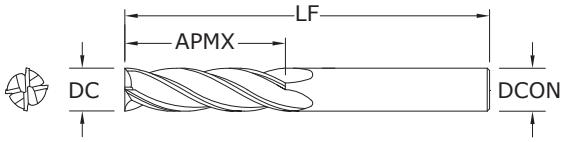

7
FRACTIONAL SERIES

TOLERANCES (inch)

DC = +0.0000/–0.0020
DCON = h_6

- STEELS
- STAINLESS STEELS
- CAST IRON
- HIGH TEMP ALLOYS
- TITANIUM
- HARDENED STEELS

For patent information visit www.ksptpatents.com

inch				EDP NO.
CUTTING DIAMETER DC	LENGTH OF CUT APMX	OVERALL LENGTH LF	SHANK DIAMETER DCON	Ti-NAMITE-X
1/8	3/4	2-1/4	1/8	70470
1/8	1	3	1/8	70471
3/16	3/4	2-1/2	3/16	70472
3/16	1-1/8	3	3/16	70473
1/4	1-1/8	3	1/4	70474
1/4	1-1/2	4	1/4	70475
5/16	1-1/8	3	5/16	70476
5/16	1-5/8	4	5/16	70477
3/8	1-1/8	3	3/8	70478
3/8	1-3/4	4	3/8	70479
7/16	2	4-1/2	7/16	70480
7/16	3	6	7/16	70481
1/2	2	4-1/2	1/2	70482
1/2	3	6	1/2	70483
5/8	2-1/4	5	5/8	70484
5/8	3	6	5/8	70485
3/4	2-1/4	5	3/4	70486
3/4	3	6	3/4	70487
1	2-1/4	5	1	70488
1	3	6	1	70489

- Variable pitch allows for improved chatter suppression along with improved surface finish and enhanced tool life
- Raised land and increased core diameter designed to enhance tool life and decrease tool deflection
- Recommended for materials ≤ 45 HRc (≤ 420 Bhn)

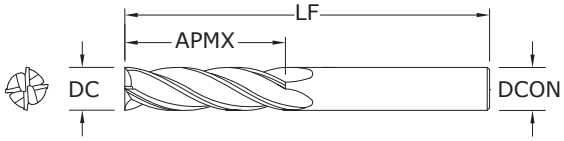

7M
METRIC SERIES

TOLERANCES (mm)

DC = +0,000/+0,050
DCON = h_6

- STEELS
- STAINLESS STEELS
- CAST IRON
- HIGH TEMP ALLOYS
- TITANIUM
- HARDENED STEELS

For patent information visit www.ksptpatents.com

mm				EDP NO.
CUTTING DIAMETER DC	LENGTH OF CUT APMX	OVERALL LENGTH LF	SHANK DIAMETER DCON	Ti-NAMITE-X
3,0	25,0	75,0	3,0	70551
4,0	25,0	75,0	4,0	70552
5,0	25,0	75,0	5,0	70553
6,0	25,0	75,0	6,0	70554
8,0	25,0	75,0	8,0	70555
10,0	38,0	100,0	10,0	70556
12,0	50,0	100,0	12,0	70557
12,0	75,0	150,0	12,0	70558
14,0	75,0	150,0	14,0	70559
16,0	75,0	150,0	16,0	70560
18,0	75,0	150,0	18,0	70561
20,0	75,0	150,0	20,0	70562
25,0	75,0	150,0	25,0	70563

- Variable pitch allows for improved chatter suppression along with improved surface finish and enhanced tool life
- Raised land and increased core diameter designed to enhance tool life and decrease tool deflection
- Recommended for materials ≤ 45 HRc (≤ 420 Bhn)

7B
FRACTIONAL SERIES

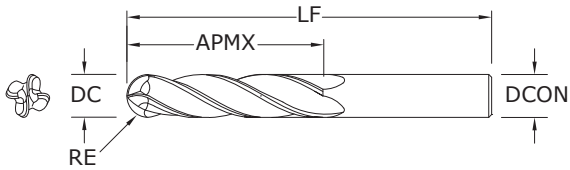

- Variable pitch allows for improved chatter suppression along with improved surface finish and enhanced tool life
- Raised land and increased core diameter designed to enhance tool life and decrease tool deflection
- Ball nose design ideal for finishing operations in complex workpieces
- Recommended for materials ≤ 45 HRc (≤ 420 Bhn)

inch				EDP NO.
CUTTING DIAMETER DC	LENGTH OF CUT APMX	OVERALL LENGTH LF	SHANK DIAMETER DCON	Ti-NAMITE-X
1/8	3/4	2-1/4	1/8	70441
1/8	1	3	1/8	70442
3/16	3/4	2-1/2	3/16	70444
3/16	1-1/8	3	3/16	70445
1/4	1-1/8	3	1/4	70447
1/4	1-1/2	4	1/4	70448
5/16	1-1/8	3	5/16	70450
5/16	1-5/8	4	5/16	70451
3/8	1-1/8	3	3/8	70453
3/8	1-3/4	4	3/8	70454
7/16	2	4-1/2	7/16	70456
7/16	3	6	7/16	70457
1/2	2	4-1/2	1/2	70459
1/2	3	6	1/2	70460
5/8	2-1/4	5	5/8	70462
5/8	3	6	5/8	70463
3/4	2-1/4	5	3/4	70465
3/4	3	6	3/4	70466
1	2-1/4	5	1	70468
1	3	6	1	70469

RE = 1/2 Cutting Diameter (DC)

TOLERANCES (inch)

DC = +0.0000/–0.0020
DCON = h_6
RE = +0.0000/–0.0010

- STEELS
- STAINLESS STEELS
- CAST IRON
- HIGH TEMP ALLOYS
- TITANIUM
- HARDENED STEELS

For patent information visit www.ksptpatents.com

7MB
METRIC SERIES

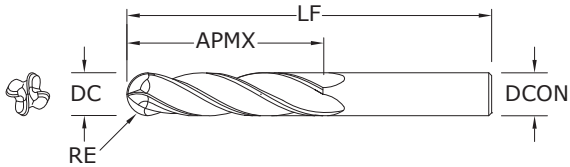

- Variable pitch allows for improved chatter suppression along with improved surface finish and enhanced tool life
- Raised land and increased core diameter designed to enhance tool life and decrease tool deflection
- Ball nose design ideal for finishing operations in complex workpieces
- Recommended for materials ≤ 45 HRc (≤ 420 Bhn)

mm				EDP NO.
CUTTING DIAMETER DC	LENGTH OF CUT APMX	OVERALL LENGTH LF	SHANK DIAMETER DCON	Ti-NAMITE-X
3,0	25,0	75,0	3,0	70527
4,0	25,0	75,0	4,0	70529
5,0	25,0	75,0	5,0	70531
6,0	25,0	75,0	6,0	70533
8,0	25,0	75,0	8,0	70535
10,0	38,0	100,0	10,0	70537
12,0	50,0	100,0	12,0	70539
12,0	75,0	150,0	12,0	70540
14,0	75,0	150,0	14,0	70542
16,0	75,0	150,0	16,0	70544
18,0	75,0	150,0	18,0	70546
20,0	75,0	150,0	20,0	70548
25,0	75,0	150,0	25,0	70550

RE = 1/2 Cutting Diameter (DC)

TOLERANCES (mm)

DC = +0,000/+0,050
DCON = h_6
RE = +0,000/–0,025

- STEELS
- STAINLESS STEELS
- CAST IRON
- HIGH TEMP ALLOYS
- TITANIUM
- HARDENED STEELS

For patent information visit www.ksptpatents.com

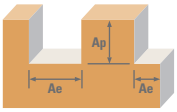

	Series 7, 7B Fractional	Hardness		Ae x DC	Ap x DC	Vc (sfm)		DC • in 1/8	1/4	3/8	1/2	5/8	3/4	1
P	CARBON STEELS 1018, 1040, 1080, 1090, 10L50, 1140, 1212, 12L15, 1525, 1536	≤ 275 Bhn or ≤ 28 HRc	Finish	≤ 0.02	≤ 2	480	RPM	14669	7334	4890	3667	2934	2445	1834
						(384-576)	Fz	0.0004	0.0010	0.0019	0.0025	0.0032	0.0033	0.0035
							Feed (ipm)	23.5	29.3	37.2	36.7	37.6	32.3	25.7
	ALLOY STEELS 4140, 4150, 4320, 5120, 5150, 8630, 86L20, 50100	≤ 375 Bhn or ≤ 40 HRc	Finish	≤ 0.02	≤ 2	275	RPM	8404	4202	2801	2101	1681	1401	1051
						(220-330)	Fz	0.0003	0.0007	0.0014	0.0018	0.0023	0.0024	0.0026
							Feed (ipm)	10.1	11.8	15.7	15.1	15.5	13.4	10.9
M	STAINLESS STEELS (FREE MACHINING) 303, 416, 420F, 430F, 440F	≤ 275 Bhn or ≤ 28 HRc	Finish	≤ 0.02	≤ 2	420	RPM	12835	6418	4278	3209	2567	2139	1604
						(336-504)	Fz	0.0004	0.0010	0.0019	0.0025	0.0032	0.0033	0.0035
							Feed (ipm)	20.5	25.7	32.5	32.1	32.9	28.2	22.5
	STAINLESS STEELS (DIFFICULT) 304, 304L, 316, 316L	≤ 275 Bhn or ≤ 28 HRc	Finish	≤ 0.02	≤ 2	290	RPM	8862	4431	2954	2216	1772	1477	1108
						(232-348)	Fz	0.0003	0.0007	0.0014	0.0018	0.0023	0.0024	0.0026
							Feed (ipm)	10.6	12.4	16.5	16.0	16.3	14.2	11.5
	STAINLESS STEELS (PH) 13-8 PH, 15-5 PH, 17-4 PH, Custom 450	≤ 325 Bhn or ≤ 35 HRc	Finish	≤ 0.02	≤ 2	265	RPM	8098	4049	2699	2025	1620	1350	1012
						(212-318)	Fz	0.0003	0.0007	0.0014	0.0018	0.0023	0.0024	0.0026
							Feed (ipm)	9.7	11.3	15.1	14.6	14.9	13.0	10.5
K	CAST IRONS (LOW & MEDIUM ALLOY) Gray, Malleable, Ductile	≤ 220 Bhn or ≤ 19 HRc	Finish	≤ 0.02	≤ 2	605	RPM	18489	9244	6163	4622	3698	3081	2311
						(484-726)	Fz	0.0006	0.0015	0.0028	0.0037	0.0046	0.0047	0.0051
							Feed (ipm)	44.4	55.5	69.0	68.4	68.0	57.9	47.1
	CAST IRONS (HIGH ALLOY) Gray, Malleable, Ductile	≤ 260 Bhn or ≤ 26 HRc	Finish	≤ 0.02	≤ 2	465	RPM	14210	7105	4737	3553	2842	2368	1776
						(372-558)	Fz	0.0004	0.0011	0.0021	0.0028	0.0034	0.0036	0.0039
							Feed (ipm)	22.7	31.3	39.8	39.8	38.7	34.1	27.7
S	SUPER ALLOYS (NICKEL, COBALT, IRON BASE) Inconel 601, 617, 625, Incoloy, Monel 400	≤ 300 Bhn or ≤ 32 HRc	Finish	≤ 0.02	≤ 2	80	RPM	2445	1222	815	611	489	407	306
						(64-96)	Fz	0.0003	0.0007	0.0014	0.0018	0.0023	0.0024	0.0026
							Feed (ipm)	2.9	3.4	4.6	4.4	4.5	3.9	3.2
	SUPER ALLOYS (NICKEL, COBALT, IRON BASE) Inconel 718, X-750, Incoloy, Waspaloy, Hastelloy, Rene	≤ 400 Bhn or ≤ 43 HRc	Finish	≤ 0.02	≤ 2	65	RPM	1986	993	662	497	397	331	248
						(52-78)	Fz	0.0002	0.0006	0.0010	0.0014	0.0017	0.0018	0.0019
							Feed (ipm)	1.6	2.4	2.6	2.8	2.7	2.4	1.9
	TITANIUM ALLOYS Pure Titanium, Ti6Al4V, Ti6Al2Sn4Zr2Mo, Ti4Al4Mo2Sn0.5Si	≤ 350 Bhn or ≤ 38 HRc	Finish	≤ 0.02	≤ 2	300	RPM	9168	4584	3056	2292	1834	1528	1146
						(240-360)	Fz	0.0004	0.0011	0.0021	0.0028	0.0034	0.0036	0.0039
							Feed (ipm)	14.7	20.2	25.7	25.7	24.9	22.0	17.9
	TITANIUM ALLOYS (DIFFICULT) Ti10Al2Fe3Al, Ti5Al5V5Mo3Cr, Ti7Al4Mo, Ti3Al8V6Cr4Zr4Mo, Ti6Al6V6Sn, Ti15V3 Cr3Sn3Al	≤ 440 Bhn or ≤ 47 HRc	Finish	≤ 0.02	≤ 2	105	RPM	3209	1604	1070	802	642	535	401
						(84-126)	Fz	0.0004	0.0011	0.0021	0.0028	0.0034	0.0036	0.0039
							Feed (ipm)	5.1	7.1	9.0	9.0	8.7	7.7	6.3
H	TOOL STEELS A2, D2, H13, L2, M2, P20, S7, T15, W2	≤ 375 Bhn or ≤ 40 HRc	Finish	≤ 0.02	≤ 2	230	RPM	7029	3514	2343	1757	1406	1171	879
						(184-276)	Fz	0.0002	0.0006	0.0012	0.0016	0.0020	0.0021	0.0022
							Feed (ipm)	5.6	8.4	11.2	11.2	11.2	9.8	7.7

Bhn (Brinell) HRc (Rockwell C)
rpm = Vc x 3.82 / DC
ipm = Fz x 4 x rpm
reduce speed and feed for materials harder than listed
feed rates listed have chip thinning adjustments included where applicable
refer to the SGS Tool Wizard® for complete technical information (www.kyocera-sgstool.com)

Series 7

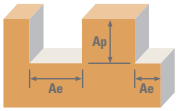

	Series 7M, 7MB Metric	Hardness		Ae x DC	Ap x DC	Vc (m/min)		DC • mm 3	6	8	10	12	16	20	25
P	CARBON STEELS 1018, 1040, 1080, 1090, 10L50, 1140, 1212, 12L15, 1525, 1536	≤ 275 Bhn or ≤ 28 HRc	Finish	≤ 0.02	≤ 2	146	RPM	15511	7755	5816	4653	3878	2908	2327	1861
						(117-176)	Fz	0.0166	0.043	0.075	0.093	0.110	0.125	0.147	0.160
							Feed (mm/min)	1030	1334	1745	1731	1706	1454	1368	1191
	ALLOY STEELS 4140, 4150, 4320, 5120, 5150, 8630, 86L20, 50100	≤ 375 Bhn or ≤ 40 HRc	Finish	≤ 0.02	≤ 2	84	RPM	8886	4443	3332	2666	2222	1666	1333	1066
						(67-101)	Fz	0.0122	0.034	0.051	0.069	0.082	0.091	0.109	0.120
							Feed (mm/min)	434	604	680	736	729	606	581	512
M	STAINLESS STEELS (FREE MACHINING) 303, 416, 420F, 430F, 440F	≤ 275 Bhn or ≤ 28 HRc	Finish	≤ 0.02	≤ 2	128	RPM	13572	6786	5089	4072	3393	2545	2036	1629
						(102-154)	Fz	0.0086	0.024	0.040	0.048	0.058	0.065	0.077	0.087
							Feed (mm/min)	467	651	814	782	787	662	627	567
	STAINLESS STEELS (DIFFICULT) 304, 304L, 316, 316L	≤ 275 Bhn or ≤ 28 HRc	Finish	≤ 0.02	≤ 2	88	RPM	9371	4686	3514	2811	2343	1757	1406	1125
						(71-106)	Fz	0.0082	0.022	0.037	0.045	0.048	0.060	0.072	0.078
							Feed (mm/min)	307	412	520	506	450	422	405	351
	STAINLESS STEELS (PH) 13-8 PH, 15-5 PH, 17-4 PH, Custom 450	≤ 325 Bhn or ≤ 35 HRc	Finish	≤ 0.02	≤ 2	81	RPM	8563	4282	3211	2569	2141	1606	1284	1028
						(65-97)	Fz	0.0070	0.019	0.029	0.040	0.048	0.055	0.064	0.070
							Feed (mm/min)	240	325	372	411	411	353	329	288
K	CAST IRONS (LOW & MEDIUM ALLOY) Gray, Malleable, Ductile	≤ 220 Bhn or ≤ 19 HRc	Finish	≤ 0.02	≤ 2	184	RPM	19550	9775	7331	5865	4887	3666	2932	2346
						(148-221)	Fz	0.0132	0.036	0.052	0.075	0.089	0.099	0.117	0.130
							Feed (mm/min)	1032	1408	1525	1759	1740	1452	1372	1220
	CAST IRONS (HIGH ALLOY) Gray, Malleable, Ductile	≤ 260 Bhn or ≤ 26 HRc	Finish	≤ 0.02	≤ 2	142	RPM	15026	7513	5635	4508	3756	2817	2254	1803
						(113-170)	Fz	0.0132	0.036	0.052	0.075	0.089	0.099	0.117	0.130
							Feed (mm/min)	793	1082	1172	1352	1337	1116	1055	938
S	SUPER ALLOYS (NICKEL, COBALT, IRON BASE) Inconel 601, 617, 625, Incoloy, Monel 400	≤ 300 Bhn or ≤ 32 HRc	Finish	≤ 0.02	≤ 2	24	RPM	2585	1293	969	776	646	485	388	310
						(20-29)	Fz	0.0072	0.019	0.029	0.037	0.046	0.053	0.061	0.085
							Feed (mm/min)	74	98	112	90	119	103	95	105
	SUPER ALLOYS (NICKEL, COBALT, IRON BASE) Inconel 718, X-750, Incoloy, Waspaloy, Hastelloy, Rene	≤ 400 Bhn or ≤ 43 HRc	Finish	≤ 0.02	≤ 2	20	RPM	2100	1050	788	630	525	394	315	252
						(16-24)	Fz	0.0075	0.016	0.021	0.030	0.038	0.044	0.051	0.070
							Feed (mm/min)	63	67	66	76	80	69	64	71
	TITANIUM ALLOYS Pure Titanium, Ti6Al4V, Ti6Al2Sn4Zr2Mo, Ti4Al4Mo2Sn0.5Si	≤ 350 Bhn or ≤ 38 HRc	Finish	≤ 0.02	≤ 2	91	RPM	9694	4847	3635	2908	2424	1818	1454	1163
						(73-110)	Fz	0.0091	0.024	0.040	0.050	0.060	0.070	0.080	0.088
							Feed (mm/min)	353	465	51	59	582	509	465	409
	TITANIUM ALLOYS (DIFFICULT) Ti10Al2Fe3Al, Ti5Al5V5Mo3Cr, Ti7Al4Mo, Ti3Al8V6Cr4Zr4Mo, Ti6Al6V6Sn, Ti15V3 Cr3Sn3Al	≤ 440 Bhn or ≤ 47 HRc	Finish	≤ 0.02	≤ 2	32	RPM	3393	1696	1272	1018	848	636	509	407
						(26-38)	Fz	0.0082	0.019	0.029	0.037	0.046	0.053	0.061	0.085
							Feed (mm/min)	111	129	148	151	156	135	124	138
H	TOOL STEELS A2, D2, H13, L2, M2, P20, S7, T15, W2	≤ 375 Bhn or ≤ 40 HRc	Finish	≤ 0.02	≤ 2	70	RPM	7432	3716	2787	2230	1858	1394	1115	892
						(56-84)	Fz	0.0070	0.019	0.040	0.043	0.048	0.057	0.064	0.070
							Feed (mm/min)	208	282	446	384	357	318	285	250

Bhn (Brinell) HRc (Rockwell C)
rpm = (Vc x 1000) / (DC x 3.14)
mm/min = Fz x 4 x rpm
reduce speed and feed for materials harder than listed
feed rates listed have chip thinning adjustments included where applicable
refer to the SGS Tool Wizard® for complete technical information (www.kyocera-sgstool.com)

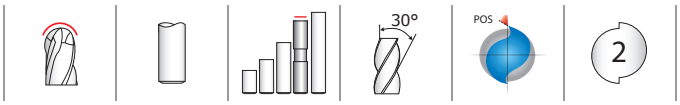

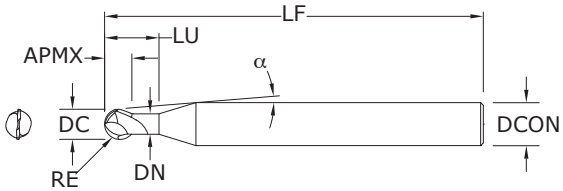

56B
FRACTIONAL SERIES

TOLERANCES (inch)

1/32–3/32 DIAMETER
DC = +0.0000/–0.0010
DCON = h_6
RE = +0.0000/–0.0005

>3/32–1/4 DIAMETER
DC = +0.0000/–0.0012
DCON = h_6
RE = +0.0000/–0.0006

>1/4–3/8 DIAMETER
DC = +0.0000/–0.0016
DCON = h_6
RE = +0.0000/–0.0008

>3/8–3/4 DIAMETER
DC = +0.0000/–0.0020
DCON = h_6
RE = +0.0000/–0.0010

HARDENED STEELS

For patent information visit www.ksptpatents.com

inch							EDP NO.
CUTTING DIAMETER DC	LENGTH OF CUT APMX	OVERALL LENGTH LF	SHANK DIAMETER DCON	CENTER LINE ANGLE α	REACH LU	NECK DIAMETER DN	Ti-NAMITE-X
1/32	1/32	3	1/4	8°20'	1/16	.025	93272
1/16	1/16	3	1/4	7°40'	1/8	.055	93273
3/32	3/32	3	1/4	6°50'	3/16	.085	93274
1/8	1/8	3	1/4	6°	1/4	.114	93275
3/16	3/16	3	1/4	3°35'	3/8	.171	93276
1/4	1/4	3-1/2	1/4	–	1/2	.230	93277
5/16	5/16	4	5/16	–	5/8	.292	93278
3/8	3/8	4	3/8	–	3/4	.355	93279
1/2	1/2	4-1/2	1/2	–	1	.480	93280
5/8	5/8	5-1/2	5/8	–	1-1/4	.610	93281
3/4	3/4	6-1/2	3/4	–	1-1/2	.735	93282

Neck Option Available
RE = 1/2 Cutting Diameter (DC)

- Short flute length and rigid design to reduce deflection
- S-Gash Ball geometry minimizes load and heat produced during the cutting process, ultimately enhancing tool life
- Ideal for machining complex contoured shapes in hardened steels
- Recommended for materials 35 to 60 HRc (327 to 654 Bhn)

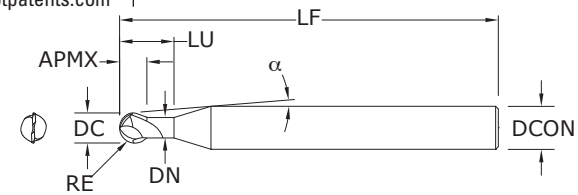

56MB
METRIC SERIES

TOLERANCES (mm)

1–2,5 DIAMETER
DC = +0,000/–0,025
DCON = h_6
RE = +0,000/–0,0013

>2,5–6 DIAMETER
DC = +0,000/–0,030
DCON = h_6
RE = +0,000/–0,0013

>6–10 DIAMETER
DC = +0,000/–0,040
DCON = h_6
RE = +0,000/–0,0020

>10–20 DIAMETER
DC = +0,000/–0,050
DCON = h_6
RE = +0,000/–0,0025

HARDENED STEELS

For patent information visit www.ksptpatents.com

mm							EDP NO.
CUTTING DIAMETER DC	LENGTH OF CUT APMX	OVERALL LENGTH LF	SHANK DIAMETER DCON	CENTER LINE ANGLE α	REACH LU	NECK DIAMETER DN	Ti-NAMITE-X
1,0	1,0	76,0	6,0	8°10'	2,0	0,91	91349
1,5	1,5	76,0	6,0	7°45'	3,0	1,37	91350
2,0	2,0	76,0	6,0	7°10'	4,0	1,83	91351
2,5	2,5	76,0	6,0	6°35'	5,0	2,29	91352
3,0	3,0	76,0	6,0	6°	6,0	2,72	91353
4,0	4,0	76,0	6,0	4°30'	8,0	3,63	91354
5,0	5,0	89,0	6,0	2°30'	10,0	4,55	91355
6,0	6,0	89,0	6,0	–	12,0	5,49	91356
8,0	8,0	102,0	8,0	–	16,0	7,49	91357
10,0	10,0	102,0	10,0	–	20,0	9,47	91358
12,0	12,0	114,0	12,0	–	24,0	11,48	91359
16,0	16,0	140,0	16,0	–	32,0	15,62	91360
20,0	20,0	165,0	20,0	–	40,0	19,61	91361

Neck Option Available
RE = 1/2 Cutting Diameter (DC)

- Short flute length and rigid design to reduce deflection
- S-Gash Ball geometry minimizes load and heat produced during the cutting process, ultimately enhancing tool life
- Ideal for machining complex contoured shapes in hardened steels
- Recommended for materials 35 to 60 HRc (327 to 654 Bhn)

Turbo-Carb

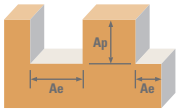

	Series 56B Fractional	Hardness		Ae x DC	Ap x DC	Vc (sfm)		DC • in 1/32	1/16	1/8	3/16	1/4	3/8	1/2	3/4
H	TOOL STEELS MOLD AND DIE STEEL 300M, 4340, 52100, HP-9-4-20, M50, A2, D2, H13, L2, M2, P20, S7, T15, W2	≤ 375 Bhn or ≤ 40 HRc	Rough	≤ 0.4	≤ 0.1	625	RPM	76400	38200	19100	12733	9550	6367	4775	3183
						(500-750)	Fz	0.0006	0.0015	0.0030	0.0040	0.0050	0.0080	0.0100	0.0120
							Feed (ipm)	92	115	115	102	96	102	96	76
			HSM	≤ 0.4	≤ 0.03	950	RPM	116128	58064	29032	19355	14516	9677	7258	4839
						(760-1140)	Fz	0.0007	0.0017	0.0033	0.0044	0.0060	0.0088	0.0110	0.0130
							Feed (ipm)	163	197	192	170	174	170	160	126
	TOOL STEELS MOLD AND DIE STEEL 300M, 4340, 52100, HP-9-4-20, M50, A2, D2, H13, L2, M2, P20, S7, T15, W2	≤ 475 Bhn or ≤ 50 HRc	Rough	≤ 0.4	≤ 0.05	750	RPM	91680	45840	22920	15280	11460	7640	5730	3820
						(600-900)	Fz	0.0005	0.0011	0.0023	0.0030	0.0038	0.0060	0.0075	0.0085
							Feed (ipm)	92	101	105	92	87	92	86	65
			HSM	≤ 0.4	≤ 0.02	1150	RPM	140576	70288	35144	23429	17572	11715	8786	5857
						(920-1380)	Fz	0.0006	0.0012	0.0025	0.0033	0.0042	0.0066	0.0082	0.0100
							Feed (ipm)	169	169	176	155	148	155	144	117
	TOOL STEELS MOLD AND DIE STEEL 300M, 4340, 52100, HP-9-4-20, M50, A2, D2, H13, L2, M2, P20, S7, T15, W2	≤ 655 Bhn or ≤ 60 HRc	Rough	≤ 0.4	≤ 0.04	500	RPM	61120	30560	15280	10187	7640	5093	3820	2547
						(400-600)	Fz	0.0004	0.0008	0.0017	0.0023	0.0029	0.0045	0.0057	0.0063
							Feed (ipm)	49	49	52	47	44	46	44	32
			HSM	≤ 0.4	≤ 0.01	1000	RPM	122240	61120	30560	20373	15280	10187	7640	5093
						(800-1200)	Fz	0.0005	0.0009	0.0019	0.0025	0.0032	0.0050	0.0063	0.0071
							Feed (ipm)	122	110	116	102	98	102	96	72

Bhn (Brinell) HRc (Rockwell C) HSM (High Speed Machining)
rpm = Vc x 3.82 / DC
ipm = Fz x 2 x rpm
reduce speed and feed for materials harder than listed
reduce feed and Ae when finish milling (.02 x DC maximum)
feed rates listed have chip thinning adjustments included where applicable
refer to the SGS Tool Wizard® for complete technical information (www.kyocera-sgstool.com)

Turbo-Carb

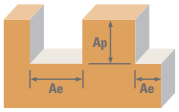

	Series 56MB Metric	Hardness		Ae x DC	Ap x DC	Vc (m/min)		DC • mm 1	1.5	3	5	6	10	12	20
H	TOOL STEELS MOLD AND DIE STEEL 300M, 4340, 52100, HP-9-4-20, M50, A2, D2, H13, L2, M2, P20, S7, T15, W2	≤ 375 Bhn or ≤ 40 HRc	Rough	≤ 0.4	≤ 0.1	191	RPM	60748	40498	20249	12150	10125	6075	5062	3037
						(153-229)	Fz	0.015	0.038	0.076	0.102	0.127	0.203	0.254	0.305
							Feed (mm/min)	1822	3078	3078	2479	2572	2466	2572	1853
			HSM	≤ 0.4	≤ 0.03	290	RPM	92235	61490	46117	18447	15372	9223	7686	4612
						(232-348)	Fz	0.018	0.043	0.084	0.112	0.117	0.224	0.279	0.330
							Feed (mm/min)	3320	5288	7748	4132	3597	4132	4289	3044
	TOOL STEELS MOLD AND DIE STEEL 300M, 4340, 52100, HP-9-4-20, M50, A2, D2, H13, L2, M2, P20, S7, T15, W2	≤ 475 Bhn or ≤ 50 HRc	Rough	≤ 0.4	≤ 0.05	229	RPM	72833	48556	24278	14567	12139	7283	6069	3642
						(183-275)	Fz	0.013	0.028	0.058	0.076	0.097	0.152	0.191	0.216
							Feed (mm/min)	1894	2719	2816	2214	2355	2214	2319	1573
			HSM	≤ 0.4	≤ 0.02	351	RPM	111636	74424	37212	22327	18606	11164	9303	5582
						(281-421)	Fz	0.015	0.030	0.064	0.084	0.107	0.168	0.208	0.254
							Feed (mm/min)	3349	4465	4763	3751	3982	3751	3870	2836
	TOOL STEELS MOLD AND DIE STEEL 300M, 4340, 52100, HP-9-4-20, M50, A2, D2, H13, L2, M2, P20, S7, T15, W2	≤ 655 Bhn or ≤ 60 HRc	Rough	≤ 0.4	≤ 0.04	152	RPM	48344	32229	16115	9669	8057	4834	4029	2417
						(122-182)	Fz	0.010	0.020	0.043	0.058	0.074	0.114	0.145	0.160
							Feed (mm/min)	967	1289	1386	1122	1192	1102	1168	773
			HSM	≤ 0.4	≤ 0.01	305	RPM	97005	64670	32335	19401	16168	9701	8084	4850
						(244-366)	Fz	0.013	0.023	0.048	0.064	0.081	0.127	0.160	0.180
							Feed (mm/min)	2522	2975	3104	2483	2619	2464	2587	1746

Bhn (Brinell) HRc (Rockwell C) HSM (High Speed Machining)
rpm = (Vc x 1000) / (DC x 3.14)
mm/min = Fz x 2 x rpm
reduce speed and feed for materials harder than listed
reduce feed and Ae when finish milling (.02 x DC maximum)
feed rates listed have chip thinning adjustments included where applicable
refer to the SGS Tool Wizard® for complete technical information (www.kyocera-sgstool.com)

Power-Carb®

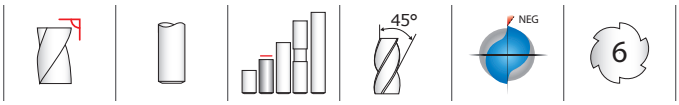

57
FRACTIONAL SERIES

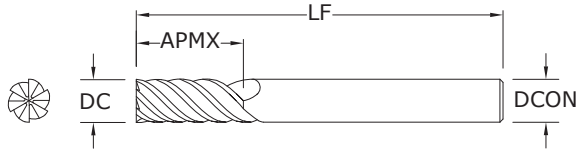

- Ideal in Trochoidal milling applications in hardened steels and dry machining
- Short flute length and large core design to reduce deflection
- Unsurpassed edge strength with extreme negative rake and eccentric relief
- Recommended for materials 45 to 65 HRc (421 to 739 Bhn)

inch				EDP NO.
CUTTING DIAMETER DC	LENGTH OF CUT APMX	OVERALL LENGTH LF	SHANK DIAMETER DCON	Ti-NAMITE-X
1/4	17/32	3-1/2	1/4	36140
5/16	11/16	4	5/16	36141
3/8	13/16	4	3/8	36142
1/2	1-3/32	4-1/2	1/2	36143

Neck Option Available

TOLERANCES (inch)

1/4 DIAMETER
DC = +0.0000/–0.0012
DCON = h_6

5/16 DIAMETER
DC = +0.0000/–0.0016
DCON = h_6

3/8 DIAMETER
DC = +0.0000/–0.0016
DCON = h_6

1/2 DIAMETER
DC = +0.0000/–0.0020
DCON = h_6

HARDENED STEELS

For patent information visit www.ksptpatents.com

57M
METRIC SERIES

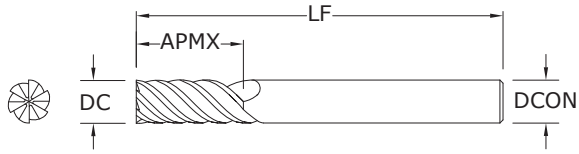

- Ideal in Trochoidal milling applications in hardened steels and dry machining
- Short flute length and large core design to reduce deflection
- Unsurpassed edge strength with extreme negative rake and eccentric relief
- Recommended for materials 45 to 65 HRc (421 to 739 Bhn)

mm				EDP NO.
CUTTING DIAMETER DC	LENGTH OF CUT APMX	OVERALL LENGTH LF	SHANK DIAMETER DCON	Ti-NAMITE-X
6,0	13,0	89,0	6,0	46140
8,0	18,0	102,0	8,0	46141
10,0	22,0	102,0	10,0	46142
12,0	26,0	114,0	12,0	46143
16,0	32,0	140,0	16,0	46145
20,0	38,0	165,0	20,0	46147

Neck Option Available

TOLERANCES (mm)

6 DIAMETER
DC = +0,000/–0,030
DCON = h_6

8 DIAMETER
DC = +0,000/–0,040
DCON = h_6

10 DIAMETER
DC = +0,000/–0,040
DCON = h_6

12–20 DIAMETER
DC = +0,000/–0,050
DCON = h_6

HARDENED STEELS

For patent information visit www.ksptpatents.com

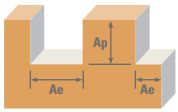

	Series 57 Fractional	Hardness		Ae x DC	Ap x DC	Vc (sfm)		DC • in 1/4	5/16	3/8	1/2
H	TOOL STEELS MOLD AND DIE STEEL 300M, 4340, 52100, HP-9-4-20, M50, A2, D2, H13, L2, M2, P20, S7, T15, W2	≤ 420 Bhn or ≤ 45 HRc	Slot	1	≤ 0.3	215	RPM	3285	2628	2190	1643
						(172-258)	Fz	0.0013	0.0019	0.0025	0.0031
							Feed (ipm)	26	30	33	31
			Profile	≤ 0.1	≤ 1.5	265	RPM	4049	3239	2699	2025
						(212-318)	Fz	0.0018	0.0026	0.0035	0.0044
							Feed (ipm)	44	51	57	53
			HSM	≤ 0.04	≤ 1.5	560	RPM	8557	6845	5705	4278
						(448-672)	Fz	0.0022	0.0033	0.0044	0.0055
							Feed (ipm)	113	136	151	141
	TOOL STEELS MOLD AND DIE STEEL 300M, 4340, 52100, HP-9-4-20, M50, A2, D2, H13, L2, M2, P20, S7, T15, W2	≤ 560 Bhn or ≤ 55 HRc	Slot	1	≤ 0.3	120	RPM	1834	1467	1222	917
						(96-144)	Fz	0.0010	0.0015	0.0020	0.0025
							Feed (ipm)	11	13	15	14
			Profile	≤ 0.1	≤ 1.5	150	RPM	2292	1834	1528	1146
						(120-180)	Fz	0.0014	0.0021	0.0028	0.0035
							Feed (ipm)	19	23	26	24
			HSM	≤ 0.04	≤ 1.5	490	RPM	7487	5990	4991	3744
						(392-588)	Fz	0.0018	0.0026	0.0035	0.0044
							Feed (ipm)	81	93	105	99
	TOOL STEELS MOLD AND DIE STEEL 300M, 4340, 52100, HP-9-4-20, M50, A2, D2, H13, L2, M2, P20, S7, T15, W2	≤ 740 Bhn or ≤ 65 HRc	Slot	1	≤ 0.3	65	RPM	993	795	662	497
						(52-78)	Fz	0.0008	0.0011	0.0015	0.0019
							Feed (ipm)	5	5	6	6
			Profile	≤ 0.1	≤ 1.5	80	RPM	1222	978	815	611
						(64-96)	Fz	0.0011	0.0016	0.0021	0.0026
							Feed (ipm)	8	9	10	10
			HSM	≤ 0.04	≤ 1.5	250	RPM	3820	3056	2547	1910
						(200-300)	Fz	0.0013	0.0019	0.0025	0.0031
							Feed (ipm)	30	35	38	36

Bhn (Brinell) HRc (Rockwell C) HSM (High Speed Machining)
rpm = Vc x 3.82 / DC
ipm = Fz x 6 x rpm
reduce speed and feed for materials harder than listed
reduce feed and Ae when finish milling (.02 x DC maximum)
feed rates listed have chip thinning adjustments included where applicable
refer to the SGS Tool Wizard® for complete technical information (www.kyocera-sgstool.com)

Power-Carb®

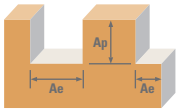

	Series 57M Metric	Hardness		Ae x DC	Ap x DC	Vc (m/min)		DC • mm 6	8	10	12	16	20
H	TOOL STEELS MOLD AND DIE STEEL 300M, 4340, 52100, HP-9-4-20, M50, A2, D2, H13, L2, M2, P20, S7, T15, W2	≤ 420 Bhn or ≤ 45 HRc	Slot	1	≤ 0.3	66	RPM	3499	2624	2099	1749	1312	1050
						(53-79)	Fz	0.032	0.048	0.064	0.079	0.094	0.109
							Feed (mm/min)	672	756	806	829	740	686
			Profile	≤ 0.1	≤ 1.5	81	RPM	4294	3220	2576	2147	1610	1288
						(65-97)	Fz	0.046	0.066	0.089	0.112	0.132	0.152
							Feed (mm/min)	1185	1275	1376	1443	1275	1175
			HSM	≤ 0.04	≤ 1.5	171	RPM	9064	6798	5439	4532	3399	2719
						(137-205)	Fz	0.056	0.084	0.112	0.140	0.170	0.200
							Feed (mm/min)	3046	3426	3655	3807	3467	3263
	TOOL STEELS MOLD AND DIE STEEL 300M, 4340, 52100, HP-9-4-20, M50, A2, D2, H13, L2, M2, P20, S7, T15, W2	≤ 560 Bhn or ≤ 55 HRc	Slot	1	≤ 0.3	37	RPM	1961	1471	1177	981	735	588
						(30-44)	Fz	0.025	0.038	0.051	0.064	0.077	0.090
							Feed (mm/min)	294	335	360	377	340	318
			Profile	≤ 0.1	≤ 1.5	46	RPM	2438	1829	1463	1219	914	732
						(37-55)	Fz	0.036	0.053	0.071	0.089	0.107	0.125
							Feed (mm/min)	527	582	623	651	587	549
			HSM	≤ 0.04	≤ 1.5	149	RPM	7898	5924	4739	3949	2962	2369
						(119-179)	Fz	0.046	0.066	0.089	0.112	0.135	0.158
							Feed (mm/min)	2180	2346	2531	2654	2399	2246
	TOOL STEELS MOLD AND DIE STEEL 300M, 4340, 52100, HP-9-4-20, M50, A2, D2, H13, L2, M2, P20, S7, T15, W2	≤ 740 Bhn or ≤ 65 HRc	Slot	1	≤ 0.3	20	RPM	1060	795	636	530	398	318
						(16-24)	Fz	0.020	0.028	0.038	0.048	0.058	0.068
							Feed (mm/min)	127	134	145	153	138	130
			Profile	≤ 0.1	≤ 1.5	24	RPM	1272	954	763	636	477	382
						(19-29)	Fz	0.028	0.041	0.053	0.066	0.078	0.090
							Feed (mm/min)	214	235	243	252	223	206
			HSM	≤ 0.04	≤ 1.5	76	RPM	4029	3021	2417	2014	1511	1209
						(61-91)	Fz	0.033	0.048	0.064	0.079	0.094	0.109
							Feed (mm/min)	798	870	928	955	852	790

Bhn (Brinell) HRc (Rockwell C) HSM (High Speed Machining)
rpm = (Vc x 1000) / (DC x 3.14)
mm/min = Fz x 6 x rpm
reduce speed and feed for materials harder than listed
reduce feed and Ae when finish milling (.02 x DC maximum)
feed rates listed have chip thinning adjustments included where applicable
refer to the SGS Tool Wizard® for complete technical information (www.kyocera-sgstool.com)

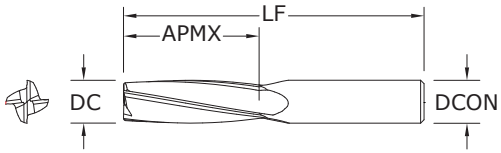

27
FRACTIONAL SERIES

TOLERANCES (inch)

DC = +0.0000/–0.0030
DCON = h_6

PLASTICS/COMPOSITES

For patent information visit www.ksptpatents.com

inch				EDP NO.	
CUTTING DIAMETER DC	LENGTH OF CUT APMX	OVERALL LENGTH LF	SHANK DIAMETER DCON	UNCOATED	Di-NAMITE® (Diamond)
1/4	1	2-1/2	1/4	72978	72979
3/8	1-1/8	2-1/2	3/8	72980	72981
1/2	1-1/2	3-1/2	1/2	72982	72983
3/4	1-3/8	4	3/4	72984	72985

- Slow helix design adds strength to the edge allowing ease for milling highly abrasive materials
- Two levels of chatter suppression: variable helix and indexing
- Excels at roughing (slotting, profiling) and finishing in a variety of plastics and composites

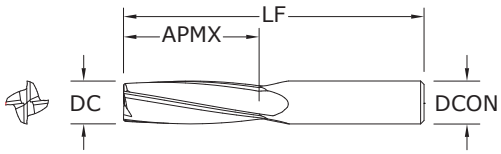

27M
METRIC SERIES

TOLERANCES (mm)

DC = +0,000/–0,080
DCON = h_6

PLASTICS/COMPOSITES

For patent information visit www.ksptpatents.com

mm				EDP NO.	
CUTTING DIAMETER DC	LENGTH OF CUT APMX	OVERALL LENGTH LF	SHANK DIAMETER DCON	UNCOATED	Di-NAMITE® (Diamond)
6,0	25,0	63,0	6,0	83056	83057
8,0	25,0	63,0	8,0	83058	83059
10,0	28,0	63,0	10,0	83060	83061
12,0	38,0	89,0	12,0	83062	83063
16,0	48,0	115,0	16,0	83064	83065

- Slow helix design adds strength to the edge allowing ease for milling highly abrasive materials
- Two levels of chatter suppression: variable helix and indexing
- Excels at roughing (slotting, profiling) and finishing in a variety of plastics and composites

Series 27

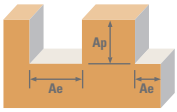

	Series 27 Fractional		Ae x DC	Ap x DC	Vc (sfm)		DC • in 1/4	3/8	1/2	3/4
N	CFRP, AFRP (CARBON FIBER, ARAMID FIBER)	Slot	1	≤ 1	400	RPM	6112	4075	3056	2037
					(320-480)	Fz	0.0016	0.0030	0.0040	0.0048
						Feed (ipm)	39	49	49	39
		Profile	≤ 0.5	≤ 1.5	500	RPM	7640	5093	3820	2547
					(400-600)	Fz	0.0016	0.0030	0.0040	0.0048
						Feed (ipm)	49	61	61	49
		HSM	≤ 0.5	≤ 2	825	RPM	12606	8404	6303	4202
					(660-990)	Fz	0.0037	0.0069	0.0092	0.0110
						Feed (ipm)	187	232	232	185
	GFRP (FIBERGLASS)	Slot	1	≤ 1	320	RPM	4890	3260	2445	1630
					(256-384)	Fz	0.0016	0.0030	0.0040	0.0048
						Feed (ipm)	31	39	39	31
		Profile	≤ 0.5	≤ 1.5	400	RPM	6112	4075	3056	2037
					(320-480)	Fz	0.0016	0.0030	0.0040	0.0048
						Feed (ipm)	39	49	49	39
		HSM	≤ 0.5	≤ 2	660	RPM	10085	6723	5042	3362
					(528-792)	Fz	0.0037	0.0069	0.0092	0.0110
						Feed (ipm)	149	186	186	148
	CARBON, GRAPHITE	Slot	1	≤ 1	480	RPM	7334	4890	3667	2445
					(384-576)	Fz	0.0020	0.0038	0.0050	0.0060
						Feed (ipm)	59	74	73	59
		Profile	≤ 0.5	≤ 1.5	600	RPM	9168	6112	4584	3056
					(480-720)	Fz	0.0020	0.0038	0.0050	0.0060
						Feed (ipm)	73	93	92	73
		HSM	≤ 0.5	≤ 2	990	RPM	15127	10085	7564	5042
					(792-1188)	Fz	0.0046	0.0086	0.0115	0.0138
						Feed (ipm)	278	347	348	278
	PLASTICS	Slot	1	≤ 1	800	RPM	12224	8149	6112	4075
					(640-690)	Fz	0.0020	0.0038	0.0050	0.0060
						Feed (ipm)	98	124	122	98
		Profile	≤ 0.5	≤ 1.5	1000	RPM	15280	10187	7640	5093
					(800-1200)	Fz	0.0020	0.0038	0.0050	0.0060
						Feed (ipm)	122	155	153	122
		HSM	≤ 0.5	≤ 2	1650	RPM	25212	16808	12606	8404
					(1320-1980)	Fz	0.0046	0.0086	0.0115	0.0138
						Feed (ipm)	464	578	580	464
	MACHINABLE CERAMICS MACHINABLE GLASS	Slot	1	≤ 1	40	RPM	611	407	306	204
					(32-48)	Fz	0.0008	0.0015	0.0020	0.0024
						Feed (ipm)	2.0	2.4	2.4	2.0
		Profile	≤ 0.5	≤ 1.5	50	RPM	764	509	382	255
					(40-60)	Fz	0.0008	0.0015	0.0020	0.0024
						Feed (ipm)	2.4	3.1	3.1	2.4
		HSM	≤ 0.5	≤ 2	85	RPM	1299	866	649	433
					(68-102)	Fz	0.0018	0.0034	0.0046	0.0055
						Feed (ipm)	9.4	11.8	11.9	9.5

HSM (High Speed Machining)
rpm = Vc x 3.82 / DC
ipm = Fz x 4 x rpm
adjust parameters based on resin type and fiber structure
reduce speed when overheating causes melting or damage to resin
reduce feed if delamination or fraying occur
finish cuts typically required reduced feed and cutting depthsv

rates shown are for use without coolant; rates may be increased with coolant
dust collection is vital when machining dry
diamond coating will increase tool life in graphite and composite materials
feed rates listed have chip thinning adjustments included where applicable
refer to the SGS Tool Wizard® for complete technical information
(www.kyocera-sgstool.com)

Series 27

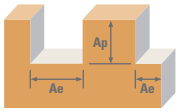

Series 27M Metric			Ae x DC	Ap x DC	Vc (m/min)		DC • mm 6	8	10	12	16
N	CFRP, AFRP (CARBON FIBER, ARAMID FIBER)	Slot	1	≤ 1	120	RPM	6361	4771	3817	3181	2385
					(96-164)	Fz	0.040	0.065	0.075	0.100	0.120
						Feed (mm/min)	1018	1240	1145	1272	1145
		Profile	≤ 0.5	≤ 1.5	150	RPM	7951	5963	4771	3976	2982
					(120-180)	Fz	0.040	0.065	0.075	0.100	0.120
						Feed (mm/min)	1272	1550	1431	1590	1431
		HSM	≤ 0.5	≤ 2	250	RPM	13252	9939	7951	6626	4970
					(200-300)	Fz	0.095	0.145	0.175	0.235	0.280
						Feed (mm/min)	5036	5765	5566	6228	5566
	GFRP (FIBERGLASS)	Slot	1	≤ 1	100	RPM	5301	3976	3181	2650	1988
					(80-120)	Fz	0.040	0.065	0.075	0.100	0.120
						Feed (mm/min)	848	1034	954	1060	954
		Profile	≤ 0.5	≤ 1.5	120	RPM	6361	4771	3817	3181	2385
					(96-164)	Fz	0.040	0.065	0.075	0.100	0.120
						Feed (mm/min)	1018	1240	1145	1272	1145
		HSM	≤ 0.5	≤ 2	200	RPM	10602	7951	6361	5301	3976
					(160-240)	Fz	0.095	0.145	0.175	0.235	0.280
						Feed (mm/min)	4029	4612	4453	4983	4453
	CARBON, GRAPHITE	Slot	1	≤ 1	145	RPM	7686	5765	4612	3843	2882
					(116-174)	Fz	0.050	0.080	0.095	0.125	0.150
						Feed (mm/min)	1537	1845	1752	1922	1729
		Profile	≤ 0.5	≤ 1.5	185	RPM	9807	7355	5884	4903	3677
					(148-222)	Fz	0.050	0.080	0.095	0.125	0.150
						Feed (mm/min)	1961	2354	2236	2452	2206
		HSM	≤ 0.5	≤ 2	300	RPM	15903	11927	9542	7951	5963
					(240-360)	Fz	0.115	0.185	0.220	0.290	0.350
						Feed (mm/min)	7315	8826	8397	9223	8349
	PLASTICS	Slot	1	≤ 1	245	RPM	12987	9740	7792	6494	4870
					(196-294)	Fz	0.050	0.080	0.095	0.125	0.150
						Feed (mm/min)	2597	3117	2961	3247	2922
		Profile	≤ 0.5	≤ 1.5	305	RPM	16168	12126	9701	8084	6063
					(244-366)	Fz	0.050	0.080	0.095	0.125	0.150
						Feed (mm/min)	3234	3880	3686	4042	3638
		HSM	≤ 0.5	≤ 2	505	RPM	26769	20077	16062	13385	10038
					(404-606)	Fz	0.115	0.185	0.220	0.290	0.350
						Feed (mm/min)	12314	14857	14134	15526	14054
	MACHINABLE CERAMICS MACHINABLE GLASS	Slot	1	≤ 1	10	RPM	530	398	318	265	199
					(8-12)	Fz	0.020	0.035	0.045	0.050	0.060
						Feed (mm/min)	42	56	57	53	48
		Profile	≤ 0.5	≤ 1.5	15	RPM	795	596	477	398	298
					(12-18)	Fz	0.020	0.035	0.045	0.050	0.060
						Feed (mm/min)	64	83	86	80	72
		HSM	≤ 0.5	≤ 2	25	RPM	1325	994	795	663	497
					(20-30)	Fz	0.045	0.075	0.085	0.115	0.140
						Feed (mm/min)	239	298	270	305	278

HSM (High Speed Machining)
rpm = Vc x 3.82 / DC
mm/min = Fz x 4 x rpm
adjust parameters based on resin type and fiber structure
reduce speed when overheating causes melting or damage to resin
reduce feed if delamination or fraying occur
finish cuts typically required reduced feed and cutting depths

rates shown are for use without coolant; rates may be increased with coolant
dust collection is vital when machining dry
diamond coating will increase tool life in graphite and composite materials
feed rates listed have chip thinning adjustments included where applicable
refer to the SGS Tool Wizard® for complete technical information
(www.kyocera-sgstool.com)

Picatinny Rail Tools

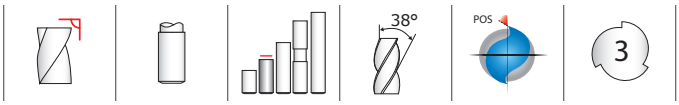

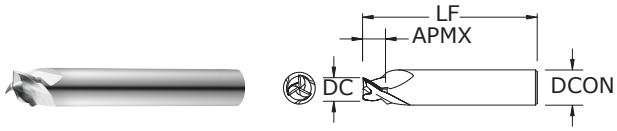

Non-Ferrous Recoil Groove Tool

FRACTIONAL SERIES

- Open Flute design improves chip removal at high feed rates.
- Circular land improves surface finish and chatter supression.
- Symmetrical end gashing improves balance in high speed operations.
- 45 degree chamfer enables slot and deburr in one operation.
- Meets MIL-STD 1913.

inch				EDP NO.	
CUTTING DIAMETER DC	SHANK DIAMETER DCON	LENGTH OF CUT APMX	OVERALL LENGTH LF	UNCOATED	Ti-NAMITE-B (TiB_2)
0.2100	1/4	0.118	1-3/4	34760	34761

TOLERANCES (inch)

DC = +0.0080/–0.0000
APMX= +0.0060/–0.0000
DCON = h_6

NON-FERROUS

For patent information visit www.ksptpatents.com

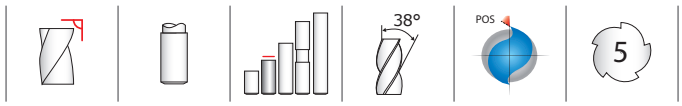

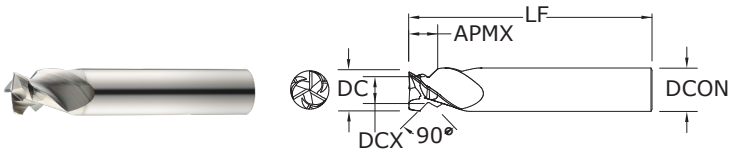

Non-Ferrous Dovetail Form Tool

FRACTIONAL SERIES

- Open Flute design improves chip removal at high feed rates.
- Specially engineered flute shape for improved chip control.
- Circular land improves surface finish and chatter supression.
- Symmetrical end gashing improves balance in high speed operations.
- Meets MIL-STD 1913.

inch					EDP NO.	
CUTTING DIAMETER DC	INNER CUTTING DIAMETER DCX	SHANK DIAMETER DCON	LENGTH OF CUT APMX	OVERALL LENGTH LF	UNCOATED	Ti-NAMITE-B (TiB_2)
0.6050	0.384	5/8	0.410	3-1/2	34762	34763

TOLERANCES (inch)

DC = +0.0010/–0.0010
DCON = h_6

NON-FERROUS

For patent information visit www.ksptpatents.com

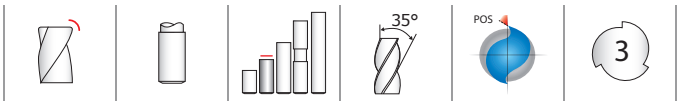

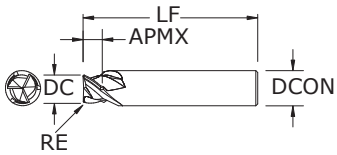

TOLERANCES (inch)

DC = +0.0080/–0.0000
APMX= +0.0060/–0.0000
DCON = h_6
RE = +0.0000/–0.0005

- STEELS
- STAINLESS STEELS
- TITANIUM
- HARDENED STEELS

For patent information visit www.ksptpatents.com

Ferrous Recoil Groove Tool

FRACTIONAL SERIES

inch					EDP NO.	
CUTTING DIAMETER DC	SHANK DIAMETER DCON	LENGTH OF CUT APMX	OVERALL LENGTH LF	CORNER RADIUS RE	Ti-NAMITE-A (TA)	Ti-NAMITE-M (TM)
0.2100	1/4	0.118	1-3/4	.010	33360	33361

- Heavy core design adds rigidity for cutting difficult to machine materials.
- Tight corner radius tangency tolerance for quality recoil grooves.
- Specially engineered flute design adds strength and improves chip flow.
- Meets MIL-STD 1913.

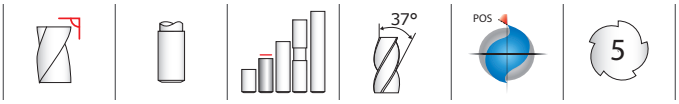

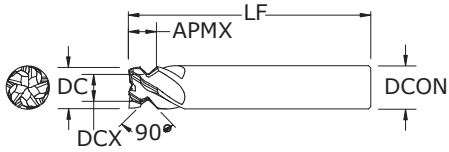

TOLERANCES (inch)

DC = +0.0010/–0.0010
DCON = h_6

- STEELS
- STAINLESS STEELS
- TITANIUM
- HARDENED STEELS

For patent information visit www.ksptpatents.com

Ferrous Dovetail Form Tool

FRACTIONAL SERIES

inch					EDP NO.	
CUTTING DIAMETER DC	INNER CUTTING DIAMETER DCX	SHANK DIAMETER DCON	LENGTH OF CUT APMX	OVERALL LENGTH LF	Ti-NAMITE-A (TA)	Ti-NAMITE-M (TM)
0.6050	0.384	5/8	0.410	3-1/2	37391	37390

- Five-flute design allows for higher machining parameters.
- Open end work design allows for increased chip space.
- Square end configuration with enhanced corner strength to improve corner durability.
- Meets MIL-STD 1913.

FRACTIONAL

Picatinny Rail Ferrous Recoil Groove Tool

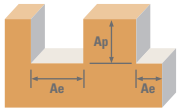

	Picatinny Rail Ferrous Recoil Groove Tool 3 Flute Made to MIL-STD-1913	Hardness		Ae x DC	Ap x DC	Vc (sfm)		DC • in 0.2100
P	CARBON STEELS 1018, 1040, 1080, 1090, 10L50, 1140, 1212, 12L15, 1525, 1536	≤ 275 Bhn or ≤ 28 HRc	Slot	0.210	0.118	440 (352-528)	RPM	8004
							Fz	0.0009
							Feed (ipm)	22.99
	ALLOY STEELS 4140, 4150, 4320, 5120, 5150, 8630, 86L20, 50100	≤ 375 Bhn or ≤ 40 HRc	Slot	0.210	0.118	250 (200-300)	RPM	4548
							Fz	0.0006
							Feed (ipm)	9.79
M	STAINLESS STEELS (FREE MACHINING) 303, 416, 420F, 430F, 440F	≤ 275 Bhn or ≤ 28 HRc	Slot	0.210	0.118	390 (312-468)	RPM	7094
							Fz	0.0007
							Feed (ipm)	17.01
	STAINLESS STEELS (DIFFICULT) 304, 304L, 316, 316L	≤ 275 Bhn or ≤ 28 HRc	Slot	0.210	0.118	270 (216-324)	RPM	4911
							Fz	0.0006
							Feed (ipm)	9.41
	STAINLESS STEELS (PH) 13-8 PH, 15-5 PH, 17-4 PH, Custom 450	≤ 325 Bhn or ≤ 35 HRc	Slot	0.210	0.118	250 (200-300)	RPM	4548
							Fz	0.0006
							Feed (ipm)	8.74
K	CAST IRONS (LOW & MEDIUM ALLOY) Gray, Malleable, Ductile	≤ 220 Bhn or ≤ 19 HRc	Slot	0.210	0.118	270 (216-324)	RPM	4911
							Fz	0.0006
							Feed (ipm)	9.41
N	ALUMINUM ALLOYS 2017, 2024, 356, 6061, 7075			Tool not recommended for this material group				
	ALUMINUM DIE CAST ALLOYS (HIGH SILICONE) A-390, A-392, B-390			Tool not recommended for this material group				
	COPPER ALLOYS Alum Bronze, C110, Muntz Brass			Tool not recommended for this material group				
	PLASTICS Polycarbonate, PVC, Polypropylene			Tool not recommended for this material group				
S	SUPER ALLOYS (NICKEL, COBALT, IRON BASE) Inconel 601, 617, 625, Incoloy, Monel 400	≤ 300 Bhn or ≤ 32 HRc	Slot	0.210	0.118	65 (52-78)	RPM	1182
							Fz	0.0005
							Feed (ipm)	2.00
	SUPER ALLOYS (NICKEL, COBALT, IRON BASE) Inconel 718, X-750, Incoloy, Waspaloy, Hastelloy, Rene	≤ 400 Bhn or ≤ 43 HRc	Slot	0.210	0.118	49 (39-59)	RPM	891
							Fz	0.0004
							Feed (ipm)	1.05
	TITANIUM ALLOYS Pure Titanium, Ti6Al4V, Ti6Al2Sn4Zr2Mo, Ti4Al4Mo2Sn0.5Si	≤ 350 Bhn or ≤ 38 HRc	Slot	0.210	0.118	170 (136-204)	RPM	3092
							Fz	0.0006
							Feed (ipm)	5.89
	TITANIUM ALLOYS (DIFFICULT) Ti10Al2Fe3Al, Ti5Al5V5Mo3Cr, Ti7Al4Mo, Ti3Al8V6Cr4Zr4Mo, Ti6Al6V6Sn, Ti15V3 Cr3Sn3Al	≤ 440 Bhn or ≤ 47 HRc	Slot	0.210	0.118	60 (48-72)	RPM	1091
							Fz	0.0006
							Feed (ipm)	2.09
H	TOOL STEELS A2, D2, H13, L2, M2, P20, S7, T15, W2	≤ 375 Bhn or ≤ 40 HRc	Slot	0.210	0.118	145 (116-174)	RPM	2638
							Fz	0.0005
							Feed (ipm)	4.47

Bhn (Brinell) HRc (Rockwell C)
when recommended speed exceeds your capability, use maximum available and recalculate ipm
rpm = Vc x 3.82 / DC
ipm = Fz x 3 x rpm
reduce speed and feed for materials harder than listed
reduce feed and Ae when finish milling (.02 x DC maximum)
refer to the SGS Tool Wizard® for complete technical information (www.kyocera-sgstool.com)

Picatinny Rail Non-Ferrous Recoil Groove Tool

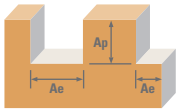

	Picatinny Rail Non-Ferrous Recoil Groove Tool 3 Flute Made to MIL-STD-1913	Hardness		Ae x DC	Ap x DC	Vc (sfm)		DC • in 0.2100
P	CARBON STEELS 1018, 1040, 1080, 1090, 10L50, 1140, 1212, 12L15, 1525, 1536			Tool not recommended for this material group				
P	ALLOY STEELS 4140, 4150, 4320, 5120, 5150, 8630, 86L20, 50100			Tool not recommended for this material group				
M	STAINLESS STEELS (FREE MACHINING) 303, 416, 420F, 430F, 440F			Tool not recommended for this material group				
M	STAINLESS STEELS (DIFFICULT) 304, 304L, 316, 316L			Tool not recommended for this material group				
M	STAINLESS STEELS (PH) 13-8 PH, 15-5 PH, 17-4 PH, Custom 450			Tool not recommended for this material group				
K	CAST IRONS (LOW & MEDIUM ALLOY) Gray, Malleable, Ductile			Tool not recommended for this material group				
N	ALUMINUM ALLOYS 2017, 2024, 356, 6061, 7075	≤ 150 Bhn or ≤ 7 HRc	Slot	0.210	0.118	1600 (1280-1920)	RPM	29105
							Fz	0.0026
							Feed (ipm)	227.89
N	ALUMINUM DIE CAST ALLOYS (HIGH SILICONE) A-390, A-392, B-390	≤ 125 Bhn or ≤ 77 HRb	Slot	0.210	0.118	600 (480-720)	RPM	10914
							Fz	0.0026
							Feed (ipm)	85.46
N	COPPER ALLOYS Alum Bronze, C110, Muntz Brass	≤ 140 Bhn or ≤ 3 HRc	Slot	0.210	0.118	345 (276-414)	RPM	6276
							Fz	0.0022
							Feed (ipm)	40.79
N	PLASTICS Polycarbonate, PVC, Polypropylene		Slot	0.210	0.118	1600 (1280-1920)	RPM	29105
							Fz	0.0044
							Feed (ipm)	380.58
S	SUPER ALLOYS (NICKEL, COBALT, IRON BASE) Inconel 601, 617, 625, Incoloy, Monel 400			Tool not recommended for this material group				
S	SUPER ALLOYS (NICKEL, COBALT, IRON BASE) Inconel 718, X-750, Incoloy, Waspaloy, Hastelloy, Rene			Tool not recommended for this material group				
S	TITANIUM ALLOYS Pure Titanium, Ti6Al4V, Ti6Al2Sn4Zr2Mo, Ti4Al4Mo2Sn0.5Si			Tool not recommended for this material group				
S	TITANIUM ALLOYS (DIFFICULT) Ti10Al2Fe3Al, Ti5Al5V5Mo3Cr, Ti7Al4Mo, Ti3Al8V6Cr4Zr4Mo, Ti6Al6V6Sn, Ti15V3 Cr3Sn3Al			Tool not recommended for this material group				
H	TOOL STEELS A2, D2, H13, L2, M2, P20, S7, T15, W2			Tool not recommended for this material group				

Bhn (Brinell) HRc (Rockwell C)
when recommended speed exceeds your capability, use maximum available and recalculate ipm
rpm = Vc x 3.82 / DC
ipm = Fz x 3 x rpm
reduce speed and feed for materials harder than listed
reduce feed and Ae when finish milling (.02 x DC maximum)
refer to the SGS Tool Wizard® for complete technical information (www.kyocera-sgstool.com)

Picatinny Rail Ferrous Dovetail Form Tool

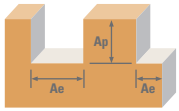

	Picatinny Rail Ferrous Dovetail Form Tool 5 Flute Made to MIL-STD-1913	Hardness		Ae x DC	Ap x DC	Vc (sfm)		DC • in 0.6050
P	CARBON STEELS 1018, 1040, 1080, 1090, 10L50, 1140, 1212, 12L15, 1525, 1536	≤ 275 Bhn or ≤ 28 HRc	Profile	≤ .50	APMX	450 (360-540)	RPM	2841
							Fz	0.0032
							Feed (ipm)	46.03
	ALLOY STEELS 4140, 4150, 4320, 5120, 5150, 8630, 86L20, 50100	≤ 375 Bhn or ≤ 40 HRc	Profile	≤ .50	APMX	260 (208-312)	RPM	1642
							Fz	0.0024
							Feed (ipm)	19.68
M	STAINLESS STEELS (FREE MACHINING) 303, 416, 420F, 430F, 440F	≤ 275 Bhn or ≤ 28 HRc	Profile	≤ .50	APMX	400 (320-480)	RPM	2526
							Fz	0.0024
							Feed (ipm)	30.28
	STAINLESS STEELS (DIFFICULT) 304, 304L, 316, 316L	≤ 275 Bhn or ≤ 28 HRc	Profile	≤ .50	APMX	280 (224-336)	RPM	1768
							Fz	0.0019
							Feed (ipm)	16.61
	STAINLESS STEELS (PH) 13-8 PH, 15-5 PH, 17-4 PH, Custom 450	≤ 325 Bhn or ≤ 35 HRc	Profile	≤ .50	APMX	260 (208-312)	RPM	1642
							Fz	0.0019
							Feed (ipm)	15.42
K	CAST IRONS (LOW & MEDIUM ALLOY) Gray, Malleable, Ductile	≤ 220 Bhn or ≤ 19 HRc	Profile	≤ .50	APMX	280 (224-336)	RPM	1768
							Fz	0.0029
							Feed (ipm)	25.78
N	ALUMINUM ALLOYS 2017, 2024, 356, 6061, 7075			Tool not recommended for this material group				
	ALUMINUM DIE CAST ALLOYS (HIGH SILICONE) A-390, A-392, B-390			Tool not recommended for this material group				
	COPPER ALLOYS Alum Bronze, C110, Muntz Brass			Tool not recommended for this material group				
	PLASTICS Polycarbonate, PVC, Polypropylene			Tool not recommended for this material group				
S	SUPER ALLOYS (NICKEL, COBALT, IRON BASE) Inconel 601, 617, 625, Incoloy, Monel 400	≤ 300 Bhn or ≤ 32 HRc	Profile	≤ .50	APMX	75 (60-90)	RPM	474
							Fz	0.0018
							Feed (ipm)	4.22
	SUPER ALLOYS (NICKEL, COBALT, IRON BASE) Inconel 718, X-750, Incoloy, Waspaloy, Hastelloy, Rene	≤ 400 Bhn or ≤ 43 HRc	Profile	≤ .50	APMX	60 (48-72)	RPM	379
							Fz	0.0013
							Feed (ipm)	2.39
	TITANIUM ALLOYS Pure Titanium, Ti6Al4V, Ti6Al2Sn4Zr2Mo, Ti4Al4Mo2Sn0.5Si	≤ 350 Bhn or ≤ 38 HRc	Profile	≤ .50	APMX	180 (144-216)	RPM	1137
							Fz	0.0021
							Feed (ipm)	11.97
	TITANIUM ALLOYS (DIFFICULT) Ti10Al2Fe3Al, Ti5Al5V5Mo3Cr, Ti7Al4Mo, Ti3Al8V6Cr4Zr4Mo, Ti6Al6V6Sn, Ti15V3 Cr3Sn3Al	≤ 440 Bhn or ≤ 47 HRc	Profile	≤ .50	APMX	70 (56-84)	RPM	442
							Fz	0.0021
							Feed (ipm)	4.65
H	TOOL STEELS A2, D2, H13, L2, M2, P20, S7, T15, W2	≤ 375 Bhn or ≤ 40 HRc	Profile	≤ .50	APMX	145 (116-174)	RPM	916
							Fz	0.0019
							Feed (ipm)	8.60

Bhn (Brinell) HRc (Rockwell C)
when recommended speed exceeds your capability, use maximum available and recalculate ipm
rpm = Vc x 3.82 / DC
ipm = Fz x 5 x rpm
reduce speed and feed for materials harder than listed
reduce feed and Ae when finish milling (.02 x DC maximum)
refer to the SGS Tool Wizard® for complete technical information (www.kyocera-sgstool.com)

Picatinny Rail Non-Ferrous Dovetail Form Tool

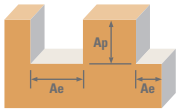

	Picatinny Rail Non-Ferrous Dovetail Form Tool 3 Flute Made to MIL-STD-1913	Hardness		Ae x DC	Ap x DC	Vc (sfm)		DC • in 0.6050
P	CARBON STEELS 1018, 1040, 1080, 1090, 10L50, 1140, 1212, 12L15, 1525, 1536			Tool not recommended for this material group				
P	ALLOY STEELS 4140, 4150, 4320, 5120, 5150, 8630, 86L20, 50100			Tool not recommended for this material group				
M	STAINLESS STEELS (FREE MACHINING) 303, 416, 420F, 430F, 440F			Tool not recommended for this material group				
M	STAINLESS STEELS (DIFFICULT) 304, 304L, 316, 316L			Tool not recommended for this material group				
M	STAINLESS STEELS (PH) 13-8 PH, 15-5 PH, 17-4 PH, Custom 450			Tool not recommended for this material group				
K	CAST IRONS (LOW & MEDIUM ALLOY) Gray, Malleable, Ductile			Tool not recommended for this material group				
N	ALUMINUM ALLOYS 2017, 2024, 356, 6061, 7075	≤ 150 Bhn or ≤ 7 HRc	Profile	≤ .50	APMX	2000 (1600-2400)	RPM	12628
							Fz	0.0056
							Feed (ipm)	211.39
N	ALUMINUM DIE CAST ALLOYS (HIGH SILICONE) A-390, A-392, B-390	≤ 125 Bhn or ≤ 77 HRb	Profile	≤ .50	APMX	750 (600-900)	RPM	4736
							Fz	0.0056
							Feed (ipm)	79.27
N	COPPER ALLOYS Alum Bronze, C110, Muntz Brass	≤ 140 Bhn or ≤ 3 HRc	Profile	≤ .50	APMX	430 (344-516)	RPM	2715
							Fz	0.0046
							Feed (ipm)	37.72
N	PLASTICS Polycarbonate, PVC, Polypropylene		Profile	≤ .50	APMX	2000 (1600-2400)	RPM	12628
							Fz	0.0093
							Feed (ipm)	353.03
S	SUPER ALLOYS (NICKEL, COBALT, IRON BASE) Inconel 601, 617, 625, Incoloy, Monel 400			Tool not recommended for this material group				
S	SUPER ALLOYS (NICKEL, COBALT, IRON BASE) Inconel 718, X-750, Incoloy, Waspaloy, Hastelloy, Rene			Tool not recommended for this material group				
S	TITANIUM ALLOYS Pure Titanium, Ti6Al4V, Ti6Al2Sn4Zr2Mo, Ti4Al4Mo2Sn0.5Si			Tool not recommended for this material group				
S	TITANIUM ALLOYS (DIFFICULT) Ti10Al2Fe3Al, Ti5Al5V5Mo3Cr, Ti7Al4Mo, Ti3Al8V6Cr4Zr4Mo, Ti6Al6V6Sn, Ti15V3 Cr3Sn3Al			Tool not recommended for this material group				
H	TOOL STEELS A2, D2, H13, L2, M2, P20, S7, T15, W2			Tool not recommended for this material group				

Bhn (Brinell) HRc (Rockwell C)
when recommended speed exceeds your capability, use maximum available and recalculate ipm
rpm = Vc x 3.82 / DC
ipm = Fz x 3 x rpm
reduce speed and feed for materials harder than listed
reduce feed and Ae when finish milling (.02 x DC maximum)
refer to the SGS Tool Wizard® for complete technical information (www.kyocera-sgstool.com)

SGS®
Solid Carbide Tools

VALUE AT THE SPINDLE®

High Performance Aluminum End Mills

Milling

HIGH PERFORMANCE ALUMINUM END MILLS	SERIES	DESCRIPTION	PAGE
S-Carb APR® & APF®	43APR-3	3 Flute Advanced Productivity Rougher Fractional	127
	43APR-3	3 Flute Advanced Productivity Rougher Metric	129
	43APR-4	4 Flute Advanced Productivity Rougher Metric	130
	43APF	4 Flute Advanced Productivity Finisher Fractional	132
	43MAPF	4 Flute Advanced Productivity Finisher Metric	134
S-Carb® (3 Flute)	43	3 Flute Non-Ferrous Square End Fractional	136
	43CR	3 Flute Non-Ferrous Corner Radius Fractional	136
	43L	3 Flute Non-Ferrous Square End Long Reach Fractional	140
	43LC	3 Flute Non-Ferrous Corner Radius End Long Reach Fractional	140
	43EC	3 Flute Non-Ferrous Square End Extra Long Reach Fractional	143
	43B	3 Flute Non-Ferrous Ball End Fractional	144
	43LB	3 Flute Non-Ferrous Ball End Long Reach Fractional	145
	43EB	3 Flute Non-Ferrous Ball End Extra Long Reach Fractional	145
	43M	3 Flute Non-Ferrous Square End Metric (Unpolished Flutes)	149
	43M	3 Flute Non-Ferrous Square End Metric (Polished Flutes)	149
	43MCR	3 Flute Non-Ferrous Corner Radius Metric (Unpolished Flutes)	149
	43MCR	3 Flute Non-Ferrous Corner Radius Metric (Polished Flutes)	149
	43MCR	3 Flute Non-Ferrous Corner Radius 4xD Metric (Polished Flutes)	149
	43ML	3 Flute Non-Ferrous Square End Long Reach Metric	152
	43MLC	3 Flute Non-Ferrous Long Reach Corner Radius Metric (Unpolished Flutes)	152
	43MLC	3 Flute Non-Ferrous Long Reach Corner Radius Metric (Polished Flutes)	152
	43MB	3 Flute Non-Ferrous Ball End Metric (Polished Flutes)	154
S-Carb® Rougher (3 Flute)	43CB	3 Flute Rougher Non-Ferrous Chip Breaker Fractional	146
	43LCB	3 Flute Rougher Non-Ferrous Chip Breaker Long Reach Fractional	147
	43MCB	3 Flute Rougher Non-Ferrous Chip Breaker Metric	155
S-Carb® (2 Flute)	47	2 Flute Non-Ferrous Square End Fractional	157
	47L	2 Flute Non-Ferrous Square End Long Reach Fractional	157
	47B	2 Flute Non-Ferrous Ball End Fractional	158
	47LB	2 Flute Non-Ferrous Ball End Long Reach Fractional	158
	47M	2 Flute Non-Ferrous Square End Metric	160
	47ML	2 Flute Non-Ferrous Square End Long Reach Metric	160
	47MB	2 Flute Non-Ferrous Ball End Metric	161
	47MLB	2 Flute Non-Ferrous Ball End Long Reach Metric	161
Ski-Carb	44	2 Flute Non-Ferrous Materials Square End Fractional	163
	44M	2 Flute Non-Ferrous Materials Square End Metric	163
	45	2 Flute Non-Ferrous Materials Long Reach Corner Radius Fractional	166

Speed & Feed Recommendations listed after each series

Fresado

FRESAS DE ALTO RENDIMIENTO PARA ALUMINIO	SERIE	DESCRIPCIÓN	PÁGINA
S-Carb APR® y APF®	43APR-3	3 filos, productividad avanzada, desbastador, fraccional	127
	43APR-3	3 filos, productividad avanzada, desbastador, métrico	129
	43APR-4	4 filos, productividad avanzada, desbastador, métrico	130
	43APF	4 filos, productividad avanzada, acabador, fraccional	132
	43MAPF	4 filos, productividad avanzada, acabador, métrico	134
S-Carb® (3 filos)	43	3 filos, no férrico, punta cuadrada, fraccional	136
	43CR	3 filos, no férrico, radio angulado, fraccional	136
	43L	3 filos, no férrico, punta cuadrada, largo alcance, fraccional	140
	43LC	3 filos, no férricos, largo alcance, radio angulado, fraccional	140
	43EC	3 filos, no férrico, punta cuadrada, alcance extralargo, fraccional	143
	43B	3 filos, no férrico, punta esférica, fraccional	144
	43LB	3 filos, no férrico, punta esférica, largo alcance, fraccional	145
	43EB	3 filos, no férrico, punta esférica, alcance extralargo, fraccional	145
	43M	3 filos, no férrico, punta cuadrada, métrico (filos no pulidos)	149
	43M	3 filos, no férrico, punta cuadrada, métrico (filos pulidos)	149
	43MCR	3 filos, no férrico, radio angulado, métrico (filos no pulidos)	149
	43MCR	3 filos, no férrico, radio angulado, métrico (filos pulidos)	149
	43MCR	3 filos, no férrico, radio angulado 4xD, métrico (filos pulidos)	149
	43ML	3 filos, no férrico, punta cuadrada, largo alcance, métrico	152
	43MLC	3 filos, no férrico, largo alcance, radio angulado, métrico (filos no pulidos)	152
	43MLC	3 filos, no férrico, largo alcance, radio angulado, métrico (filos pulidos)	152
	43MB	3 filos, no férrico, punta esférica, métrico (filos pulidos)	154
Desbastador S-Carb® (3 filos)	43CB	3 filos, desbastador, no férrico, rompevirutas, fraccional	146
	43LCB	3 filos, desbastador, no férrico, rompevirutas, largo alcance, fraccional	147
	43MCB	3 filos, desbastador, no férrico, rompevirutas, métrico	155
S-Carb® (2 filos)	47	2 filos, no férrico, punta cuadrada, fraccional	157
	47L	2 filos, no férrico, punta cuadrada, largo alcance, fraccional	157
	47B	2 filos, no férrico, punta esférica, fraccional	158
	47LB	2 filos, no férrico, punta esférica, largo alcance, fraccional	158
	47M	2 filos, no férrico, punta cuadrada, métrico	160
	47ML	2 filos, no férrico, punta cuadrada, largo alcance, métrico	160
	47MB	2 filos, no férrico, punta esférica, métrico	161
	47MLB	2 filos, no férrico, punta esférica, largo alcance, métrico	161
Ski-Carb	44	2 filos, materiales no férricos, punta cuadrada, fraccional	163
	44M	2 filos, materiales no férricos, punta cuadrada, métrico	163
	45	2 filos, materiales no férricos, largo alcance, radio angulado, fraccional	166

Recomendaciones de velocidades y avances mostradas tras cada serie

FRAISE HAUTE PERFORMANCE POUR ALUMINIUM	SÉRIES	DESCRIPTION	PAGE
S-Carb APR®/APF®	43APR-3	3 dents productivité avancée d'ébauche (fractionnel)	127
	43APR-3	3 dents productivité avancée d'ébauche (métrique)	129
	43APR-4	4 dents productivité avancée d'ébauche (métrique)	130
	43APF	4 dents productivité avancée de finition (fractionnel)	132
	43MAPF	4 dents productivité avancée de finition (métrique)	134
S-Carb® (3 dents)	43	3 dents non-ferreux non rayonné (fractionnel)	136
	43CR	3 dents non-ferreux rayonné (fractionnel)	136
	43L	3 dents non-ferreux non rayonné longue portée (fractionnel)	140
	43LC	3 dents non-ferreux longue portée rayonné (fractionnel)	140
	43EC	3 dents non-ferreux non rayonné portée extra-longue (fractionnel)	143
	43B	3 dents non-ferreux à bout hémisphérique (fractionnel)	144
	43LB	3 dents non-ferreux à bout hémisphérique longue portée (fractionnel)	145
	43EB	3 dents non-ferreux à bout hémisphérique portée extra-longue (fractionnel)	145
	43M	3 dents non-ferreux non rayonné (métrique) (goujures non polies)	149
	43M	3 dents non-ferreux non rayonné (métrique) (goujures polies)	149
	43MCR	3 dents matériaux non-ferreux rayonné (métrique) (goujures non polies)	149
	43MCR	3 dents matériaux non-ferreux rayonné (métrique) (goujures polies)	149
	43MCR	3 dents matériaux non-ferreux rayonné 4xD (métrique) (goujures polies)	149
	43MLC	3 dents non-ferreux longue portée rayonné (métrique) (goujures non polies)	152
	43MLC	3 dents non-ferreux longue portée rayonné (métrique) (goujures polies)	152
	43ML	3 dents non-ferreux non rayonné longue portée (métrique)	152
	43MB	3 dents non-ferreux à bout hémisphérique (métrique) (goujures polies)	154
S-Carb® d'ébauche (3 dents)	43CB	3 dents d'ébauche non-ferreux brise-copeaux (fractionnel)	146
	43LCB	3 dents d'ébauche non-ferreux brise-copeaux longue portée (fractionnel)	147
	43MCB	3 dents d'ébauche non-ferreux brise-copeaux (métrique)	155
S-Carb® (2 dents)	47	2 dents non-ferreux non rayonné (fractionnel)	157
	47L	2 dents non-ferreux non rayonné longue portée (fractionnel)	157
	47B	2 dents non-ferreux à bout hémisphérique (fractionnel)	158
	47LB	2 dents non-ferreux à bout hémisphérique longue portée (fractionnel)	158
	47M	2 dents non-ferreux non rayonné (métrique)	160
	47ML	2 dents non-ferreux non rayonné longue portée (métrique)	160
	47MB	2 dents non-ferreux à bout hémisphérique (métrique)	161
	47MLB	2 dents non-ferreux à bout hémisphérique longue portée (métrique)	161
Ski-Carb	44	2 dents matériaux non-ferreux non rayonné (fractionnel)	163
	44M	2 dents matériaux non-ferreux non rayonné (métrique)	163
	45	2 dents matériaux non-ferreux longue portée rayonné (fractionnel)	166

Recommandations de vitesse et avance indiquées après chaque série

Fräsen

HOCHLEISTUNGSSCHAFTFRÄSER FÜR ALUMINIUM	SERIE	BESCHREIBUNG	SEITE
S-Carb APR® & APF®	43APR-3	Hochleistungs-Schruppfräser mit 3 Schneiden	127
	43APR-3	Hochleistungs-Schruppfräser mit 3 Schneiden (Erweiterung)	129
	43APR-4	Hochleistungs-Schruppfräser mit 4 Schneiden	130
	43APF	Zölliger Hochleistungs-Schlichtfräser mit 4 Schneiden	132
	43MAPF	Hochleistungs-Schlichtfräser mit 4 Schneiden	134
S-Carb® (3 Schneiden)	43	Zölliger NE-Schaftfräser mit 3 Schneiden ohne Eckenradien	136
	43CR	Zölliger NE-Fräser mit 3 Schneiden und Eckenradien	136
	43L	Zölliger NE-Langloch-Schaftfräser mit 3 Schneiden ohne Eckenradien	140
	43LC	Zölliger Langlochfräser mit 3 Schneiden und Eckenradien	140
	43EC	Zölliger NE-Superlangloch-Schaftfräser mit 3 Schneiden ohne Eckenradien	143
	43B	Zölliger NE-Radiusschaftfräser mit 3 Schneiden	144
	43LB	Zölliger NE-Langloch-Radiusschaftfräser mit 3 Schneiden	145
	43EB	Zölliger NE-Superlangloch-Radiusschaftfräser mit 3 Schneiden	145
	43M	NE-Schaftfräser mit 3 unpolierten Schneiden ohne Eckenradien	149
	43M	NE-Schaftfräser mit 3 polierten Schneiden ohne Eckenradien	149
	43MCR	NE-Fräser mit 3 unpolierten Schneiden und Eckenradien	149
	43MCR	NE-Fräser mit 3 polierten Schneiden und Eckenradien	149
	43MCR	NE-Fräser 4xD mit 3 polierten Schneiden und Eckenradien	149
	43ML	NE-Langloch-Schaftfräser mit 3 Schneiden ohne Eckenradien	152
	43MLC	NE-Langlochfräser mit 3 unpolierten Schneiden und Eckenradien	152
	43MLC	NE-Langlochfräser mit 3 polierten Schneiden und Eckenradien	152
	43MB	NE-Radiusschaftfräser mit 3 polierten Schneiden	154
S-Carb® Schruppfräser (3 Schneiden)	43CB	Zölliger NE-Schruppfräser mit 3 Schneiden und Spanbrechern	146
	43LCB	Zölliger NE-Langloch-Schruppfräser mit 3 Spanteilernuten	147
	43MCB	NE-Schruppfräser mit 3 Schneiden und Spanbrechern	155
S-Carb® (2 Schneiden)	47	Zölliger NE-Schaftfräser mit 2 Schneiden ohne Eckenradien	157
	47L	Zölliger NE-Langloch-Schaftfräser mit 2 Schneiden ohne Eckenradien	157
	47B	Zölliger NE-Radiusschaftfräser mit 2 Schneiden	158
	47LB	Zölliger NE-Langloch-Radiusschaftfräser mit 2 Schneiden	158
	47M	NE-Schaftfräser mit 2 Schneiden ohne Eckenradien	160
	47ML	NE-Langloch-Schaftfräser mit 2 Schneiden ohne Eckenradien	160
	47MB	NE-Radiusschaftfräser mit 2 Schneiden	161
	47MLB	NE-Langloch-Radiusschaftfräser mit 2 Schneiden	161
Ski-Carb	44	Zölliger NE-Schaftfräser mit 2 Schneiden ohne Eckenradien	163
	44M	NE-Schaftfräser mit 2 Schneiden ohne Eckenradien	163
	45	Zölliger Langlochfräser mit 2 Schneidenn und Eckenradien für Nichteisenmetalle	166

Empfehlungen für Drehzahl & Vorschub im Anhang zu jeder Serie

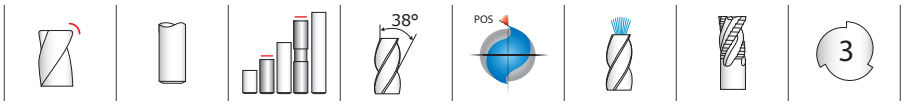

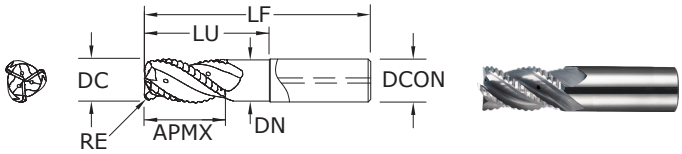

43APR-3

FRACTIONAL SERIES

TOLERANCES (inch)

1/2–1 DIAMETER

DC = –0.0004/–0.004
DCON = h_6
RE = +/–0.002

NON-FERROUS

For patent information visit www.ksptpatents.com

			mm				EDP NO.
CUTTING DIAMETER DC	LENGTH OF CUT APMX	OVERALL LENGTH LF	SHANK DIAMETER DCON	REACH LU	NECK DIAMETER DN	CORNER RADIUS RE	Ti-NAMITE-B (TiB_2)
1/2	1	3-1/4	1/2	1-1/2	.474	.030	34100
1/2	1	3-1/4	1/2	1-1/2	.474	.060	34101
1/2	1	3-1/4	1/2	1-1/2	.474	.090	34102
1/2	1	3-1/4	1/2	1-1/2	.474	.120	34103
5/8	1-3/8	3-5/8	5/8	2	.594	.030	34104*
5/8	1-3/8	3-5/8	5/8	2	.594	.060	34105*
5/8	1-3/8	3-5/8	5/8	2	.594	.090	34106*
5/8	1-3/8	3-5/8	5/8	2	.594	.120	34107*
5/8	1-3/8	4-1/4	5/8	2-5/8	.594	.030	34108*
5/8	1-3/8	4-1/4	5/8	2-5/8	.594	.060	34109*
5/8	1-3/8	4-1/4	5/8	2-5/8	.594	.090	34110*
5/8	1-3/8	4-1/4	5/8	2-5/8	.594	.120	34111*
3/4	1-3/8	3-5/8	3/4	1-3/4	.713	.030	34112
3/4	1-3/8	3-5/8	3/4	1-3/4	.713	.060	34113
3/4	1-3/8	3-5/8	3/4	1-3/4	.713	.090	34114
3/4	1-3/8	3-5/8	3/4	1-3/4	.713	.120	34115
3/4	1-3/8	4-3/8	3/4	2-1/2	.713	.030	34116*
3/4	1-3/8	4-3/8	3/4	2-1/2	.713	.060	34117*
3/4	1-3/8	4-3/8	3/4	2-1/2	.713	.090	34118*
3/4	1-3/8	4-3/8	3/4	2-1/2	.713	.120	34119*
3/4	1-3/8	5-1/4	3/4	3-1/4	.713	.030	34120*
3/4	1-3/8	5-1/4	3/4	3-1/4	.713	.060	34121*
3/4	1-3/8	5-1/4	3/4	3-1/4	.713	.090	34122*
3/4	1-3/8	5-1/4	3/4	3-1/4	.713	.120	34123*
1	1-3/4	4-1/2	1	2-1/2	.949	.030	34124
1	1-3/4	4-1/2	1	2-1/2	.949	.060	34125
1	1-3/4	4-1/2	1	2-1/2	.949	.090	34126
1	1-3/4	4-1/2	1	2-1/2	.949	.120	34127
1	1-3/4	5-1/4	1	3-1/4	.949	.030	34128*
1	1-3/4	5-1/4	1	3-1/4	.949	.060	34129*
1	1-3/4	5-1/4	1	3-1/4	.949	.090	34130*
1	1-3/4	5-1/4	1	3-1/4	.949	.120	34131*
1	1-3/4	6-1/4	1	4-1/4	.949	.030	34132*
1	1-3/4	6-1/4	1	4-1/4	.949	.060	34133*
1	1-3/4	6-1/4	1	4-1/4	.949	.090	34134*
1	1-3/4	6-1/4	1	4-1/4	.949	.120	34135*

*Variable Helix

- Ultra high-productivity rougher for Aluminum alloys, specifically for aircraft components
- Designed for machine tools with capability of 12 l^3 per minute material removal rates
- New 3 flute variable geometry with side exit coolant holes
- Open fluting for deep slotting and profiling
- Recommended for materials ≤ 150 Bhn (≤ 7 HRc)

S-Carb APR®

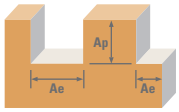

	Series 43APR-3 Fractional		Ae x DC	Ap x DC	Vc (sfm)		DC • inch APR-3 0.75	1
N	ALUMINIUM ALLOYS 6068, 7075	Slot	1	≤ 1	5250	RPM	26740	20055
					(980-6900)	Fz	0.0055	0.0059
						Feed (ipm)	441	355
		Profile	≤ 0.5	≤ 1.5	5900	RPM	30051	22538
					(980-6900)	Fz	0.0063	0.0067
						Feed (ipm)	568	453
		HSM	≤ 0.1	≤ 2	6900	RPM	35144	26358
					(980-6900)	Fz	0.0075	0.0079
						Feed (ipm)	791	625

	Series 43APR-3L Fractional		Ae x DC	Ap x DC	Vc (sfm)		DC • inch APR-3 LONG 0.5	0.625	0.75	1
N	ALUMINIUM ALLOYS 6068, 7075	Slot	1	≤ 1	3280	RPM	25059	20047	16706	12530
					(980-6900)	Fz	0.0039	0.0043	0.0047	0.0051
						Feed (ipm)	293	259	236	192
		Profile	≤ 0.5	≤ 1.5	3950	RPM	30178	24142	20119	15089
					(980-6900)	Fz	0.0047	0.0051	0.0055	0.0059
						Feed (ipm)	426	369	332	267
		HSM	≤ 0.1	≤ 2	4600	RPM	35144	28115	23429	17572
					(980-6900)	Fz	0.0055	0.0059	0.0063	0.0067
						Feed (ipm)	580	498	443	353

RPM stated may be outside of most machine tools in the smaller sizes, adjust the surface speed but maintain the Fz
For best results use the peak power of the specific machine torque chart.
Typically 10hp is required to remove 45 cubic inches of material (MRR).
Eg. >> (Ae x Ap x Feed) >> Therefore Full slotting 1" dia: 1 x 1 x 355 = 355 cubic inches, so it needs a min of 78hp.
Larger cuts and chip load consume more power.
Review the power chart of each machine to determine MAX power for ultimate performance.
Example below shows peak power @ 10,000 rpm.
The new coolant supply is designed for MQL as well as normal emulsion coolant on the same data.
Ensure max MQL flow prior to cutting.
Refer to the SGS Tool Wizard® for complete technical information (www.kyocera-sgstool.com).

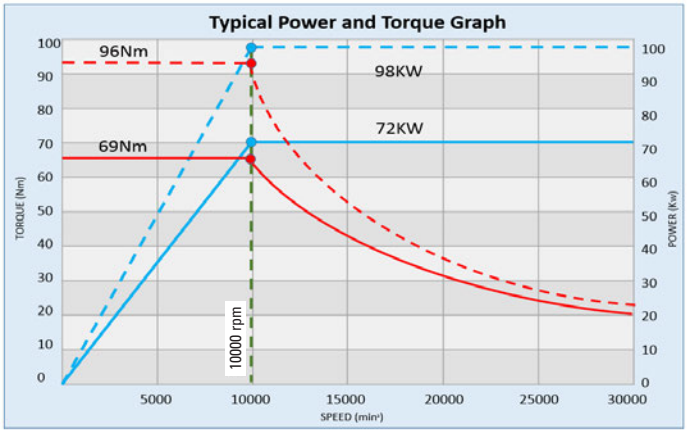

S-Carb APR®

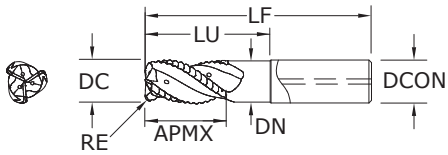

43APR-3

METRIC SERIES

TOLERANCES (mm)

12–25 DIAMETER

DC = –0,010/–0,100
DCON = h_6
RE = +/–0,05

NON-FERROUS

For patent information visit www.ksptpatents.com

mm							EDP NO.
CUTTING DIAMETER DC	LENGTH OF CUT APMX	OVERALL LENGTH LF	SHANK DIAMETER DCON	REACH LU	NECK DIAMETER DN	CORNER RADIUS RE	Ti-NAMITE-B (TiB_2)
12,0	26,0	83,0	12,0	39,0	11,4	1,0	44976*
12,0	26,0	83,0	12,0	39,0	11,4	2,0	44977*
12,0	26,0	83,0	12,0	39,0	11,4	3,0	44978*
12,0	26,0	83,0	12,0	39,0	11,4	4,0	44979*
12,0	26,0	95,0	12,0	–	–	–	44975*
16,0	35,0	92,0	16,0	–	–	–	44980
16,0	35,0	92,0	16,0	51,0	15,2	2,0	44981*
16,0	35,0	92,0	16,0	51,0	15,2	3,0	44982*
16,0	35,0	92,0	16,0	51,0	15,2	4,0	44983*
16,0	35,0	108,0	16,0	67,0	15,2	2,0	44985*
16,0	35,0	108,0	16,0	67,0	15,2	3,0	44986*
16,0	35,0	108,0	16,0	67,0	15,2	4,0	44987*
16,0	35,0	124,0	16,0	–	–	–	44984
20,0	35,0	86,0	20,0	–	–	–	44990
20,0	35,0	86,0	20,0	45,0	19,4	3,0	44991
20,0	35,0	86,0	20,0	45,0	19,4	4,0	44992
20,0	35,0	106,0	20,0	–	–	–	44993
20,0	35,0	106,0	20,0	65,0	19,4	2,0	44994*
20,0	35,0	106,0	20,0	65,0	19,4	3,0	44995*
20,0	35,0	106,0	20,0	65,0	19,4	4,0	44996*
20,0	35,0	106,0	20,0	65,0	19,4	5,0	44997*
20,0	35,0	125,0	20,0	84,0	19,0	2,0	45021*
20,0	35,0	125,0	20,0	84,0	19,0	3,0	45022*
20,0	35,0	125,0	20,0	84,0	19,0	4,0	45023*
20,0	35,0	145,0	20,0	–	–	–	45020
25,0	43,0	108,0	25,0	–	–	–	44998
25,0	43,0	108,0	25,0	60,0	24,4	2,0	44999
25,0	43,0	108,0	25,0	60,0	24,4	3,0	45000
25,0	43,0	108,0	25,0	60,0	24,4	4,0	45001
25,0	35,0	140,0	25,0	–	–	–	45002
25,0	35,0	140,0	25,0	80,0	24,4	3,0	45003*
25,0	35,0	140,0	25,0	90,0	24,4	3,0	45004*
25,0	35,0	151,0	25,0	–	–	–	45024
25,0	35,0	151,0	25,0	105,0	23,7	3,0	45025*

*Variable Helix

- Ultra high-productivity rougher for Aluminum alloys, specifically for aircraft components
- Designed for machine tools with capability of 12 l^3 per minute material removal rates
- New 3 flute variable geometry with side exit coolant holes
- Open fluting for deep slotting and profiling
- Recommended for materials ≤ 150 Bhn (≤ 7 HRc)

S-Carb APR®

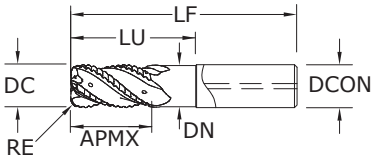

43APR-4

METRIC SERIES

- Ultra high-productivity rougher for Aluminum alloys, specifically for aircraft components
- Designed for machine tools with capability of 12 l^3 per minute material removal rates
- 4 flute variable geometry with side exit coolant holes
- Open fluting for deep slotting and profiling
- Recommended for materials ≤ 150 Bhn (≤ 7 HRc)

mm							EDP NO.
CUTTING DIAMETER DC	LENGTH OF CUT APMX	OVERALL LENGTH LF	SHANK DIAMETER DCON	REACH LU	NECK DIAMETER DN	CORNER RADIUS RE	Ti-NAMITE-B (TiB_2)
20,0	35,0	86,0	20,0	–	18,97	–	45005
20,0	35,0	86,0	20,0	45,0	19,00	3,0	45006
20,0	35,0	86,0	20,0	45,0	19,00	4,0	45007
20,0	35,0	106,0	20,0	–	19,00	–	45008
20,0	35,0	106,0	20,0	65,0	19,00	2,0	45009
20,0	35,0	106,0	20,0	65,0	19,00	3,0	45010
20,0	35,0	106,0	20,0	65,0	19,00	4,0	45011
20,0	35,0	106,0	20,0	65,0	19,00	5,0	45012
25,0	43,0	108,0	25,0	–	23,75	–	45013
25,0	43,0	108,0	25,0	60,0	23,75	2,0	45014
25,0	43,0	108,0	25,0	60,0	23,75	3,0	45015
25,0	43,0	108,0	25,0	60,0	23,75	4,0	45016
25,0	35,0	140,0	25,0	–	23,75	–	45017
25,0	35,0	140,0	25,0	80,0	23,75	3,0	45018
25,0	35,0	140,0	25,0	90,0	23,75	3,0	45019

TOLERANCES (mm)

20–25 DIAMETER

DC = –0,010/–0,100
DCON = h_6
RE = ±0,050

NON-FERROUS

For patent information visit www.ksptpatents.com

S-Carb APR®

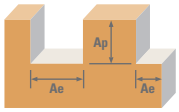

Series 43APR-3 43APR-4 Metric			Ae x DC	Ap x DC	Vc (m/min)		DC • mm APR-3 20	APR-3 25	APR-4 20	APR-4 25
N	ALUMINIUM ALLOYS 6068, 7075	Slot	1	≤ 1	1600	RPM	25461	20369	25461	20369
					(300-2100)	Fz	0.14	0.15	0.12	0.13
						Feed (mm/min)	10694	9166	12222	10592
		Profile	≤ 0.5	≤ 1.5	1800	RPM	28644	22915	28644	22915
					(300-2100)	Fz	0.16	0.17	0.14	015
						Feed (mm/min)	13749	11687	16041	13749
		HSM	≤ 0.1	≤ 2	2100	RPM	33418	26735	33418	26735
					(300-2100)	Fz	0.19	0.20	0.16	0.17
						Feed (mm/min)	19048	16041	21388	18180

Series 43APR-3 43APR-4 Metric			Ae x DC	Ap x DC	Vc (m/min)		DC • mm APR-3 LONG 12	16	20	25
N	ALUMINIUM ALLOYS 6068, 7075	Slot	1	≤ 1	1600	RPM	26522	19892	15913	12731
					(300-2100)	Fz	0.10	0.11	0.12	0.13
						Feed (mm/min)	7957	6564	5729	4965
		Profile	≤ 0.5	≤ 1.5	1800	RPM	31827	23870	19096	15277
					(300-2100)	Fz	0.12	0.13	0.14	0.15
						Feed (mm/min)	11458	9309	8020	6875
		HSM	≤ 0.1	≤ 2	2100	RPM	37131	27849	22279	17823
					(300-2100)	Fz	0.14	0.15	0.16	0.17
						Feed (mm/min)	15595	12532	10694	9090

RPM stated may be outside of most machine tools in the smaller sizes, adjust the surface speed but maintain the Fz
For best results use the peak power of the specific machine torque chart.
Typically 10kw is required to remove 1 litre of material (MMR).
Eg. >> (Ae x Ap x Feed) / 1000000 >> Therefore Full slotting Ø25: 25 x 25 x 7333 = 4.58 Litres so it needs a min of 46Kw.
Larger cuts and chip load consume more power.
Review the power chart of each machine to determine MAX power for ultimate performance.
Example below shows peak power @ 10,000 rpm.
The APR-4 design is for ultimate metal removal but typicaly requires more power, and is also better suited to horizontal machines.
The new coolant supply is designed for MQL as well as normal emulsion coolant on the same data.
Ensure max MQL flow prior to cutting.
Refer to the SGS Tool Wizard® for complete technical information (www.kyocera-sgstool.com).

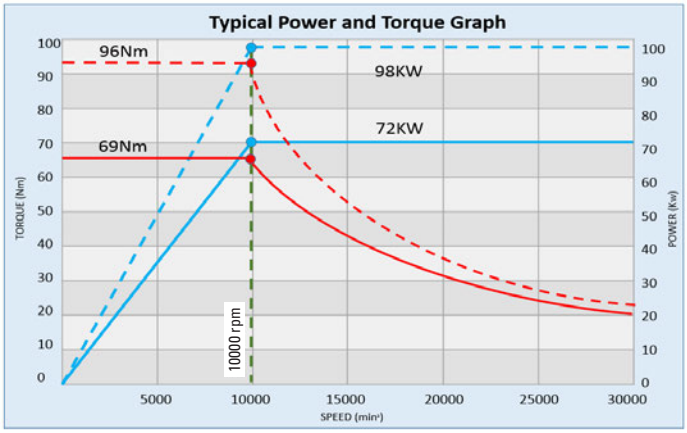

FRACTIONAL

S-Carb APF®

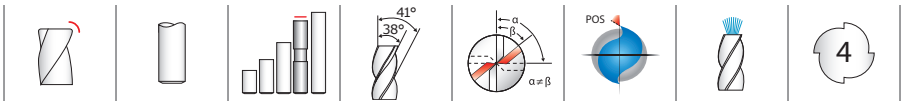

43APF

FRACTIONAL SERIES

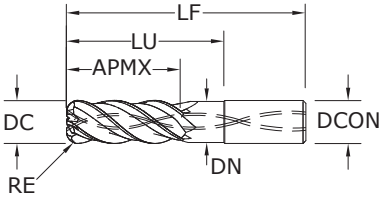

- Ultra high-productivity finisher for Aluminum alloys, specifically for aircraft components
- Two levels of chatter suppression: variable helix and indexing
- Designed for single axial pass semi-finishing and finishing
- Polished flutes maximize chip evacuation and provides enhanced finish
- Recommended for materials ≤ 150 Bhn (≤ 7 HRc)

inch							EDP NO.
CUTTING DIAMETER DC	LENGTH OF CUT APMX	OVERALL LENGTH LF	SHANK DIAMETER DCON	REACH LU	NECK DIAMETER DN	CORNER RADIUS RE	Ti-NAMITE-B (TiB_2)
1/2	1-1/4	3-1/4	1/2	1-5/8	.478	.030	34016
1/2	1-1/4	3-1/4	1/2	1-5/8	.478	.060	34017
1/2	1-1/4	3-1/4	1/2	1-5/8	.478	.090	34018
1/2	1-1/4	3-1/4	1/2	1-5/8	.478	.120	34019
1/2	2	4	1/2	2-3/8	.478	.030	34020
1/2	2	4	1/2	2-3/8	.478	.060	34021
1/2	2	4	1/2	2-3/8	.478	.090	34022
1/2	2	4	1/2	2-3/8	.478	.120	34023
3/4	1-7/8	4-1/4	3/4	2-3/8	.728	.030	34024
3/4	1-7/8	4-1/4	3/4	2-3/8	.728	.060	34025
3/4	1-7/8	4-1/4	3/4	2-3/8	.728	.090	34026
3/4	1-7/8	4-1/4	3/4	2-3/8	.728	.120	34027
3/4	3	5-3/8	3/4	3-1/2	.728	.030	34028
3/4	3	5-3/8	3/4	3-1/2	.728	.060	34029
3/4	3	5-3/8	3/4	3-1/2	.728	.090	34030
3/4	3	5-3/8	3/4	3-1/2	.728	.120	34031

Available on request: • JetStream Technology

TOLERANCES (inch)

1/2–3/4 DIAMETER

DC = –0.0004/–0.0020
DCON = h_6
RE = +0.0000/–0.0012

NON-FERROUS

For patent information visit www.ksptpatents.com

S-Carb APF®

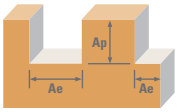

	Series 43APF Fractional	Hardness		Ae x DC	Ap x DC	Vc (sfm)		DC • in 1/2	DC • in 3/4
N	ALUMINUM ALLOYS 2024, 5052, 5086, 6061, 6063, 7075	≤ 150 Bhn or ≤ 7 HRc	Profile	≤ 0.1	≤ 2.5	2625	RPM	20055	13370
						(2100-3150)	Fz	0.0030	0.0050
							Feed (in/min)	241	267
			Profile	≤ 0.1	≤ 4	2625	RPM	20055	13370
						(2100-3150)	Fz	0.0020	0.0040
							Feed (in/min)	160	214
	ALUMINUM ALLOYS (LITHIUM)* 2090, 2091, 2099, 2195, 2199, 2297, 8090	≤ 150 Bhn or ≤ 7 HRc	Profile	≤ 0.1	≤ 2.5	1970	RPM	15051	10034
						(1576-2364)	Fz	0.0030	0.0050
							Feed (in/min)	181	201
			Profile	≤ 0.1	≤ 4	1970	RPM	15051	10034
						(1576-2364)	Fz	0.0020	0.0040
							Feed (in/min)	120	161

Bhn (Brinell) HRc (Rockwell C)
surface speed is dependent on machine spindle and fixturing
balancing is recommended at ultra high surface speeds
tool life may be reduced when machining Lithium Alloys
rpm = Vc x 3.82 / DC
ipm = Fz x 4 x rpm
maximum recommended depths shown
reduce speed and feed for materials harder than listed
finish cuts typically require reduced feed and cutting depths of 0.02 X DC maximum
ramp angle = 6° (feed rate = 50%)
plunging not recommended
refer to the SGS Tool Wizard® for complete technical information (www.kyocera-sgstool.com)

S-Carb APF®

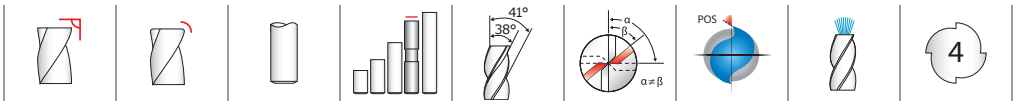

43MAPF

METRIC SERIES

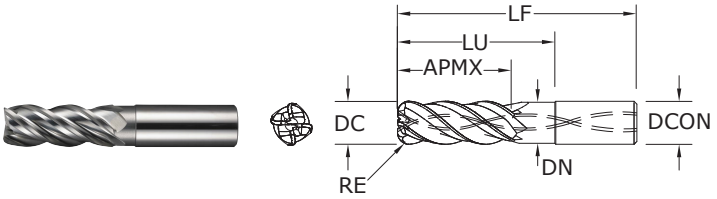

- Ultra high-productivity finisher for Aluminum alloys, specifically for aircraft components
- Two levels of chatter suppression: variable helix and indexing
- Designed for single axial pass semi-finishing and finishing
- Polished flutes maximize chip evacuation and provides enhanced finish
- Recommended for materials ≤ 150 Bhn (≤ 7 HRc)

mm							EDP NO.
CUTTING DIAMETER DC	LENGTH OF CUT APMX	OVERALL LENGTH LF	SHANK DIAMETER DCON	REACH LU	NECK DIAMETER DN	CORNER RADIUS RE	Ti-NAMITE-B (TiB_2)
6,0	24,0	58,0	6,0	30,0	5,66	–	44627
8,0	32,0	64,0	8,0	40,0	7,57	–	44628
10,0	40,0	80,0	10,0	50,0	9,47	–	44629
12,0	30,0	83,0	12,0	40,0	11,38	–	44630
12,0	30,0	83,0	12,0	40,0	11,38	2,0	44745
12,0	30,0	83,0	12,0	40,0	11,38	3,0	44746
12,0	30,0	83,0	12,0	40,0	11,38	4,0	44747
12,0	30,0	83,0	12,0	50,0	11,38	0,5	44641
12,0	30,0	83,0	12,0	50,0	11,38	5,0	44642
12,0	48,0	100,0	12,0	62,0	11,38	–	44631
12,0	48,0	100,0	12,0	62,0	11,38	2,0	44748
12,0	48,0	100,0	12,0	62,0	11,38	3,0	44749
12,0	48,0	100,0	12,0	62,0	11,38	4,0	44750
16,0	40,0	92,0	16,0	51,0	15,16	–	44634
16,0	40,0	92,0	16,0	51,0	15,16	2,0	44751
16,0	40,0	92,0	16,0	51,0	15,16	3,0	44752
16,0	40,0	92,0	16,0	51,0	15,16	4,0	44753
16,0	42,0	93,0	16,0	51,0	15,16	5,0	44643
16,0	64,0	125,0	16,0	82,0	15,16	–	44635
16,0	64,0	125,0	16,0	82,0	15,16	2,0	44754
16,0	64,0	125,0	16,0	82,0	15,16	3,0	44755
16,0	64,0	125,0	16,0	82,0	15,16	4,0	44756
20,0	50,0	108,0	20,0	63,0	18,97	–	44636
20,0	50,0	108,0	20,0	63,0	18,97	3,0	44757
20,0	50,0	108,0	20,0	63,0	18,97	4,0	44758
20,0	50,0	108,0	20,0	63,0	18,97	5,0	44759
20,0	80,0	150,0	20,0	102,0	18,97	–	44637
20,0	80,0	150,0	20,0	102,0	18,97	3,0	44760
20,0	80,0	150,0	20,0	102,0	18,97	4,0	44761
20,0	80,0	150,0	20,0	102,0	18,97	5,0	44762
25,0	63,0	130,0	25,0	79,0	23,75	–	44638
25,0	63,0	130,0	25,0	79,0	23,75	3,0	44763
25,0	63,0	130,0	25,0	79,0	23,75	4,0	44764
25,0	63,0	130,0	25,0	79,0	23,75	5,0	44765
25,0	100,0	175,0	25,0	120,0	23,75	–	44639
25,0	100,0	175,0	25,0	120,0	23,75	3,0	44766
25,0	100,0	175,0	25,0	120,0	23,75	4,0	44767
25,0	100,0	175,0	25,0	120,0	23,75	5,0	44768

Available on request: • JetStream Technology

TOLERANCES (mm)

6–25 DIAMETER

DC = –0,010/–0,050
DCON = h_6
RE = +0,000/–0,030

NON-FERROUS

For patent information visit www.ksptpatents.com

S-Carb APF®

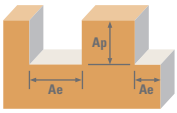

	Series 43MAPF Metric	Hardness		Ae x DC	Ap x DC	Vc (m/min)		DC • mm 6	8	10	12	16	20	25
N	**ALUMINUM ALLOYS 2024, 5052, 5086, 6061, 6063, 7075**	≤ 150 Bhn or ≤ 7 HRc	Profile	≤ 0.1	≤ 2.5	800	RPM	42440	31830	25464	21220	15915	12732	10186
						(640-960)	Fz	0.050	0.055	0.060	0.070	0.100	0.140	0.170
							Feed (mm/min)	8488	7003	6111	5942	6366	7130	6926
			Profile	≤ 0.1	≤ 4	800	RPM	42440	31830	25464	21220	15915	12732	10186
						(640-960)	Fz	0.040	0.045	0.050	0.050	0.070	0.100	0.120
							Feed (mm/min)	6790	5729	5093	4244	4456	5093	4889
	ALUMINUM ALLOYS (LITHIUM)* 2090, 2091, 2099, 2195, 2199, 2297, 8090	≤ 150 Bhn or ≤ 7 HRc	Profile	≤ 0.1	≤ 2.5	600	RPM	31830	23873	19098	15915	11936	9549	7639
						(480-720)	Fz	0.050	0.055	0.060	0.070	0.100	0.140	0.170
							Feed (mm/min)	6366	5252	4584	4456	4774	5347	5195
			Profile	≤ 0.1	≤ 4	600	RPM	31830	23873	19098	15915	11936	9549	7639
						(480-720)	Fz	0.040	0.045	0.050	0.050	0.070	0.100	0.120
							Feed (mm/min)	5093	4297	3820	3183	3342	3820	3667

Bhn (Brinell) HRc (Rockwell C)
surface speed is dependent on machine spindle and fixturing
balancing is recommended at ultra high surface speeds
*tool life may be reduced when machining Lithium Alloys
rpm = (Vc x 1000) / (DC x 3.14)
mm/min = Fz x 4 x rpm
maximum recommended depths shown
reduce speed and feed for materials harder than listed
finish cuts typically require reduced feed and cutting depths of 0.02 X DC maximum
ramp angle = 6° (feed rate = 50%)
plunging not recommended
refer to the SGS Tool Wizard® for complete technical information (www.kyocera-sgstool.com)

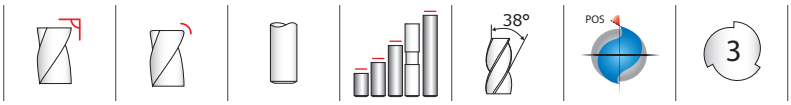

43 • 43CR

FRACTIONAL SERIES

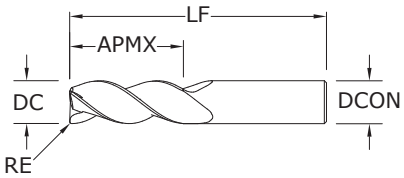

- Circular land allows for increased control at various speed and feed rates and reduces chatter
- Symmetrical end gashing for excellent balance at high speeds and aggressive plunging capability
- Open fluting for deep slotting and profiling
- Enhanced corner geometry with tight tolerance corner radii
- Recommended for materials ≤ 150 Bhn (≤ 7 HRc)

inch					EDP NO.	
CUTTING DIAMETER DC	LENGTH OF CUT APMX	OVERALL LENGTH LF	SHANK DIAMETER DCON	CORNER RADIUS RE	UNCOATED	Ti-NAMITE-B (TiB_2)
1/8	3/8	1-1/2	1/8	–	34701	34728
1/8	3/8	1-1/2	1/8	.010	34771	34793
3/16	5/16	2-1/2	3/16	–	34822	34857
3/16	9/16	2	3/16	–	34702	34729
3/16	9/16	2	3/16	.010	34772	34794
3/16	3/4	2-1/2	3/16	–	34823	34858
1/4	3/8	2	1/4	–	34703	34730
1/4	3/8	2-1/2	1/4	.010	35575	35665
1/4	3/8	2-1/2	1/4	.015	35576	35666
1/4	3/8	2-1/2	1/4	.030	35577	35667
1/4	3/8	2-1/2	1/4	.060	35578	35668
1/4	1/2	2-1/2	1/4	–	34824	34859
1/4	3/4	2-1/2	1/4	–	34704	34731
1/4	3/4	2-1/2	1/4	.010	34773	34795
1/4	3/4	2-1/2	1/4	.015	35579	35669
1/4	3/4	2-1/2	1/4	.030	34774	34796
1/4	3/4	2-1/2	1/4	.060	35580	35670
1/4	1	3	1/4	–	34825	34860
1/4	1	3	1/4	.010	35581	35671
1/4	1	3	1/4	.015	35582	35672
1/4	1	3	1/4	.030	35583	35673
1/4	1	3	1/4	.060	35584	35674
1/4	1-1/4	3-1/2	1/4	–	34705	34732
1/4	1-3/4	4	1/4	–	34826	34861
5/16	7/16	2	5/16	–	34706	34733
5/16	5/8	2-1/2	5/16	–	34707	34734
5/16	5/8	2-1/2	5/16	.030	34775	34797
5/16	1-1/4	4	5/16	–	34708	34735
3/8	1/2	2	3/8	–	34709	34736
3/8	1/2	3	3/8	.010	35585	35675
3/8	1/2	3	3/8	.015	35586	35676
3/8	1/2	3	3/8	.030	35587	35677
3/8	1/2	3	3/8	.060	35588	35678
3/8	1/2	3	3/8	.090	35589	35679
3/8	1	2-1/2	3/8	–	34710	34737
3/8	1	2-1/2	3/8	.010	34776	34798

continued on next page

TOLERANCES (inch)

1/8–3/16 DIAMETER
DC = +0.0000/–0.00032
DCON = h_6
RE = +0.0000/–0.0020

1/4–3/8 DIAMETER
DC = +0.0000/–0.00035
DCON = h_6
RE = +0.0000/–0.0020

1/2–5/8 DIAMETER
DC = +0.0000/–0.00043
DCON = h_6
RE = +0.0000/–0.0020

3/4–1 DIAMETER
DC = +0.0000/–0.00051
DCON = h_6
RE = +0.0000/–0.0020

NON-FERROUS

PLASTICS/COMPOSITES

For patent information visit www.ksptpatents.com

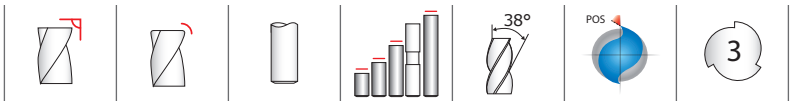

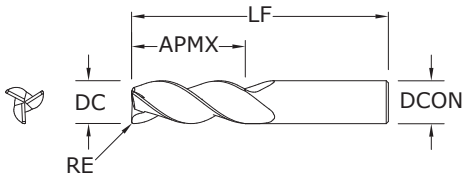

43 • 43CR

FRACTIONAL SERIES

CONTINUED

TOLERANCES (inch)

1/8–3/16 DIAMETER
DC = +0.0000/–0.00032
DCON = h_6
RE = +0.0000/–0.0020

1/4–3/8 DIAMETER
DC = +0.0000/–0.00035
DCON = h_6
RE = +0.0000/–0.0020

1/2–5/8 DIAMETER
DC = +0.0000/–0.00043
DCON = h_6
RE = +0.0000/–0.0020

3/4–1 DIAMETER
DC = +0.0000/–0.00051
DCON = h_6
RE = +0.0000/–0.0020

NON-FERROUS

PLASTICS/COMPOSITES

For patent information visit www.ksptpatents.com

inch					EDP NO.	
CUTTING DIAMETER DC	LENGTH OF CUT APMX	OVERALL LENGTH LF	SHANK DIAMETER DCON	CORNER RADIUS RE	UNCOATED	Ti-NAMITE-B (TiB_2)
3/8	1	2-1/2	3/8	.030	34777	34799
3/8	1	2-1/2	3/8	.060	32761	32825
3/8	1	3	3/8	.015	35590	35680
3/8	1	3	3/8	.090	35591	35681
3/8	1-1/4	3-1/2	3/8	–	34827	34862
3/8	1-1/2	3-1/2	3/8	–	34711	34738
3/8	1-1/2	4	3/8	.010	35592	35682
3/8	1-1/2	4	3/8	.015	35593	35683
3/8	1-1/2	4	3/8	.030	35594	35684
3/8	1-1/2	4	3/8	.060	35595	35685
3/8	1-1/2	4	3/8	.090	35596	35686
3/8	2	4	3/8	–	34828	34863
1/2	5/8	2-1/2	1/2	–	34712	34739
1/2	5/8	3	1/2	.010	35597	35687
1/2	5/8	3	1/2	.015	35598	35688
1/2	5/8	3	1/2	.030	35599	35689
1/2	5/8	3	1/2	.060	35600	35690
1/2	5/8	3	1/2	.090	35601	35691
1/2	5/8	3	1/2	.120	35602	35692
1/2	1	3	1/2	–	34830	34865
1/2	1	3	1/2	.010	35603	35693
1/2	1	3	1/2	.015	35604	35694
1/2	1	3	1/2	.030	35605	35695
1/2	1	3	1/2	.060	35606	35696
1/2	1	3	1/2	.090	35607	35697
1/2	1	3	1/2	.120	35608	35698
1/2	1-1/4	3	1/2	.015	35609	35699
1/2	1-1/4	3-1/4	1/2	–	34713	34740
1/2	1-1/4	3-1/4	1/2	.010	34778	34800
1/2	1-1/4	3-1/4	1/2	.030	34779	34801
1/2	1-1/4	3-1/4	1/2	.060	34780	34802
1/2	1-1/4	3-1/4	1/2	.090	34781	34803
1/2	1-1/4	3-1/4	1/2	.120	32766	32830
1/2	1-5/8	4	1/2	–	34831	34866
1/2	1-5/8	4	1/2	.010	35610	35700
1/2	1-5/8	4	1/2	.015	35611	35701

continued on next page

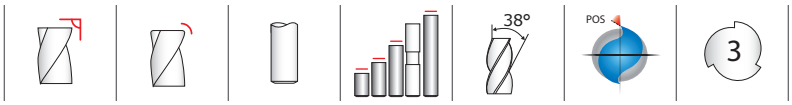

43 • 43CR

FRACTIONAL SERIES

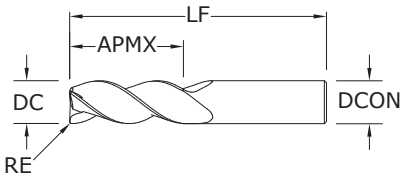

CONTINUED

inch					EDP NO.	
CUTTING DIAMETER DC	LENGTH OF CUT APMX	OVERALL LENGTH LF	SHANK DIAMETER DCON	CORNER RADIUS RE	UNCOATED	Ti-NAMITE-B (TiB_2)
1/2	1-5/8	4	1/2	.030	35612	35702
1/2	1-5/8	4	1/2	.060	35613	35703
1/2	1-5/8	4	1/2	.090	35614	35704
1/2	1-5/8	4	1/2	.120	35615	35705
1/2	2	4	1/2	.010	35616	35706
1/2	2	4	1/2	.015	35617	35707
1/2	2	4	1/2	.030	35618	35708
1/2	2	4	1/2	.060	35619	35709
1/2	2	4	1/2	.090	35620	35710
1/2	2	4	1/2	.120	35621	35711
1/2	2	4	1/2	–	34714	34741
1/2	2-1/2	5	1/2	–	34832	34867
1/2	3-1/8	6	1/2	–	34715	34742
5/8	3/4	3	5/8	–	34716	34743
5/8	3/4	3-1/2	5/8	.030	35622	35712
5/8	3/4	3-1/2	5/8	.060	35623	35713
5/8	3/4	3-1/2	5/8	.090	35624	35714
5/8	3/4	3-1/2	5/8	.120	35625	35715
5/8	1-5/8	3-3/4	5/8	–	34717	34744
5/8	1-5/8	3-3/4	5/8	.030	34782	34804
5/8	1-5/8	3-3/4	5/8	.060	34783	34805
5/8	1-5/8	3-3/4	5/8	.090	34784	34806
5/8	1-5/8	3-3/4	5/8	.120	35626	35716
5/8	2-1/8	4	5/8	–	34833	34868
5/8	2-1/2	5	5/8	–	34718	34745
5/8	3-1/4	6	5/8	–	34834	34869
5/8	3-3/4	6	5/8	–	34719	34746
3/4	1	3	3/4	–	34720	34747
3/4	1	4	3/4	.030	35627	35717
3/4	1	4	3/4	.060	35628	35718
3/4	1	4	3/4	.090	35629	35719
3/4	1	4	3/4	.120	35630	35720
3/4	1	4	3/4	.190	35631	35721
3/4	1	4	3/4	.250	35632	35722
3/4	1-5/8	4	3/4	–	34721	34748
3/4	1-5/8	4	3/4	.030	34785	34807

continued on next page

TOLERANCES (inch)

1/8–3/16 DIAMETER
DC = +0.0000/–0.00032
DCON = h_6
RE = +0.0000/–0.0020

1/4–3/8 DIAMETER
DC = +0.0000/–0.00035
DCON = h_6
RE = +0.0000/–0.0020

1/2–5/8 DIAMETER
DC = +0.0000/–0.00043
DCON = h_6
RE = +0.0000/–0.0020

3/4–1 DIAMETER
DC = +0.0000/–0.00051
DCON = h_6
RE = +0.0000/–0.0020

NON-FERROUS

PLASTICS/COMPOSITES

For patent information visit www.ksptpatents.com

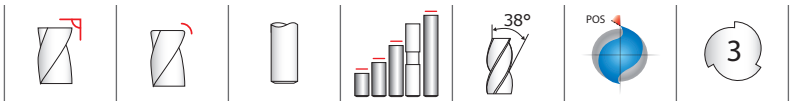

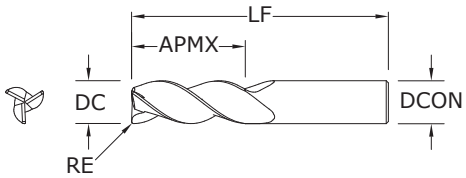

43 • 43CR

FRACTIONAL SERIES

CONTINUED

TOLERANCES (inch)

1/8–3/16 DIAMETER
DC = +0.0000/–0.00032
DCON = h_6
RE = +0.0000/–0.0020

1/4–3/8 DIAMETER
DC = +0.0000/–0.00035
DCON = h_6
RE = +0.0000/–0.0020

1/2–5/8 DIAMETER
DC = +0.0000/–0.00043
DCON = h_6
RE = +0.0000/–0.0020

3/4–1 DIAMETER
DC = +0.0000/–0.00051
DCON = h_6
RE = +0.0000/–0.0020

NON-FERROUS

PLASTICS/COMPOSITES

For patent information visit www.ksptpatents.com

inch					EDP NO.	
CUTTING DIAMETER DC	LENGTH OF CUT APMX	OVERALL LENGTH LF	SHANK DIAMETER DCON	CORNER RADIUS RE	UNCOATED	Ti-NAMITE-B (TiB_2)
3/4	1-5/8	4	3/4	.060	34786	34808
3/4	1-5/8	4	3/4	.090	34787	34809
3/4	1-5/8	4	3/4	.120	34815	34817
3/4	1-5/8	4	3/4	.190	35633	35723
3/4	1-5/8	4	3/4	.250	35634	35724
3/4	2-1/4	5	3/4	–	34722	34749
3/4	2-1/4	5	3/4	.030	35635	35725
3/4	2-1/4	5	3/4	.060	35636	35726
3/4	2-1/4	5	3/4	.090	35637	35727
3/4	2-1/4	5	3/4	.120	35638	35728
3/4	2-1/4	5	3/4	.190	35639	35729
3/4	2-1/4	5	3/4	.250	35640	35730
3/4	2-1/2	5	3/4	–	34758	34765
3/4	3-1/4	6	3/4	–	34723	34750
1	1-1/4	4	1	–	34724	34751
1	1-1/4	5	1	.030	35641	35731
1	1-1/4	5	1	.060	35642	35732
1	1-1/4	5	1	.090	35643	35733
1	1-1/4	5	1	.120	35644	35734
1	1-1/4	5	1	.190	35645	35735
1	1-1/4	5	1	.250	35646	35736
1	2	4-1/2	1	–	34725	34752
1	2	4-1/2	1	.030	34789	34811
1	2	4-1/2	1	.060	34790	34812
1	2	4-1/2	1	.090	34791	34813
1	2	4-1/2	1	.120	34816	34818
1	2	5	1	.190	35647	35737
1	2	5	1	.250	35648	35738
1	2-5/8	6	1	–	34726	34753
1	3-1/4	6	1	–	34727	34754
1	3-1/4	6	1	.030	35649	35739
1	3-1/4	6	1	.060	35650	35740
1	3-1/4	6	1	.090	35651	35741
1	3-1/4	6	1	.120	35652	35742
1	3-1/4	6	1	.190	35653	35743
1	3-1/4	6	1	.250	35654	35744
1	4-1/8	7	1	–	34835	34870

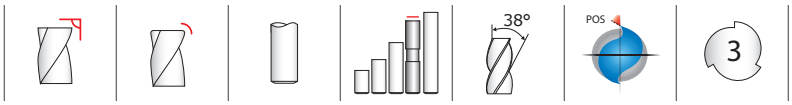

43L • 43LC

FRACTIONAL SERIES

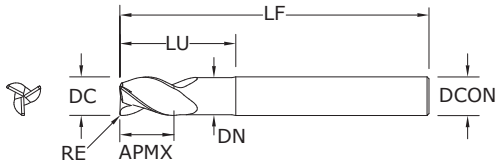

- Circular land allows for increased control at various speed and feed rates and reduces chatter
- Symmetrical end gashing for excellent balance at high speeds and aggressive plunging capability
- Open fluting for deep slotting and profiling
- Necked design with blended diameter transitions provide clearance to reach
- Enhanced corner geometry with tight tolerance corner radii
- Recommended for materials ≤ 150 Bhn (≤ 7 HRc)

inch							EDP NO.	
CUTTING DIAMETER DC	LENGTH OF CUT APMX	OVERALL LENGTH LF	SHANK DIAMETER DCON	REACH LU	NECK DIAMETER DN	CORNER RADIUS RE	UNCOATED	Ti-NAMITE-B (TiB_2)
1/8	5/32	3	1/8	1/2	.105	–	32700	32725
1/8	5/32	3	1/8	1/2	.105	.010	32751	32815
1/8	5/32	3	1/8	3/4	.105	–	32691	34888
3/16	7/32	3	3/16	1/2	.105	–	32701	32726
3/16	7/32	3	3/16	1/2	.167	.010	32752	32816
3/16	7/32	3	3/16	3/4	.167	–	32692	34889
1/4	3/8	2-1/2	1/4	3/4	.230	.015	35787	36235
1/4	3/8	2-1/2	1/4	3/4	.230	.060	35788	36236
1/4	3/8	4	1/4	3/4	.230	–	32702	32727
1/4	3/8	4	1/4	3/4	.230	.010	32753	32817
1/4	3/8	4	1/4	3/4	.230	.030	32754	32818
1/4	3/8	4	1/4	1-1/2	.230	–	32703	32728
1/4	3/8	4	1/4	1-1/2	.230	.010	32755	32819
1/4	3/8	4	1/4	1-1/2	.230	.030	32756	32820
1/4	3/8	4	1/4	2-1/8	.230	–	32704	32729
1/4	3/8	4	1/4	2-1/8	.230	.010	32757	32821
1/4	3/8	4	1/4	2-1/8	.230	.030	32758	32822
5/16	7/16	4	5/16	1-1/8	.292	–	32705	32730
5/16	7/16	4	5/16	1-1/8	.292	.030	32759	32823
5/16	7/16	4	5/16	2-1/8	.292	–	32706	32731
5/16	7/16	4	5/16	2-1/8	.292	.030	32760	32824
3/8	1/2	3	3/8	1-1/8	.355	.015	35791	36239
3/8	1/2	3	3/8	1-1/8	.355	.090	35792	36240
3/8	1/2	4	3/8	1-1/8	.355	–	32707	32732
3/8	1/2	4	3/8	1-1/8	.355	.030	32762	32826
3/8	1/2	4	3/8	1-1/8	.355	.060	32763	32827
3/8	1/2	4	3/8	2-1/8	.355	–	32708	32733
3/8	1/2	4	3/8	2-1/8	.355	.030	32764	32828
3/8	1/2	4	3/8	2-1/8	.355	.060	32765	32829
1/2	5/8	3	1/2	1-3/8	.480	.015	35795	36243
1/2	5/8	4	1/2	1-3/8	.480	–	32709	32734
1/2	5/8	4	1/2	1-3/8	.480	.030	32767	32831
1/2	5/8	4	1/2	1-3/8	.480	.060	32768	32832
1/2	5/8	4	1/2	1-3/8	.480	.090	32769	32833
1/2	5/8	4	1/2	1-3/8	.480	.120	32770	32834
1/2	5/8	4	1/2	2-1/4	.480	.015	35796	36244

continued on next page

TOLERANCES (inch)

1/8–3/16 DIAMETER
DC = +0.0000/–0.00032
DCON = h_6
RE = +0.0000/–0.0020

1/4–3/8 DIAMETER
DC = +0.0000/–0.00035
DCON = h_6
RE = +0.0000/–0.0020

1/2–5/8 DIAMETER
DC = +0.0000/–0.00043
DCON = h_6
RE = +0.0000/–0.0020

3/4–1 DIAMETER
DC = +0.0000/–0.00051
DCON = h_6
RE = +0.0000/–0.0020

NON-FERROUS

PLASTICS/COMPOSITES

For patent information visit www.ksptpatents.com

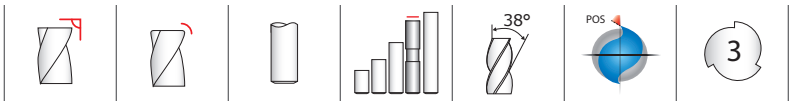

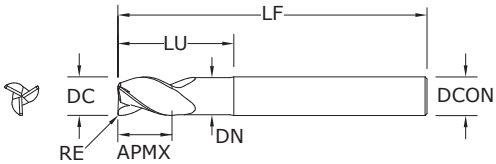

43L • 43LC

FRACTIONAL SERIES

CONTINUED

TOLERANCES (inch)

1/8–3/16 DIAMETER
DC = +0.0000/–0.00032
DCON = h_6
RE = +0.0000/–0.0020

1/4–3/8 DIAMETER
DC = +0.0000/–0.00035
DCON = h_6
RE = +0.0000/–0.0020

1/2–5/8 DIAMETER
DC = +0.0000/–0.00043
DCON = h_6
RE = +0.0000/–0.0020

3/4–1 DIAMETER
DC = +0.0000/–0.00051
DCON = h_6
RE = +0.0000/–0.0020

NON-FERROUS

PLASTICS/COMPOSITES

For patent information visit www.ksptpatents.com

inch							EDP NO.	
CUTTING DIAMETER DC	LENGTH OF CUT APMX	OVERALL LENGTH LF	SHANK DIAMETER DCON	REACH LU	NECK DIAMETER DN	CORNER RADIUS RE	UNCOATED	Ti-NAMITE-B (TiB_2)
1/2	5/8	6	1/2	2-1/8	.480	–	32710	32735
1/2	5/8	6	1/2	2-1/8	.480	.030	32771	32835
1/2	5/8	6	1/2	2-1/8	.480	.060	32772	32836
1/2	5/8	6	1/2	2-1/8	.480	.090	32773	32837
1/2	5/8	6	1/2	2-1/8	.480	.120	32774	32838
1/2	5/8	6	1/2	3-3/8	.480	–	32711	32736
1/2	5/8	6	1/2	3-3/8	.480	.030	32775	32839
1/2	5/8	6	1/2	3-3/8	.480	.060	32776	32840
1/2	5/8	6	1/2	3-3/8	.480	.090	32777	32841
1/2	5/8	6	1/2	3-3/8	.480	.120	32778	32842
1/2	5/8	6	1/2	4-1/4	.480	–	32697	34894
5/8	3/4	4	5/8	1-3/4	.605	–	32712	32737
5/8	3/4	4	5/8	1-3/4	.605	.030	32779	32843
5/8	3/4	4	5/8	1-3/4	.605	.060	32780	32844
5/8	3/4	4	5/8	1-3/4	.605	.090	32781	32845
5/8	3/4	4	5/8	1-3/4	.605	.120	32782	32846
5/8	3/4	4	5/8	2-3/8	.605	–	32713	32738
5/8	3/4	4	5/8	2-3/8	.605	.030	32783	32847
5/8	3/4	4	5/8	2-3/8	.605	.060	32784	32848
5/8	3/4	4	5/8	2-3/8	.605	.090	32785	32849
5/8	3/4	4	5/8	2-3/8	.605	.120	32786	32850
5/8	3/4	6	5/8	3-3/8	.605	–	32714	32739
5/8	3/4	6	5/8	3-3/8	.605	.030	32787	32851
5/8	3/4	6	5/8	3-3/8	.605	.060	32788	32852
5/8	3/4	6	5/8	3-3/8	.605	.090	32789	32853
5/8	3/4	6	5/8	3-3/8	.605	.120	32790	32854
5/8	3/4	6	5/8	4-3/8	.605	–	32698	34895
3/4	1	4	3/4	1-3/4	.730	–	32715	32740
3/4	1	4	3/4	1-3/4	.730	.030	32791	32855
3/4	1	4	3/4	1-3/4	.730	.060	32792	32856
3/4	1	4	3/4	1-3/4	.730	.090	32793	32857
3/4	1	4	3/4	1-3/4	.730	.120	32794	32858
3/4	1	4	3/4	2	.730	.190	35803	36251
3/4	1	4	3/4	2	.730	.250	35804	36252
3/4	1	6	3/4	2-3/8	.730	–	32716	32741
3/4	1	6	3/4	2-3/8	.730	.030	32795	32859

continued on next page

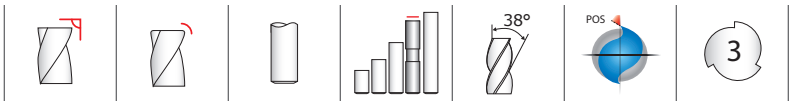

43L • 43LC

FRACTIONAL SERIES

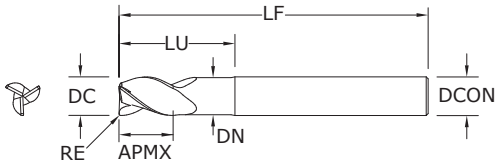

CONTINUED

inch							EDP NO.	
CUTTING DIAMETER DC	LENGTH OF CUT APMX	OVERALL LENGTH LF	SHANK DIAMETER DCON	REACH LU	NECK DIAMETER DN	CORNER RADIUS RE	UNCOATED	Ti-NAMITE-B (TiB_2)
3/4	1	6	3/4	2-3/8	.730	.060	32796	32860
3/4	1	6	3/4	2-3/8	.730	.090	32797	32861
3/4	1	6	3/4	2-3/8	.730	.120	32798	32862
3/4	1	6	3/4	3-3/8	.730	–	32717	32742
3/4	1	6	3/4	3-3/8	.730	.030	32799	32863
3/4	1	6	3/4	3-3/8	.730	.060	32800	32864
3/4	1	6	3/4	3-3/8	.730	.090	32801	32865
3/4	1	6	3/4	3-3/8	.730	.120	32802	32866
3/4	1	6	3/4	4-3/8	.730	–	32699	34896
1	1-1/4	5	1	2-5/8	.980	.190	35809	36257
1	1-1/4	5	1	2-5/8	.980	.250	35810	36258
1	1-1/4	6	1	2-3/8	.980	–	32718	32743
1	1-1/4	6	1	2-3/8	.980	.030	32803	32867
1	1-1/4	6	1	2-3/8	.980	.060	32804	32868
1	1-1/4	6	1	2-3/8	.980	.090	32805	32869
1	1-1/4	6	1	2-3/8	.980	.120	32806	32870
1	1-1/4	6	1	3-3/8	.980	–	32719	32744
1	1-1/4	6	1	3-3/8	.980	.030	32807	32871
1	1-1/4	6	1	3-3/8	.980	.060	32808	32872
1	1-1/4	6	1	3-3/8	.980	.090	32809	32873
1	1-1/4	6	1	3-3/8	.980	.120	32810	32874
1	1-1/4	6	1	3-3/8	.980	.190	35811	36259
1	1-1/4	6	1	3-3/8	.980	.250	35812	36260
1	1-1/4	7	1	4-3/8	.980	–	32720	32745

TOLERANCES (inch)

1/8–3/16 DIAMETER
DC = +0.0000/–0.00032
DCON = h_6
RE = +0.0000/–0.0020

1/4–3/8 DIAMETER
DC = +0.0000/–0.00035
DCON = h_6
RE = +0.0000/–0.0020

1/2–5/8 DIAMETER
DC = +0.0000/–0.00043
DCON = h_6
RE = +0.0000/–0.0020

3/4–1 DIAMETER
DC = +0.0000/–0.00051
DCON = h_6
RE = +0.0000/–0.0020

NON-FERROUS

PLASTICS/COMPOSITES

For patent information visit www.ksptpatents.com

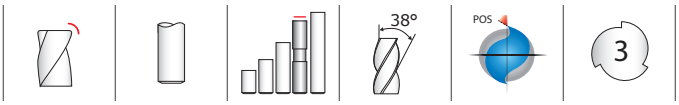

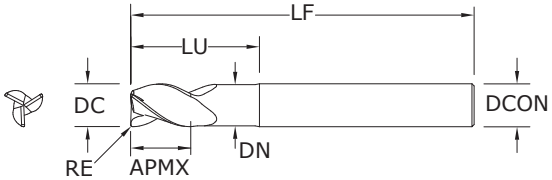

43EC
FRACTIONAL SERIES

TOLERANCES (inch)

1/4–3/8 DIAMETER
DC = +0.0000/–0.00035
DCON = h_6
RE = +0.0000/–0.0020

1/2–5/8 DIAMETER
DC = +0.0000/–0.00043
DCON = h_6
RE = +0.0000/–0.0020

3/4–1 DIAMETER
DC = +0.0000/–0.00051
DCON = h_6
RE = +0.0000/–0.0020

NON-FERROUS

PLASTICS/COMPOSITES

For patent information visit www.ksptpatents.com

inch							EDP NO.	
CUTTING DIAMETER DC	LENGTH OF CUT APMX	OVERALL LENGTH LF	SHANK DIAMETER DCON	REACH LU	NECK DIAMETER DN	CORNER RADIUS RE	UNCOATED	Ti-NAMITE-B (TiB_2)
1/4	3/8	3	1/4	1-1/8	.230	.015	35789	36237
1/4	3/8	3	1/4	1-1/8	.230	.060	35790	36238
3/8	1/2	4	3/8	2-1/8	.355	.015	35793	36241
3/8	1/2	4	3/8	2-1/8	.355	.090	35794	36242
1/2	5/8	5	1/2	3-3/8	.480	.015	35797	36245
1/2	5/8	6	1/2	4-1/4	.480	.015	35798	36246
1/2	5/8	6	1/2	4-1/4	.480	.030	35799	36247
1/2	5/8	6	1/2	4-1/4	.480	.060	35800	36248
1/2	5/8	6	1/2	4-1/4	.480	.090	35801	36249
1/2	5/8	6	1/2	4-1/4	.480	.120	35802	36250
3/4	1	6	3/4	3-3/8	.730	.190	35805	36253
3/4	1	6	3/4	3-3/8	.730	.250	35806	36254
1	1-1/4	7	1	4-3/8	.980	.030	35813	36261
1	1-1/4	7	1	4-3/8	.980	.060	35814	36262
1	1-1/4	7	1	4-3/8	.980	.090	35815	36263
1	1-1/4	7	1	4-3/8	.980	.120	35816	36264
1	1-1/4	7	1	4-3/8	.980	.190	35817	36265
1	1-1/4	7	1	4-3/8	.980	.250	35818	36266

- Circular land allows for increased control at various speed and feed rates and reduces chatter
- Symmetrical end gashing for excellent balance at high speeds and aggressive plunging capability
- Open fluting for deep slotting and profiling
- Necked design with blended diameter transitions provide clearance to reach
- Enhanced corner geometry with tight tolerance corner radii
- Recommended for materials ≤ 150 Bhn (≤ 7 HRc)

S-Carb®

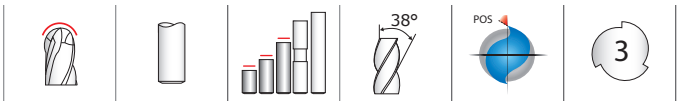

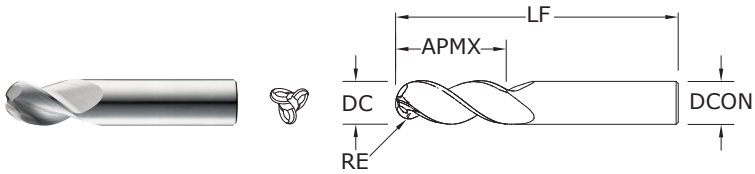

43B

FRACTIONAL SERIES

- Circular land allows for increased control at various speed and feed rates and reduces chatter
- Open fluting for deep slotting and profiling
- Ball nose design ideal for finishing operations in complex workpieces
- Recommended for materials ≤ 150 Bhn (≤ 7 HRc)

inch				EDP NO.	
CUTTING DIAMETER DC	LENGTH OF CUT APMX	OVERALL LENGTH LF	SHANK DIAMETER DCON	UNCOATED	Ti-NAMITE-B (TiB_2)
1/4	3/8	2	1/4	34916	34972
1/4	3/4	2-1/2	1/4	34917	34973
1/4	1	3	1/4	34918	34974
3/8	1/2	2	3/8	34919	34975
3/8	1	2-1/2	3/8	34920	34976
3/8	1-1/2	3-1/2	3/8	34921	34977
1/2	5/8	2-1/2	1/2	34922	34978
1/2	1	3	1/2	34923	34979
1/2	1-1/4	3	1/2	34924	34980
1/2	1-5/8	4	1/2	34925	34981
1/2	2	4	1/2	34926	34982
5/8	3/4	3	5/8	34927	34983
5/8	1-5/8	4	5/8	34928	34984
3/4	1	3	3/4	34929	34985
3/4	1-5/8	4	3/4	34930	34986
3/4	2-1/4	5	3/4	34931	34987
1	1-1/4	4	1	34932	34988
1	2	5	1	34933	34989
1	3-1/4	6	1	34934	34990

RE = 1/2 Cutting Diameter (DC)

TOLERANCES (inch)

1/4–3/8 DIAMETER
DC = +0.0000/–0.00035
DCON = h_6
RE = +0.0005/–0.0005

1/2–5/8 DIAMETER
DC = +0.0000/–0.00043
DCON = h_6
RE = +0.0005/–0.0005

3/4–1 DIAMETER
DC = +0.0000/–0.00051
DCON = h_6
RE = +0.0005/–0.0005

NON-FERROUS

PLASTICS/COMPOSITES

For patent information visit www.ksptpatents.com

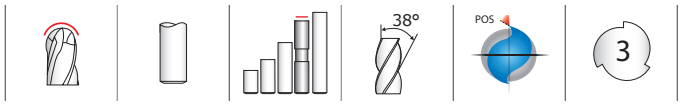

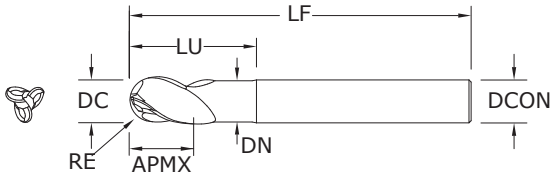

43LB
FRACTIONAL SERIES

TOLERANCES (inch)

1/4–3/8 DIAMETER
DC = +0.0000/–0.00035
DCON = h_6
RE = +0.0005/–0.0005

1/2–5/8 DIAMETER
DC = +0.0000/–0.00043
DCON = h_6
RE = +0.0005/–0.0005

3/4–1 DIAMETER
DC = +0.0000/–0.00051
DCON = h_6
RE = +0.0005/–0.0005

NON-FERROUS

PLASTICS/COMPOSITES

For patent information visit www.ksptpatents.com

inch						EDP NO.	
CUTTING DIAMETER DC	LENGTH OF CUT APMX	OVERALL LENGTH LF	SHANK DIAMETER DCON	REACH LU	NECK DIAMETER DN	UNCOATED	Ti-NAMITE-B (TiB_2)
1/4	3/8	2-1/2	1/4	3/4	.230	34941	35005
3/8	1/2	3	3/8	1-1/8	.355	34943	35007
1/2	5/8	3	1/2	1-3/8	.480	34945	35009
1/2	5/8	4	1/2	2-1/4	.480	34946	35010
5/8	3/4	4	5/8	1-5/8	.605	34949	35013
3/4	1	4	3/4	2	.730	34951	35015
1	1-1/4	5	1	2-5/8	.980	34954	35018
1	1-1/4	6	1	3-3/8	.980	34955	35019

RE = 1/2 Cutting Diameter (DC)

- Circular land allows for increased control at various speed and feed rates and reduces chatter
- Open fluting for deep slotting and profiling
- Necked design with blended diameter transitions provide clearance to reach
- Ball nose design ideal for finishing operations in complex workpieces
- Recommended for materials ≤ 150 Bhn (≤ 7 HRc)

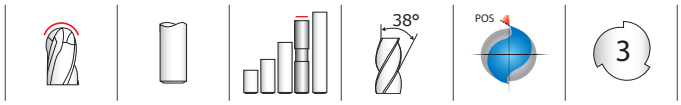

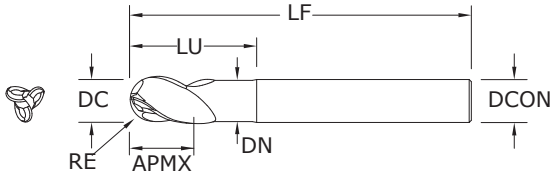

43EB
FRACTIONAL SERIES

TOLERANCES (inch)

1/4–3/8 DIAMETER
DC = +0.0000/–0.00035
DCON = h_6
RE = +0.0005/–0.0005

1/2–5/8 DIAMETER
DC = +0.0000/–0.00043
DCON = h_6
RE = +0.0005/–0.0005

3/4–1 DIAMETER
DC = +0.0000/–0.00051
DCON = h_6
RE = +0.0005/–0.0005

NON-FERROUS

PLASTICS/COMPOSITES

For patent information visit www.ksptpatents.com

inch						EDP NO.	
CUTTING DIAMETER DC	LENGTH OF CUT APMX	OVERALL LENGTH LF	SHANK DIAMETER DCON	REACH LU	NECK DIAMETER DN	UNCOATED	Ti-NAMITE-B (TiB_2)
1/4	3/8	3	1/4	1-1/8	.230	34942	35006
3/8	1/2	4	3/8	2-1/8	.355	34944	35008
1/2	5/8	5	1/2	3-3/8	.480	34947	35011
1/2	5/8	6	1/2	4-1/4	.480	34948	35012
5/8	3/4	6	5/8	3-3/8	.605	34950	35014
3/4	1	6	3/4	3-3/8	.730	34952	35016
1	1-1/4	7	1	4-3/8	.980	34956	35020

RE = 1/2 Cutting Diameter (DC)

- Circular land allows for increased control at various speed and feed rates and reduces chatter
- Open fluting for deep slotting and profiling
- Necked design with blended diameter transitions provide clearance to reach
- Ball nose design ideal for finishing operations in complex workpieces
- Recommended for materials ≤ 150 Bhn (≤ 7 HRc)

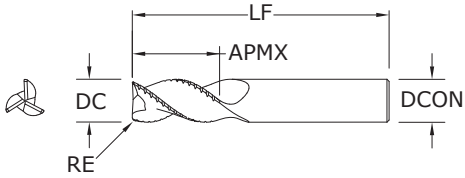

43CB

FRACTIONAL SERIES

- Circular land allows for increased control at various speed and feed rates and reduces chatter
- Symmetrical end gashing for excellent balance at high speeds and aggressive plunging capability
- Chip breakers reduce machine loads up to 15% for increased roughing feed rate capability
- Open fluting for deep slotting and profiling
- Recommended for materials ≤ 150 Bhn (≤ 7 HRc)

inch					EDP NO.	
CUTTING DIAMETER DC	LENGTH OF CUT APMX	OVERALL LENGTH LF	SHANK DIAMETER DCON	CORNER RADIUS RE	UNCOATED	Ti-NAMITE-B (TiB_2)
1/4	3/8	2-1/2	1/4	.020	33390	33450
1/4	1/2	2-1/2	1/4	.020	33391	33451
1/4	3/4	2-1/2	1/4	.020	33392	33452
1/4	1	3	1/4	.020	33393	33453
1/4	1-1/4	3-1/2	1/4	.020	33394	33454
1/4	1-3/4	4	1/4	.020	33395	33455
5/16	7/16	2-1/2	5/16	.020	33396	33456
5/16	11/16	2-1/2	5/16	.020	33397	33457
5/16	1	3	5/16	.020	33398	33458
5/16	2-1/8	4	5/16	.020	33400	33460
3/8	1/2	3	3/8	.020	33401	33461
3/8	1	2-1/2	3/8	.020	34300	34305
3/8	1-1/4	3-1/2	3/8	.020	33402	33462
3/8	1-1/2	4	3/8	.020	33403	33463
3/8	2	4	3/8	.020	33404	33464
1/2	5/8	3	1/2	.030	33406	33466
1/2	1	3	1/2	.030	33407	33467
1/2	1-1/4	3-1/4	1/2	.030	34301	34306
1/2	1-5/8	4	1/2	.030	33408	33468
1/2	2	4	1/2	.030	33409	33469
1/2	2-1/2	5	1/2	.030	33410	33470
1/2	3-1/8	6	1/2	.030	33411	33471
5/8	3/4	3-1/2	5/8	.030	33412	33472
5/8	1-5/8	3-3/4	5/8	.030	34302	34307
5/8	2-1/8	4	5/8	.030	33413	33473
5/8	3-1/4	6	5/8	.030	33415	33475
5/8	3-3/4	6	5/8	.030	33416	33476
3/4	1	4	3/4	.030	33417	33477
3/4	1-5/8	4	3/4	.030	34303	34308
3/4	2-1/4	4	3/4	.030	33418	33478
3/4	3-1/4	6	3/4	.030	33419	33479
3/4	4	6	3/4	.030	33420	33480
1	1-1/4	5	1	.030	33421	33481
1	2	4-1/2	1	.030	34304	34309
1	2-5/8	6	1	.030	33422	33482
1	3-1/4	6	1	.030	33423	33483
1	4-1/8	7	1	.030	33424	33484

TOLERANCES (inch)

1/4–3/8 DIAMETER
DC = +0.0000/–0.00035
DCON = h_6
RE = +0.0000/–0.0020

1/2–5/8 DIAMETER
DC = +0.0000/–0.00043
DCON = h_6
RE = +0.0000/–0.0020

3/4–1 DIAMETER
DC = +0.0000/–0.00051
DCON = h_6
RE = +0.0000/–0.0020

NON-FERROUS

PLASTICS/COMPOSITES

For patent information visit www.ksptpatents.com

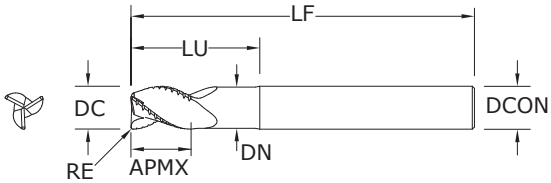

43LCB
FRACTIONAL SERIES

TOLERANCES (inch)

1/4–3/8 DIAMETER
DC = +0.0000/–0.00035
DCON = h_6
RE = +0.0000/–0.0020

1/2–5/8 DIAMETER
DC = +0.0000/–0.00043
DCON = h_6
RE = +0.0000/–0.0020

3/4–1 DIAMETER
DC = +0.0000/–0.00051
DCON = h_6
RE = +0.0000/–0.0020

NON-FERROUS

PLASTICS/COMPOSITES

For patent information visit www.ksptpatents.com

inch							EDP NO.	
CUTTING DIAMETER DC	LENGTH OF CUT APMX	OVERALL LENGTH LF	SHANK DIAMETER DCON	REACH LU	NECK DIAMETER DN	CORNER RADIUS RE	UNCOATED	Ti-NAMITE-B (TiB_2)
1/4	3/8	4	1/4	3/4	.230	.020	33500	33540
1/4	3/8	4	1/4	1-1/8	.230	.020	33501	33541
1/4	3/8	4	1/4	2-1/8	.230	.020	33502	33542
5/16	7/16	4	5/16	1-1/8	.292	.020	33503	33543
5/16	7/16	4	5/16	2-1/8	.292	.020	33504	33544
3/8	1/2	4	3/8	1-1/8	.355	.020	33507	33547
3/8	1/2	4	3/8	2-1/8	.355	.020	33508	33548
1/2	5/8	4	1/2	1-3/8	.480	.030	33511	33551
1/2	5/8	4	1/2	2-1/4	.480	.030	–	33552
1/2	5/8	6	1/2	3-3/8	.480	.030	33513	33553
1/2	5/8	6	1/2	4-1/4	.480	.030	33514	33554
5/8	3/4	4	5/8	1-5/8	.605	.030	33515	33555
5/8	3/4	6	5/8	2-3/8	.605	.030	33516	33556
5/8	3/4	6	5/8	3-3/8	.605	.030	33517	33557
5/8	3/4	6	5/8	4-3/8	.605	.030	33518	33558
3/4	1	4	3/4	2	.730	.030	33519	33559
3/4	1	6	3/4	2-1/2	.730	.030	33520	33560
3/4	1	6	3/4	3-3/8	.730	.030	33521	33561
3/4	1	6	3/4	4-3/8	.730	.030	33522	33562
1	1-1/4	6	1	2-5/8	.980	.030	33523	33563
1	1-1/4	6	1	3-3/8	.980	.030	33524	33564
1	1-1/4	7	1	4-3/8	.980	.030	33525	33565

- Circular land allows for increased control at various speed and feed rates and reduces chatter
- Symmetrical end gashing for excellent balance at high speeds and aggressive plunging capability
- Chip breakers reduce machine loads up to 15% for increased roughing feed rate capability
- Open fluting for deep slotting and profiling
- Necked design with blended diameter transitions provide clearance to reach
- Recommended for materials ≤ 150 Bhn (≤ 7 HRc)

S-Carb®

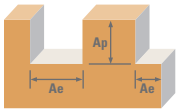

	Series 43CR, 43CB, 43LC, 43, 43L, 43LCB, 43B, 43LB, 43ELB, 43EC Fractional	Hardness		Ae x DC	Ap x DC	Vc (sfm)		DC • in 1/8	1/4	3/8	1/2	5/8	3/4	1
N	ALUMINUM ALLOYS 2024, 5052, 5086, 6061, 6073, 7075	≤ 150 Bhn or ≤ 7 HRc	Slot	1	≤ 1	1600	RPM	48896	24448	16299	12224	9779	8149	6112
						(1280-1920)	Fz	0.0009	0.0025	0.0045	0.0060	0.0065	0.0070	0.0085
							Feed (ipm)	132	183	220	220	191	171	156
			Profile	≤ 0.5	≤ 1.5	2000	RPM	61120	30560	20373	15280	12224	10187	7640
						(1600-2400)	Fz	0.0009	0.0025	0.0045	0.0060	0.0065	0.0070	0.0085
							Feed (ipm)	165	229	275	275	238	214	195
			HSM	≤ 0.05	≤ 2	3300	RPM	100848	50424	33616	25212	20170	16808	12606
						(2640-3960)	Fz	0.0021	0.0055	0.0105	0.0140	0.0150	0.0165	0.0195
							Feed (ipm)	635	832	1059	1059	908	832	737
	ALUMINUM DIE CAST ALLOYS (HIGH SILICONE) A-390, A-392, B- 390	≤ 125 Bhn or ≤ 77 HRb	Slot	1	≤ 1	600	RPM	18336	9168	6112	4584	3667	3056	2292
						(480-720)	Fz	0.0009	0.0025	0.0045	0.0060	0.0065	0.0070	0.0085
							Feed (ipm)	50	69	83	83	72	64	58
			Profile	≤ 0.5	≤ 1.5	750	RPM	22920	11460	7640	5730	4584	3820	2865
						(600-900)	Fz	0.0009	0.0025	0.0045	0.0060	0.0065	0.0070	0.0085
							Feed (ipm)	62	86	103	103	89	80	73
			HSM	≤ 0.05	≤ 2	1240	RPM	37894	18947	12631	9474	7579	6316	4737
						(992-1488)	Fz	0.0021	0.0055	0.0105	0.0140	0.0150	0.0165	0.0195
							Feed (ipm)	239	313	398	398	341	313	277
	COPPER ALLOYS Aluminum Bronze Brass Naval Brass Red Brass	≤ 140 Bhn or ≤ 3 HRc	Slot	1	≤ 1	865	RPM	26434	13217	8811	6609	5287	4406	3304
						(692-1038)	Fz	0.0008	0.0020	0.0040	0.0050	0.0055	0.0060	0.0070
							Feed (ipm)	63	79	106	99	87	79	69
			Profile	≤ 0.5	≤ 1.5	1080	RPM	33005	16502	11002	8251	6601	5501	4126
						(864-1296)	Fz	0.0008	0.0020	0.0040	0.0050	0.0055	0.0060	0.0070
							Feed (ipm)	79	99	132	124	109	99	87
			HSM	≤ 0.05	≤ 2	1780	RPM	54397	27198	18132	13599	10879	9066	6800
						(1424-2136)	Fz	0.0017	0.0045	0.0085	0.0115	0.0125	0.0140	0.0160
							Feed (ipm)	277	367	462	469	408	381	326
N	COPPER ALLOYS Beryllium Copper C110, Malleable Bronze, Tin Bronze	≤ 200 Bhn or ≤ 23 HRc	Slot	1	≤ 1	345	RPM	10543	5272	3514	2636	2109	1757	1318
						(276-414)	Fz	0.0008	0.0020	0.0040	0.0050	0.0055	0.0060	0.0070
							Feed (ipm)	25	32	42	40	35	32	28
			Profile	≤ 0.5	≤ 1.5	430	RPM	13141	6570	4380	3285	2628	2190	1643
						(344-516)	Fz	0.0008	0.0020	0.0040	0.0050	0.0055	0.0060	0.0070
							Feed (ipm)	32	39	53	49	43	39	34
			HSM	≤ 0.05	≤ 2	710	RPM	21698	10849	7233	5424	4340	3616	2712
						(568-852)	Fz	0.0017	0.0045	0.0085	0.0115	0.0125	0.0140	0.0160
							Feed (ipm)	111	146	184	187	163	152	130
	PLASTICS ABS, Polycarbonate, PVC, Polypropylene		Slot	1	≤ 1	1600	RPM	48896	24448	16299	12224	9779	8149	6112
						(1280-1920)	Fz	0.0015	0.0040	0.0075	0.0100	0.0110	0.0120	0.0140
							Feed (ipm)	220	293	367	367	323	293	257
			Profile	≤ 0.5	≤ 1.5	2000	RPM	61120	30560	20373	15280	12224	10187	7640
						(1600-2400)	Fz	0.0015	0.0040	0.0075	0.0100	0.0110	0.0120	0.0140
							Feed (ipm)	275	367	458	458	403	367	321
			HSM	≤ 0.05	≤ 2	3300	RPM	100848	50424	33616	25212	20170	16808	12606
						(2640-3960)	Fz	0.0034	0.0090	0.0170	0.0230	0.0250	0.0275	0.0320
							Feed (ipm)	1029	1361	1714	1740	1513	1387	1210

Bhn (Brinell) HRc (Rockwell C) HRb (Rockwell B) HSM (High Speed Machining)
rpm = Vc x 3.82 / DC
ipm = Fz x 3 x rpm
reduce speed and feed for materials harder than listed
reduce cut depth and feed by 50% for long flute and long reach tools
reduce feed and Ae when finish milling (.02 x DC maximum)
refer to the SGS Tool Wizard® for complete technical information (www.kyocera-sgstool.com)

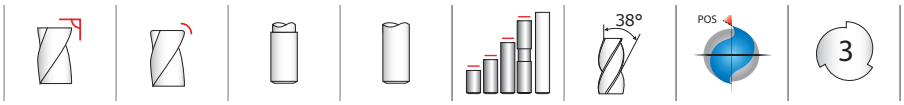

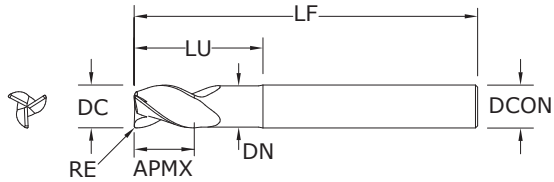

43M • 43MCR

METRIC SERIES

TOLERANCES (mm)

6 DIAMETER
DC = +0,000/–0,008
DCON = h_6
RE = +0,000/–0,050

>6–10 DIAMETER
DC = +0,000/–0,009
DCON = h_6
RE = +0,000/–0,050

>10–18 DIAMETER
DC = +0,000/–0,011
DCON = h_6
RE = +0,000/–0,050

>18–20 DIAMETER
DC = +0,000/–0,013
DCON = h_6
RE = +0,000/–0,050

NON-FERROUS

PLASTICS/COMPOSITES

For patent information visit www.ksptpatents.com

mm								EDP NO.	
CUTTING DIAMETER DC	LENGTH OF CUT APMX	OVERALL LENGTH LF	SHANK DIAMETER DCON	CORNER RADIUS RE	REACH LU	NECK DIAMETER DN	POLISHED FLUTE	UNCOATED	Ti-NAMITE-B (TiB_2)
3,0	8,0	52,0	6,0	–	–	–	•	–	44890
4,0	11,0	55,0	6,0	–	–	–	•	–	44891
5,0	13,0	57,0	6,0	–	–	–	•	–	44892
6,0	13,0	57,0	6,0	–	–	–		44701	44715
6,0	13,0	57,0	6,0	1,5	–	–		–	44732
6,0	13,0	57,0	6,0	0,5	–	–	•	–	44902
6,0	13,0	57,0	6,0	1,0	–	–	•	–	44894
6,0	13,0	72,0	6,0	–	–	–		44702	44716
6,0	13,0	72,0	6,0	0,8	–	–	•	–	44842
6,0	13,0	72,0	6,0	1,2	–	–	•	–	44843
6,0	24,0	75,0	6,0	–	–	–	•	–	44893
6,0	24,0	75,0	6,0	0,5	–	–	•	–	44844
6,0	24,0	75,0	6,0	1,0	–	–	•	–	44845
8,0	19,0	63,0	8,0	–	–	–		44703	44717
8,0	19,0	63,0	8,0	0,3	–	–	•	–	44846
8,0	19,0	63,0	8,0	0,5	–	–	•	–	44847
8,0	19,0	63,0	8,0	1,0	–	–	•	–	44848
8,0	19,0	63,0	8,0	1,5	–	–	•	–	44849
8,0	32,0	75,0	8,0	–	–	–	•	–	44895
8,0	32,0	75,0	8,0	0,5	–	–	•	–	44850
8,0	32,0	75,0	8,0	1,0	–	–	•	–	44851
8,0	32,0	75,0	8,0	1,5	–	–	•	–	44852
8,0	32,0	75,0	8,0	2,0	–	–	•	–	44853
10,0	22,0	72,0	10,0	–	–	–		44705	44719
10,0	22,0	72,0	10,0	0,3	–	–	•	–	44854
10,0	22,0	72,0	10,0	0,5	–	–	•	–	44855
10,0	22,0	72,0	10,0	1,0	–	–	•	–	44856
10,0	22,0	72,0	10,0	1,5	–	–	•	–	44857
10,0	40,0	100,0	10,0	–	–	–	•	–	44896
10,0	40,0	100,0	10,0	0,5	–	–	•	–	44858

continued on next page

- Circular land allows for increased control at various speed and feed rates and reduces chatter
- Symmetrical end gashing for excellent balance at high speeds and aggressive plunging capability
- Open fluting for deep slotting and profiling
- Polished flutes maximize chip evacuation and provides enhanced finish
- Enhanced corner geometry with tight tolerance corner radii
- Recommended for materials ≤ 150 Bhn (≤ 7 HRc)

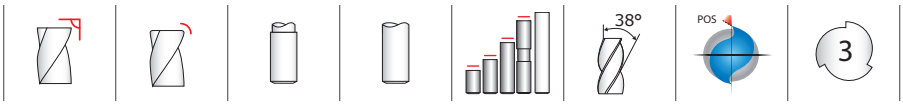

43M • 43MCR

METRIC SERIES

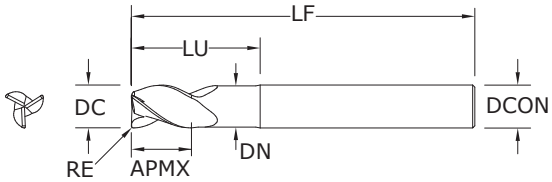

CONTINUED

mm								EDP NO.	
CUTTING DIAMETER DC	LENGTH OF CUT APMX	OVERALL LENGTH LF	SHANK DIAMETER DCON	CORNER RADIUS RE	REACH LU	NECK DIAMETER DN	POLISHED FLUTE	UNCOATED	Ti-NAMITE-B (TiB_2)
10,0	40,0	100,0	10,0	1,0	–	–	•	–	44859
10,0	40,0	100,0	10,0	1,5	–	–	•	–	44860
10,0	40,0	100,0	10,0	2,0	–	–	•	–	44861
12,0	26,0	83,0	12,0	–	–	–		44708	44722
12,0	26,0	83,0	12,0	1,5	–	–		44814	44733
12,0	26,0	83,0	12,0	2,0	–	–		44815	44826
12,0	26,0	83,0	12,0	2,5	–	–		44816	44827
12,0	26,0	83,0	12,0	3,0	–	–		44817	44734
12,0	48,0	100,0	12,0	–	–	–	•	–	44897
12,0	48,0	100,0	12,0	0,5	–	–	•	–	44862
12,0	48,0	100,0	12,0	1,0	–	–	•	–	44863
12,0	48,0	100,0	12,0	1,5	–	–	•	–	44864
12,0	48,0	100,0	12,0	2,0	–	–	•	–	44865
12,0	48,0	100,0	12,0	2,5	–	–	•	–	44866
12,0	48,0	100,0	12,0	3,0	–	–	•	–	44867
14,0	30,0	89,0	14,0	–	–	–	•	–	44898
14,0	30,0	89,0	14,0	1,0	–	–	•	–	44868
14,0	30,0	89,0	14,0	2,0	–	–	•	–	44869
14,0	30,0	89,0	14,0	3,0	–	–	•	–	44870
14,0	18,0	125,0	14,0	–	45,0	13,49	•	–	44899
16,0	32,0	92,0	16,0	–	–	–		44711	44725
16,0	32,0	92,0	16,0	1,5	–	–		44818	44735
16,0	32,0	92,0	16,0	2,0	–	–		44819	44828
16,0	32,0	92,0	16,0	2,5	–	–		44820	44829
16,0	32,0	92,0	16,0	3,0	–	–		44821	44736
16,0	32,0	92,0	16,0	4,0	–	–	•	–	44871
16,0	64,0	125,0	16,0	–	–	–	•	–	44900
16,0	64,0	125,0	16,0	0,5	–	–	•	–	44872
16,0	64,0	125,0	16,0	1,0	–	–	•	–	44873
16,0	64,0	125,0	16,0	1,5	–	–	•	–	44874
16,0	64,0	125,0	16,0	2,0	–	–	•	–	44875
16,0	64,0	125,0	16,0	2,5	–	–	•	–	44876

continued on next page

TOLERANCES (mm)

6 DIAMETER
DC = +0,000/–0,008
DCON = h_6
RE = +0,000/–0,050

>6–10 DIAMETER
DC = +0,000/–0,009
DCON = h_6
RE = +0,000/–0,050

>10–18 DIAMETER
DC = +0,000/–0,011
DCON = h_6
RE = +0,000/–0,050

>18–20 DIAMETER
DC = +0,000/–0,013
DCON = h_6
RE = +0,000/–0,050

NON-FERROUS

PLASTICS/COMPOSITES

For patent information visit www.ksptpatents.com

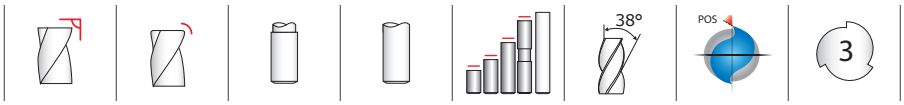

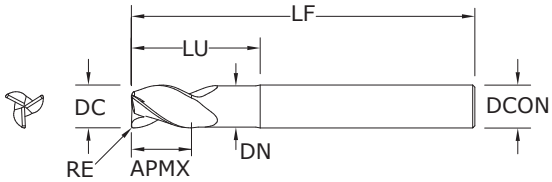

43M • 43MCR

METRIC SERIES

CONTINUED

mm								EDP NO.	
CUTTING DIAMETER DC	LENGTH OF CUT APMX	OVERALL LENGTH LF	SHANK DIAMETER DCON	CORNER RADIUS RE	REACH LU	NECK DIAMETER DN	POLISHED FLUTE	UNCOATED	Ti-NAMITE-B (TiB_2)
16,0	64,0	125,0	16,0	3,0	–	–	•	–	44877
16,0	64,0	125,0	16,0	4,0	–	–	•	–	44878
20,0	38,0	104,0	20,0	–	–	–		44714	44728
20,0	38,0	104,0	20,0	2,0	–	–		44822	44830
20,0	38,0	104,0	20,0	2,5	–	–		44823	44831
20,0	38,0	104,0	20,0	3,0	–	–		44824	44737
20,0	38,0	104,0	20,0	4,0	–	–	•	–	44879
20,0	80,0	150,0	20,0	–	–	–	•	–	44901
20,0	80,0	150,0	20,0	0,5	–	–	•	–	44880
20,0	80,0	150,0	20,0	1,0	–	–	•	–	44881
20,0	80,0	150,0	20,0	1,5	–	–	•	–	44882
20,0	80,0	150,0	20,0	2,0	–	–	•	–	44883
20,0	80,0	150,0	20,0	2,5	–	–	•	–	44884
20,0	80,0	150,0	20,0	3,0	–	–	•	–	44885
20,0	80,0	150,0	20,0	4,0	–	–	•	–	44886
25,0	50,0	125,0	25,0	–	–	–		–	44731



43ML • 43MLC

METRIC SERIES

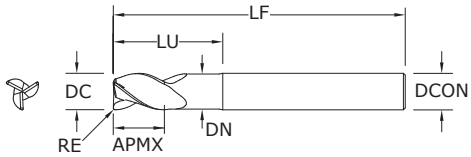

- Circular land allows for increased control at various speed and feed rates and reduces chatter
- Symmetrical end gashing for excellent balance at high speeds and aggressive plunging capability
- Open fluting for deep slotting and profiling
- Polished flutes maximize chip evacuation and provides enhanced finish
- Necked design with blended diameter transitions provide clearance to reach
- Enhanced corner geometry with tight tolerance corner radii
- Recommended for materials ≤ 150 Bhn (≤ 7 HRc)

mm								EDP NO.	
CUTTING DIAMETER DC	LENGTH OF CUT APMX	OVERALL LENGTH LF	SHANK DIAMETER DCON	REACH LU	NECK DIAMETER DN	CORNER RADIUS RE	POLISHED FLUTE	UNCOATED	Ti-NAMITE-B (TiB_2)
6,0	10,0	63,0	6,0	20,0	5,49	0,5		44769	44789
6,0	10,0	63,0	6,0	20,0	5,49	1,0		44770	44790
6,0	10,0	75,0	6,0	20,0	5,49	–		–	42706
6,0	13,0	72,0	6,0	30,0	5,49	0,5		44771	44791
6,0	13,0	72,0	6,0	30,0	5,49	1,0		44772	44792
8,0	12,0	75,0	8,0	25,0	7,49	–		–	44792
8,0	12,0	75,0	8,0	25,0	7,49	–		–	42707
8,0	12,0	75,0	8,0	25,0	7,49	0,3		44773	44793
8,0	12,0	75,0	8,0	25,0	7,49	0,5		44774	44794
8,0	12,0	75,0	8,0	25,0	7,49	0,8	•	–	44950
8,0	12,0	75,0	8,0	25,0	7,49	1,0		44775	44795
8,0	12,0	75,0	8,0	25,0	7,49	1,2	•	–	44951
8,0	12,0	75,0	8,0	25,0	7,49	1,5		44776	44796
8,0	12,0	75,0	8,0	25,0	7,49	1,6	•	–	44952
10,0	14,0	100,0	10,0	35,0	9,48	–		–	42708
10,0	14,0	100,0	10,0	35,0	9,48	0,3		44777	44797
10,0	14,0	100,0	10,0	35,0	9,48	0,5		44778	44798
10,0	14,0	100,0	10,0	35,0	9,48	1,0		44779	44799
10,0	14,0	100,0	10,0	35,0	9,48	1,5		44780	44800
10,0	14,0	100,0	10,0	35,0	9,50	0,8	•	–	44953
10,0	14,0	100,0	10,0	35,0	9,50	1,2	•	–	44954
10,0	14,0	100,0	10,0	35,0	9,50	1,6	•	–	44955
10,0	14,0	100,0	10,0	35,0	9,50	2,4	•	–	44956
12,0	16,0	100,0	12,0	40,0	11,48	–		–	42709
12,0	16,0	100,0	12,0	40,0	11,48	0,5		44781	44801
12,0	16,0	100,0	12,0	40,0	11,48	0,8	•	–	44957
12,0	16,0	100,0	12,0	40,0	11,48	1,0		44782	44802
12,0	16,0	100,0	12,0	40,0	11,48	1,2	•	–	44958
12,0	16,0	100,0	12,0	40,0	11,48	1,5		44783	44803
12,0	16,0	100,0	12,0	40,0	11,48	1,6	•	–	44959
12,0	16,0	100,0	12,0	40,0	11,48	2,0		44784	44804
12,0	16,0	100,0	12,0	40,0	11,48	2,4	•	–	44960
12,0	16,0	100,0	12,0	40,0	11,48	2,5		44832	44839
12,0	16,0	100,0	12,0	40,0	11,48	3,0		44833	44738

continued on next page

TOLERANCES (mm)

6 DIAMETER
DC = +0,000/–0,008
DCON = h_6

>6–10 DIAMETER
DC = +0,000/–0,009
DCON = h_6
RE = +0,000/–0,050

>10–18 DIAMETER
DC = +0,000/–0,011
DCON = h_6
RE = +0,000/–0,050

>18–20 DIAMETER
DC = +0,000/–0,013
DCON = h_6
RE = +0,000/–0,050

NON-FERROUS

PLASTICS/COMPOSITES

For patent information visit www.ksptpatents.com

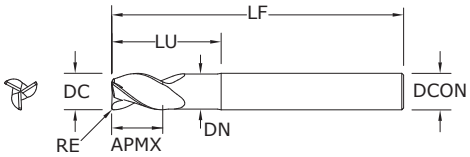

43ML • 43MLC

METRIC SERIES

CONTINUED

mm								EDP NO.	
CUTTING DIAMETER DC	LENGTH OF CUT APMX	OVERALL LENGTH LF	SHANK DIAMETER DCON	REACH LU	NECK DIAMETER DN	CORNER RADIUS RE	POLISHED FLUTE	UNCOATED	Ti-NAMITE-B (TiB_2)
12,0	16,0	100,0	12,0	40,0	11,48	4,0		44834	44741
14,0	18,0	125,0	14,0	45,0	13,49	1,0	•	–	44961
14,0	18,0	125,0	14,0	45,0	13,49	2,0	•	–	44962
14,0	18,0	125,0	14,0	45,0	13,49	3,0	•	–	44963
14,0	18,0	125,0	14,0	45,0	13,49	4,0	•	–	44964
16,0	20,0	125,0	16,0	50,0	15,47	–		–	42710
16,0	20,0	125,0	16,0	50,0	15,47	2,0		44785	44805
16,0	20,0	125,0	16,0	50,0	15,47	2,5		44835	44840
16,0	20,0	125,0	16,0	50,0	15,47	3,0		44836	44739
16,0	20,0	125,0	16,0	50,0	15,47	4,0		44786	44806
16,0	20,0	125,0	16,0	50,0	15,49	0,8	•	–	44965
16,0	20,0	125,0	16,0	50,0	15,49	1,2	•	–	44966
16,0	20,0	125,0	16,0	50,0	15,49	1,6	•	–	44967
16,0	20,0	125,0	16,0	50,0	15,49	2,4	•	–	44968
16,0	20,0	125,0	16,0	50,0	15,49	3,2	•	–	44969
20,0	25,0	150,0	20,0	65,0	19,46	–		–	42711
20,0	25,0	150,0	20,0	65,0	19,46	2,0		44787	44807
20,0	25,0	150,0	20,0	65,0	19,46	2,4	•	–	44973
20,0	25,0	150,0	20,0	65,0	19,46	2,5		44837	44841
20,0	25,0	150,0	20,0	65,0	19,46	3,0		44838	44740
20,0	25,0	150,0	20,0	65,0	19,46	4,0		44788	44808
20,0	25,0	150,0	20,0	65,0	19,48	0,8	•	–	44970
20,0	25,0	150,0	20,0	65,0	19,48	1,2	•	–	44971
20,0	25,0	150,0	20,0	65,0	19,48	1,6	•	–	44972
20,0	25,0	150,0	20,0	65,0	19,48	3,2	•	–	44974

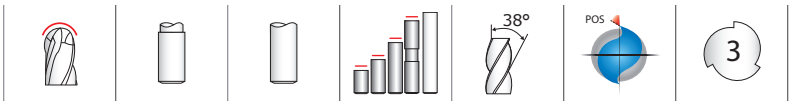

43MB
METRIC SERIES

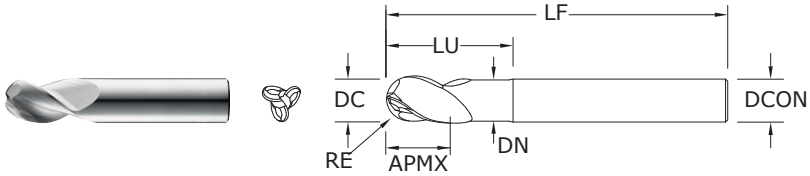

- Circular land allows for increased control at various speed and feed rates and reduces chatter
- Open fluting for deep slotting and profiling
- Polished flutes maximize chip evacuation and provides enhanced finish
- Ball nose design ideal for finishing operations in complex workpieces
- Recommended for materials ≤ 150 Bhn (≤ 7 HRc)

mm							EDP NO.
CUTTING DIAMETER DC	LENGTH OF CUT APMX	OVERALL LENGTH LF	SHANK DIAMETER DCON	REACH LU	NECK DIAMETER DN	POLISHED FLUTE	Ti-NAMITE-B (TiB_2)
3,0	4,5	57,0	6,0	–	–	•	44916
3,0	6,0	57,0	6,0	10,0	2,74	•	44917
3,0	9,0	57,0	6,0	16,0	2,74	•	44918
4,0	6,0	57,0	6,0	–	–	•	44919
4,0	8,0	57,0	6,0	13,0	3,73	•	44920
4,0	12,0	57,0	6,0	21,0	3,73	•	44921
5,0	7,5	57,0	6,0	–	–	•	44922
5,0	10,0	63,0	6,0	16,0	4,50	•	44923
5,0	15,0	63,0	6,0	26,0	4,50	•	44924
6,0	9,0	57,0	6,0	–	–	•	44925
6,0	12,0	63,0	6,0	19,0	5,49	•	44926
6,0	18,0	75,0	6,0	31,0	5,49	•	44927
8,0	12,0	63,0	8,0	–	–	•	44928
8,0	16,0	75,0	8,0	25,0	7,49	•	44929
8,0	24,0	83,0	8,0	41,0	7,49	•	44930
10,0	15,0	75,0	10,0	–	–	•	44931
10,0	20,0	83,0	10,0	31,0	9,50	•	44932
10,0	30,0	100,0	10,0	51,0	9,50	•	44933
12,0	18,0	83,0	12,0	–	–	•	44934
12,0	24,0	100,0	12,0	37,0	11,48	•	44935
12,0	36,0	130,0	12,0	61,0	11,48	•	44936
16,0	24,0	100,0	16,0	–	–	•	44937
16,0	32,0	130,0	16,0	49,0	15,49	•	44938
16,0	48,0	150,0	16,0	81,0	15,49	•	44939
20,0	30,0	108,0	20,0	–	–	•	44940
20,0	40,0	130,0	20,0	61,0	19,48	•	44941
20,0	60,0	150,0	20,0	101,0	19,48	•	44942
25,0	37,5	127,0	25,0	–	–	•	44943
25,0	50,0	152,0	25,0	76,0	24,49	•	44944
25,0	75,0	170,0	25,0	126,0	24,49	•	44945

RE = 1/2 Cutting Diameter (DC)

TOLERANCES (mm)

3 DIAMETER
DC = +0,000/–0,006
DCON = h_6
RE = +0,0127/–0,0127

>3–6 DIAMETER
DC = +0,000/–0,008
DCON = h_6
RE = +0,0127/–0,0127

>6–10 DIAMETER
DC = +0,000/–0,009
DCON = h_6
RE = +0,0127/–0,0127

>10–18 DIAMETER
DC = +0,000/–0,011
DCON = h_6
RE = +0,0127/–0,0127

>18–25 DIAMETER
DC = +0,000/–0,013
DCON = h_6
RE = +0,0127/–0,0127

NON-FERROUS
PLASTICS/COMPOSITES

For patent information visit www.ksptpatents.com

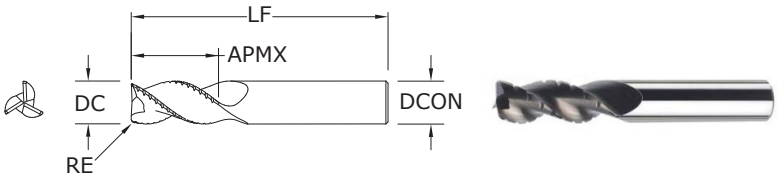

43MCB
METRIC SERIES

TOLERANCES (mm)

>6–10 DIAMETER
DC = +0,000/–0,009
DCON = h_6
RE = +0,000/–0,050

>10–18 DIAMETER
DC = +0,000/–0,011
DCON = h_6
RE = +0,000/–0,050

>18–20 DIAMETER
DC = +0,000/–0,013
DCON = h_6
RE = +0,000/–0,050

NON-FERROUS

PLASTICS/COMPOSITES

For patent information visit www.ksptpatents.com

mm					EDP NO.	
CUTTING DIAMETER DC	LENGTH OF CUT APMX	OVERALL LENGTH LF	SHANK DIAMETER DCON	CORNER RADIUS RE	UNCOATED	Ti-NAMITE-B (TiB_2)
6,0	19,0	63,0	6,0	0,5	44298	44299
8,0	19,0	63,0	8,0	0,3	44300	44305
10,0	22,0	72,0	10,0	0,3	44301	44306
12,0	26,0	83,0	12,0	1,0	44302	44307
16,0	32,0	92,0	16,0	1,0	44303	44308
20,0	38,0	104,0	20,0	1,0	44304	44309

- Circular land allows for increased control at various speed and feed rates and reduces chatter
- Symmetrical end gashing for excellent balance at high speeds and aggressive plunging capability
- Chip breakers reduce machine loads up to 15% for increased roughing feed rate capability
- Open fluting for deep slotting and profiling
- Recommended for materials ≤ 150 Bhn (≤ 7 HRc)

S-Carb®

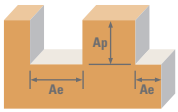

	Series 43M, 43MB, 43MCR, 43ML, 43MLC, 43MCB Metric	Hardness		Ae x DC	Ap x DC	Vc (m/min)		DC • mm 3	6	10	12	16	20	25
N	ALUMINUM ALLOYS 2024, 5052, 5086, 6061, 6073, 7075	≤ 150 Bhn or ≤ 7 HRc	Slot	1	≤ 1	490	RPM	52022	26011	15607	13005	9754	7803	6243
						(392-588)	Fz	0.022	0.060	0.120	0.144	0.166	0.187	0.213
							Feed (mm/min)	3371	4682	5618	5618	4869	4370	3980
			Profile	≤ 0.5	≤ 1.5	610	RPM	64762	32381	19429	16190	12143	9714	7771
						(488-732)	Fz	0.022	0.060	0.120	0.144	0.166	0.187	0.213
							Feed (mm/min)	4196	5828	6994	6994	6061	5440	4955
			HSM	≤ 0.05	≤ 2	1005	RPM	106698	53349	32009	26674	20006	16005	12804
						(804-1206)	Fz	0.050	0.132	0.280	0.336	0.384	0.440	0.488
							Feed (mm/min)	16131	21124	26888	26885	23046	21126	18726
	ALUMINUM DIE CAST ALLOYS (HIGH SILICONE) A-390, A-392, B- 390	≤ 125 Bhn or ≤ 77 HRb	Slot	1	≤ 1	185	RPM	19641	9820	5892	4910	3683	2946	2357
						(148-222)	Fz	0.022	0.060	0.120	0.144	0.166	0.187	0.213
							Feed (mm/min)	1273	1768	2121	2121	1838	1650	1503
			Profile	≤ 0.5	≤ 1.5	230	RPM	24418	12209	7326	6105	4578	3663	2930
						(184-276)	Fz	0.022	0.060	0.120	0.144	0.166	0.187	0.213
							Feed (mm/min)	1582	2197	2637	2637	2285	2051	1868
			HSM	≤ 0.05	≤ 2	380	RPM	40343	20172	12103	10086	7564	6052	4841
						(304-456)	Fz	0.050	0.132	0.280	0.336	0.384	0.440	0.488
							Feed (mm/min)	6099	7987	10166	10166	8714	7988	7081
	COPPER ALLOYS Aluminum Bronze Brass Naval Brass Red Brass	≤ 140 Bhn or ≤ 3 HRc	Slot	1	≤ 1	265	RPM	28134	14067	8440	7034	5275	4220	3376
						(212-318)	Fz	0.019	0.048	0.107	0.120	0.141	0.160	0.175
							Feed (mm/min)	1620	2025	2701	2532	2228	2026	1773
			Profile	≤ 0.5	≤ 1.5	330	RPM	35035	17518	10511	8759	6569	5255	4204
						(264-396)	Fz	0.019	0.048	0.107	0.120	0.141	0.160	0.175
							Feed (mm/min)	2018	2522	3363	3153	2775	2523	2207
			HSM	≤ 0.05	≤ 2	545	RPM	57861	28930	17358	14465	10849	8679	6943
						(436-654)	Fz	0.041	0.108	0.227	0.276	0.320	0.373	0.400
							Feed (mm/min)	7082	9373	11804	11976	10415	9721	8332
	COPPER ALLOYS Beryllium Copper C110, Manganese Bronze, Tin Bronze	≤ 200 Bhn or ≤ 23 HRc	Slot	1	≤ 1	105	RPM	11148	5574	3344	2787	2090	1672	1338
						(84-126)	Fz	0.019	0.048	0.107	0.120	0.141	0.160	0.175
							Feed (mm/min)	642	803	1070	1003	883	803	702
			Profile	≤ 0.5	≤ 1.5	130	RPM	13802	6901	4141	3450	2588	2070	1656
						(104-156)	Fz	0.019	0.048	0.107	0.120	0.141	0.160	0.175
							Feed (mm/min)	795	994	1325	1242	1093	994	870
			HSM	≤ 0.05	≤ 2	215	RPM	22826	11413	6848	5706	4280	3424	2739
						(172-258)	Fz	0.041	0.108	0.227	0.276	0.320	0.373	0.400
							Feed (mm/min)	2794	3697	4656	4725	4109	3835	3287
	PLASTICS ABS, Polycarbonate, PVC, Polypropylene		Slot	1	≤ 1	490	RPM	52022	26011	15607	13005	9754	7803	6243
						(392-588)	Fz	0.036	0.096	0.200	0.240	0.282	0.320	0.350
							Feed (mm/min)	5618	7490	9364	9363	8240	7491	6555
			Profile	≤ 0.5	≤ 1.5	610	RPM	64762	32381	19429	16190	12143	9714	7771
						(488-732)	Fz	0.036	0.096	0.200	0.240	0.282	0.320	0.350
							Feed (mm/min)	6994	9325	11657	11656	10258	9326	8160
			HSM	≤ 0.05	≤ 2	1005	RPM	106698	53349	32009	26674	20006	16005	12804
						(804-1206)	Fz	0.082	0.216	0.453	0.552	0.640	0.733	0.800
							Feed (mm/min)	26117	34567	43532	44169	38410	35210	30730

Bhn (Brinell) HRc (Rockwell C) HRb (Rockwell B) HSM (High Speed Machining)
rpm = (Vc x 1000) / (DC x 3.14)
mm/min = Fz x 3 x rpm
reduce speed and feed for materials harder than listed
reduce cut depth and feed by 50% for long flute and long reach tools
reduce feed and Ae when finish milling (.02 x DC maximum)
refer to the SGS Tool Wizard® for complete technical information (www.kyocera-sgstool.com)

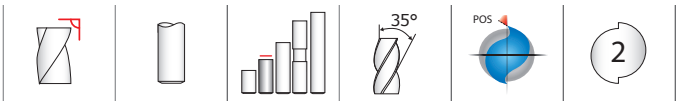

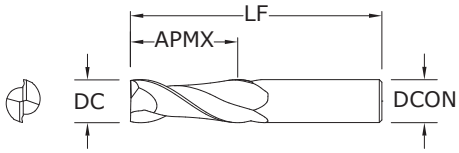

47
FRACTIONAL SERIES

TOLERANCES (inch)

1/8–3/16 DIAMETER
DC = +0.0000/–0.00032
DCON = h_6

1/4–3/8 DIAMETER
DC = +0.0000/–0.00035
DCON = h_6

1/2–5/8 DIAMETER
DC = +0.0000/–0.00043
DCON = h_6

3/4–1 DIAMETER
DC = +0.0000/–0.00051
DCON = h_6

NON-FERROUS

PLASTICS/COMPOSITES

For patent information visit www.ksptpatents.com

inch				EDP NO.	
CUTTING DIAMETER DC	LENGTH OF CUT APMX	OVERALL LENGTH LF	SHANK DIAMETER DCON	UNCOATED	Ti-NAMITE-B (TiB_2)
1/8	3/8	1-1/2	1/8	34620	34660
3/16	9/16	2	3/16	34621	34661
1/4	3/4	2-1/2	1/4	34622	34662
5/16	13/16	2-1/2	5/16	34623	34663
3/8	1	2-1/2	3/8	34624	34664
1/2	1-1/4	3-1/4	1/2	34625	34665
5/8	1-5/8	3-3/4	5/8	34626	34666
3/4	1-5/8	4	3/4	34627	34667
1	2	4-1/2	1	34628	34668

- Circular land reduces edge aggressiveness for varied speed and feed rates
- 2 Flutes effectively manage the large size and volume of chips produced during the aggressive machining process
- Excellent balance at high speeds and aggressive plunging capability
- Recommended for materials ≤ 150 Bhn (≤ 7 HRc)

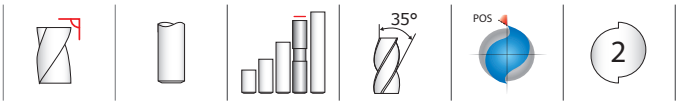

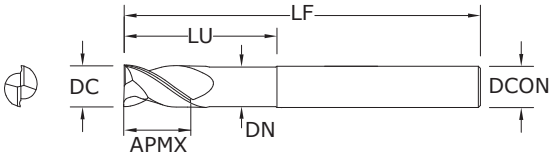

47L
FRACTIONAL SERIES

TOLERANCES (inch)

1/4–3/8 DIAMETER
DC = +0.0000/–0.00035
DCON = h_6

1/2–5/8 DIAMETER
DC = +0.0000/–0.00043
DCON = h_6

3/4–1 DIAMETER
DC = +0.0000/–0.00051
DCON = h_6

NON-FERROUS

PLASTICS/COMPOSITES

For patent information visit www.ksptpatents.com

inch						EDP NO.	
CUTTING DIAMETER DC	LENGTH OF CUT APMX	OVERALL LENGTH LF	SHANK DIAMETER DCON	REACH LU	NECK DIAMETER DN	UNCOATED	Ti-NAMITE-B (TiB_2)
1/4	3/8	4	1/4	2-1/8	.235	34640	34678
3/8	1/2	4	3/8	2-1/8	.360	34641	34679
1/2	5/8	6	1/2	2-1/8	.485	34642	34680
1/2	5/8	6	1/2	3-3/8	.485	34643	34681
5/8	3/4	6	5/8	2-3/8	.610	34644	34682
5/8	3/4	6	5/8	3-3/8	.610	34645	34683
3/4	1	6	3/4	2-1/2	.735	34646	34684
3/4	1	6	3/4	3-3/8	.735	34647	34685

- Circular land reduces edge aggressiveness for varied speed and feed rates
- 2 Flutes effectively manage the large size and volume of chips produced during the aggressive machining process
- Excellent balance at high speeds and aggressive plunging capability
- Necked design with blended diameter transitions provide clearance to reach
- Recommended for materials ≤ 150 Bhn (≤ 7 HRc)

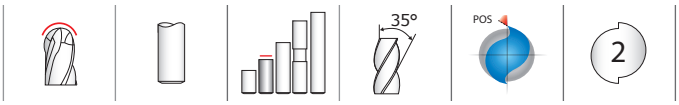

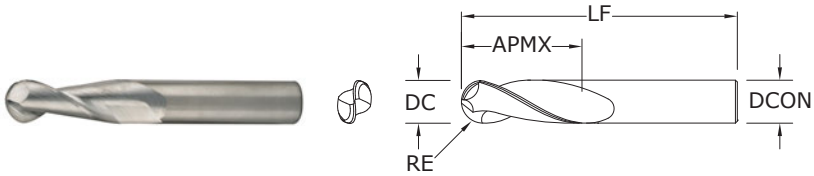

47B
FRACTIONAL SERIES

- Circular land reduces edge aggressiveness for varied speed and feed rates
- 2 Flutes effectively manage the large size and volume of chips produced during the aggressive machining process
- Excellent balance at high speeds and aggressive plunging capability
- Ball nose design ideal for finishing operations in complex workpieces
- Recommended for materials ≤ 150 Bhn (≤ 7 HRc)

inch				EDP NO.	
CUTTING DIAMETER DC	LENGTH OF CUT APMX	OVERALL LENGTH LF	SHANK DIAMETER DCON	UNCOATED	Ti-NAMITE-B (TiB_2)
1/8	3/8	1-1/2	1/8	34630	34669
3/16	9/16	2	3/16	34631	34670
1/4	3/4	2-1/2	1/4	34632	34671
5/16	13/16	2-1/2	5/16	34633	34672
3/8	1	2-1/2	3/8	34634	34673
1/2	1-1/4	3-1/4	1/2	34635	34674
5/8	1-5/8	3-3/4	5/8	34636	34675
3/4	1-5/8	4	3/4	34637	34676
1	2	4-1/2	1	34638	34677

RE = 1/2 Cutting Diameter (DC)

TOLERANCES (inch)

1/8–3/16 DIAMETER
DC = +0.0000/–0.00032
DCON = h_6
RE = +.0005/–.0005

1/4–3/8 DIAMETER
DC = +0.0000/–0.00035
DCON = h_6
RE = +.0005/–.0005

1/2–5/8 DIAMETER
DC = +0.0000/–0.00043
DCON = h_6
RE = +.0005/–.0005

3/4–1 DIAMETER
DC = +0.0000/–0.00051
DCON = h_6
RE = +.0005/–.0005

NON-FERROUS
PLASTICS/COMPOSITES

For patent information visit www.ksptpatents.com

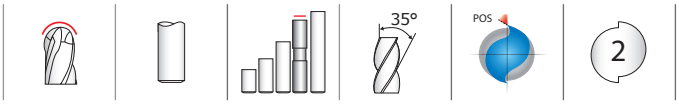

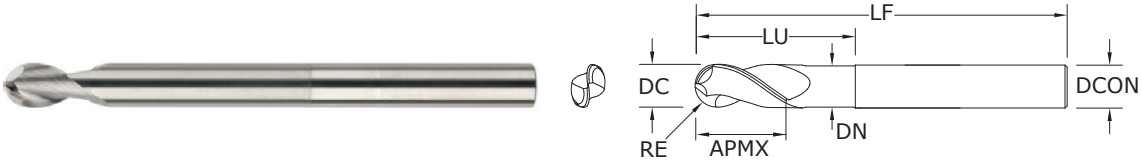

47LB
FRACTIONAL SERIES

- Circular land reduces edge aggressiveness for varied speed and feed rates
- 2 Flutes effectively manage the large size and volume of chips produced during the aggressive machining process
- Excellent balance at high speeds and aggressive plunging capability
- Necked design with blended diameter transitions provide clearance to reach
- Ball nose design ideal for finishing operations in complex workpieces
- Recommended for materials ≤ 150 Bhn (≤ 7 HRc)

inch						EDP NO.	
CUTTING DIAMETER DC	LENGTH OF CUT APMX	OVERALL LENGTH LF	SHANK DIAMETER DCON	REACH LU	NECK DIAMETER DN	UNCOATED	Ti-NAMITE-B (TiB_2)
1/4	3/8	4	1/4	2-1/8	.235	34650	34686
3/8	1/2	4	3/8	2-1/8	.360	34651	34687
1/2	5/8	6	1/2	2-1/8	.485	34652	34688
1/2	5/8	6	1/2	3-3/8	.485	34653	34689
5/8	3/4	6	5/8	2-3/8	.610	34655	34691
5/8	3/4	6	5/8	3-3/8	.610	34654	34690
3/4	1	6	3/4	2-1/2	.735	34656	34693
3/4	1	6	3/4	3-3/8	.735	34657	34692

RE = 1/2 Cutting Diameter (DC)

TOLERANCES (inch)

1/4–3/8 DIAMETER
DC = +0.0000/–0.00035
DCON = h_6
RE = +.0005/–.0005

1/2–5/8 DIAMETER
DC = +0.0000/–0.00043
DCON = h_6
RE = +.0005/–.0005

3/4–1 DIAMETER
DC = +0.0000/–0.00051
DCON = h_6
RE = +.0005/–.0005

NON-FERROUS
PLASTICS/COMPOSITES

For patent information visit www.ksptpatents.com

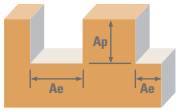

	Series 47, 47B, 47L, 47LB Fractional	Hardness		Ae x DC	Ap x DC	Vc (sfm)		DC • in 1/8	1/4	3/8	1/2	5/8	3/4	1
N	ALUMINUM ALLOYS 2024, 5052, 5086, 6061, 6073, 7075	≤ 150 Bhn or ≤ 7 HRc	Slot	1	≤ 1	1600	RPM	48896	24448	16299	12224	9779	8149	6112
						(1280-1920)	Fz	0.0009	0.0025	0.0045	0.0060	0.0065	0.0070	0.0085
							Feed (ipm)	88	122	147	147	127	114	104
			Profile	≤ 0.5	≤ 1.5	2000	RPM	61120	30560	20373	15280	12224	10187	7640
						(1600-2400)	Fz	0.0009	0.0025	0.0045	0.0060	0.0065	0.0070	0.0085
							Feed (ipm)	110	153	183	183	159	143	130
			HSM	≤ 0.05	≤ 2	3300	RPM	100848	50424	33616	25212	20170	16808	12606
						(2640-3960)	Fz	0.0021	0.0055	0.0105	0.0140	0.0150	0.0165	0.0195
							Feed (ipm)	424	555	706	706	605	555	492
	ALUMINUM DIE CAST ALLOYS (HIGH SILICONE) A-390, A-392, B- 390	≤ 125 Bhn or ≤ 77 HRb	Slot	1	≤ 1	600	RPM	18336	9168	6112	4584	3667	3056	2292
						(480-720)	Fz	0.0009	0.0025	0.0045	0.0060	0.0065	0.0070	0.0085
							Feed (ipm)	33	46	55	55	48	43	39
			Profile	≤ 0.5	≤ 1.5	750	RPM	22920	11460	7640	5730	4584	3820	2865
						(600-900)	Fz	0.0009	0.0025	0.0045	0.0060	0.0065	0.0070	0.0085
							Feed (ipm)	41	57	69	69	60	53	49
			HSM	≤ 0.05	≤ 2	1240	RPM	37894	18947	12631	9474	7579	6316	4737
						(992-1488)	Fz	0.0021	0.0055	0.0105	0.0140	0.0150	0.0165	0.0195
							Feed (ipm)	159	208	265	265	227	208	185
	COPPER ALLOYS Aluminum Bronze Brass Naval Brass Red Brass	≤ 140 Bhn or ≤ 3 HRc	Slot	1	≤ 1	865	RPM	26434	13217	8811	6609	5287	4406	3304
						(692-1038)	Fz	0.0008	0.0020	0.0040	0.0050	0.0055	0.0060	0.0070
							Feed (ipm)	42	53	70	66	58	53	46
			Profile	≤ 0.5	≤ 1.5	1080	RPM	33005	16502	11002	8251	6601	5501	4126
						(864-1296)	Fz	0.0008	0.0020	0.0040	0.0050	0.0055	0.0060	0.0070
							Feed (ipm)	53	66	88	83	73	66	58
			HSM	≤ 0.05	≤ 2	1780	RPM	54397	27198	18132	13599	10879	9066	6800
						(1424-2136)	Fz	0.0017	0.0045	0.0085	0.0115	0.0125	0.0140	0.0160
							Feed (ipm)	185	245	308	313	272	254	218
N	COPPER ALLOYS Beryllium Copper C110, Manganese Bronze, Tin Bronze	≤ 200 Bhn or ≤ 23 HRc	Slot	1	≤ 1	345	RPM	10543	5272	3514	2636	2109	1757	1318
						(276-414)	Fz	0.0008	0.0020	0.0040	0.0050	0.0055	0.0060	0.0070
							Feed (ipm)	17	21	28	26	23	21	18
			Profile	≤ 0.5	≤ 1.5	430	RPM	13141	6570	4380	3285	2628	2190	1643
						(344-516)	Fz	0.0008	0.0020	0.0040	0.0050	0.0055	0.0060	0.0070
							Feed (ipm)	21	26	35	33	29	26	23
			HSM	≤ 0.05	≤ 2	710	RPM	21698	10849	7233	5424	4340	3616	2712
						(568-852)	Fz	0.0017	0.0045	0.0085	0.0115	0.0125	0.0140	0.0160
							Feed (ipm)	74	98	123	125	108	101	87
	PLASTICS ABS, Polycarbonate, PVC, Polypropylene		Slot	1	≤ 1	1600	RPM	48896	24448	16299	12224	9779	8149	6112
						(1280-1920)	Fz	0.0015	0.0040	0.0075	0.0100	0.0110	0.0120	0.0140
							Feed (ipm)	147	196	244	244	215	196	171
			Profile	≤ 0.5	≤ 1.5	2000	RPM	61120	30560	20373	15280	12224	10187	7640
						(1600-2400)	Fz	0.0015	0.0040	0.0075	0.0100	0.0110	0.0120	0.0140
							Feed (ipm)	183	244	306	306	269	244	214
			HSM	≤ 0.05	≤ 2	3300	RPM	100848	50424	33616	25212	20170	16808	12606
						(2640-3960)	Fz	0.0034	0.0090	0.0170	0.0230	0.0250	0.0275	0.0320
							Feed (ipm)	686	908	1143	1160	1008	924	807

Bhn (Brinell) HRc (Rockwell C) HRb (Rockwell B) HSM (High Speed Machining)
rpm = Vc x 3.82 / DC
ipm = Fz x 2 x rpm
reduce speed and feed for materials harder than listed
reduce cut depth and feed by 50% for long flute and long reach tools
reduce feed and Ae when finish milling (.02 x DC maximum)
refer to the SGS Tool Wizard® for complete technical information (www.kyocera-sgstool.com)

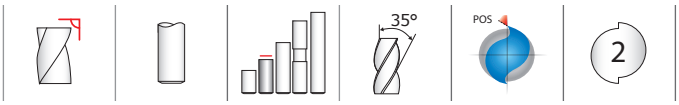

47M
METRIC SERIES

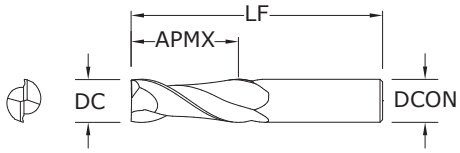

- Circular land reduces edge aggressiveness for varied speed and feed rates
- 2 Flutes effectively manage the large size and volume of chips produced during the aggressive machining process
- Excellent balance at high speeds and aggressive plunging capability
- Recommended for materials ≤ 150 Bhn (≤ 7 HRc)

mm				EDP NO.	
CUTTING DIAMETER DC	LENGTH OF CUT APMX	OVERALL LENGTH LF	SHANK DIAMETER DCON	UNCOATED	Ti-NAMITE-B (TiB_2)
3,0	8,0	38,0	3,0	44550	44587
4,0	11,0	50,0	4,0	44551	44588
5,0	13,0	50,0	5,0	44552	44589
6,0	13,0	57,0	6,0	44553	44590
8,0	19,0	63,0	8,0	44554	44591
10,0	22,0	72,0	10,0	44555	44592
12,0	26,0	83,0	12,0	44556	44593
14,0	26,0	83,0	14,0	44557	44594
16,0	32,0	92,0	16,0	44558	44595
20,0	38,0	104,0	20,0	44559	44596
25,0	38,0	104,0	25,0	44560	44597

TOLERANCES (mm)

3 DIAMETER
DC = +0,000/–0,006
DCON = h_6

>3–6 DIAMETER
DC = +0,000/–0,008
DCON = h_6

>6–10 DIAMETER
DC = +0,000/–0,009
DCON = h_6

>10–18 DIAMETER
DC = +0,000/–0,012
DCON = h_6

>18–25 DIAMETER
DC = +0,000/–0,013
DCON = h_6

NON-FERROUS

PLASTICS/COMPOSITES

For patent information visit www.ksptpatents.com

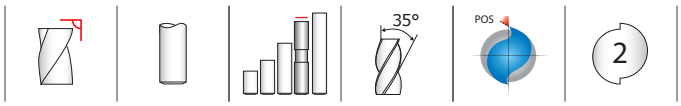

47ML
METRIC SERIES

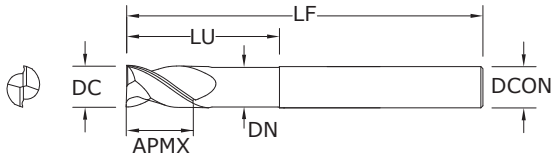

- Circular land reduces edge aggressiveness for varied speed and feed rates
- 2 Flutes effectively manage the large size and volume of chips produced during the aggressive machining process
- Excellent balance at high speeds and aggressive plunging capability
- Necked design with blended diameter transitions provide clearance to reach
- Recommended for materials ≤ 150 Bhn (≤ 7 HRc)

mm						EDP NO.	
CUTTING DIAMETER DC	LENGTH OF CUT APMX	OVERALL LENGTH LF	SHANK DIAMETER DCON	REACH LU	NECK DIAMETER DN	UNCOATED	Ti-NAMITE-B (TiB_2)
6,0	10,0	100,0	6,0	54,0	5,62	44561	44609
8,0	12,0	100,0	8,0	54,0	7,62	44562	44610
10,0	12,0	100,0	10,0	54,0	9,62	44563	44611
12,0	16,0	150,0	12,0	80,0	11,62	44564	44612
16,0	20,0	150,0	16,0	80,0	15,62	44565	44613
20,0	25,0	150,0	20,0	80,0	19,62	44566	44614

TOLERANCES (mm)

6 DIAMETER
DC = +0,000/–0,008
DCON = h_6

>6–10 DIAMETER
DC = +0,000/–0,009
DCON = h_6

>10–18 DIAMETER
DC = +0,000/–0,011
DCON = h_6

>18–20 DIAMETER
DC = +0,000/–0,013
DCON = h_6

NON-FERROUS

PLASTICS/COMPOSITES

For patent information visit www.ksptpatents.com

CARB
Solid Carbide End Mills for Aluminum

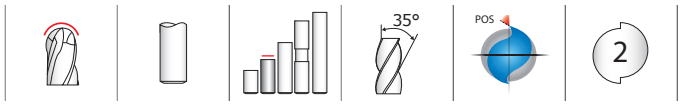

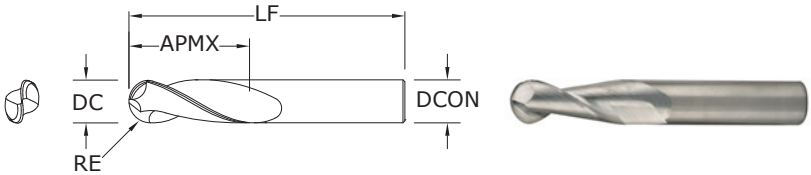

47MB
METRIC SERIES

TOLERANCES (mm)

3 DIAMETER
DC = +0,000/–0,006
DCON = h_6
RE = +0,0127/–0,0127

>3–6 DIAMETER
DC = +0,000/–0,008
DCON = h_6
RE = +0,0127/–0,0127

>6–10 DIAMETER
DC = +0,000/–0,009
DCON = h_6
RE = +0,0127/–0,0127

>10–18 DIAMETER
DC = +0,000/–0,012
DCON = h_6
RE = +0,0127/–0,0127

>18–25 DIAMETER
DC = +0,000/–0,013
DCON = h_6
RE = +0,0127/–0,0127

NON-FERROUS

PLASTICS/COMPOSITES

For patent information visit www.ksptpatents.com

mm				EDP NO.	
CUTTING DIAMETER DC	LENGTH OF CUT APMX	OVERALL LENGTH LF	SHANK DIAMETER DCON	UNCOATED	Ti-NAMITE-B (TiB_2)
3,0	8,0	38,0	3,0	44570	44598
4,0	11,0	50,0	4,0	44571	44599
5,0	13,0	50,0	5,0	44572	44600
6,0	13,0	57,0	6,0	44573	44601
8,0	19,0	63,0	8,0	44574	44602
10,0	22,0	72,0	10,0	44575	44603
12,0	26,0	83,0	12,0	44576	44604
14,0	26,0	83,0	14,0	44577	44605
16,0	32,0	92,0	16,0	44578	44606
20,0	37,3	104,0	20,0	44579	44607
25,0	38,0	104,0	25,0	44580	44608

RE = 1/2 Cutting Diameter (DC)

- Circular land reduces edge aggressiveness for varied speed and feed rates
- 2 Flutes effectively manage the large size and volume of chips produced during the aggressive machining process
- Excellent balance at high speeds and aggressive plunging capability
- Ball nose design ideal for finishing operations in complex workpieces
- Recommended for materials ≤ 150 Bhn (≤ 7 HRc)

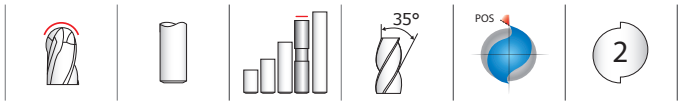

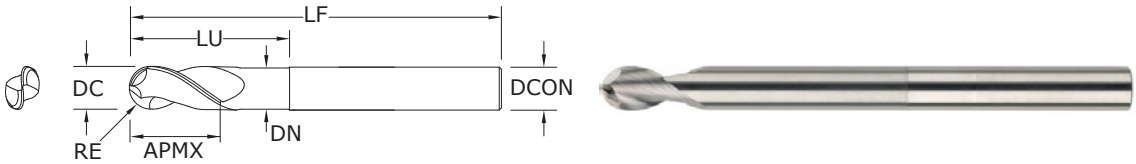

47MLB
METRIC SERIES

TOLERANCES (mm)

6 DIAMETER
DC = +0,000/–0,008
DCON = h_6
RE = +0,0127/–0,0127

>6–10 DIAMETER
DC = +0,000/–0,009
DCON = h_6
RE = +0,0127/–0,0127

>10–18 DIAMETER
DC = +0,000/–0,011
DCON = h_6
RE = +0,0127/–0,0127

>18–20 DIAMETER
DC = +0,000/–0,013
DCON = h_6
RE = +0,0127/–0,0127

NON-FERROUS

PLASTICS/COMPOSITES

For patent information visit www.ksptpatents.com

mm						EDP NO.	
CUTTING DIAMETER DC	LENGTH OF CUT APMX	OVERALL LENGTH LF	SHANK DIAMETER DCON	REACH LU	NECK DIAMETER DN	UNCOATED	Ti-NAMITE-B (TiB_2)
6,0	10,0	100,0	6,0	54,0	5,62	44581	44615
8,0	12,0	100,0	8,0	54,0	7,62	44582	44616
10,0	12,0	100,0	10,0	54,0	9,62	44583	44617
12,0	16,0	150,0	12,0	80,0	11,62	44584	44618
16,0	20,0	150,0	16,0	80,0	15,62	44585	44619
20,0	25,0	150,0	20,0	80,0	19,62	44586	44620

RE = 1/2 Cutting Diameter (DC)

- Circular land reduces edge aggressiveness for varied speed and feed rates
- 2 Flutes effectively manage the large size and volume of chips produced during the aggressive machining process
- Excellent balance at high speeds and aggressive plunging capability
- Necked design with blended diameter transitions provide clearance to reach
- Ball nose design ideal for finishing operations in complex workpieces
- Recommended for materials ≤ 150 Bhn (≤ 7 HRc)

S-Carb®

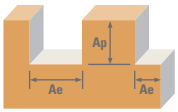

	Series 47M, 47MB, 47ML, 47MLB Metric	Hardness		Ae x DC	Ap x DC	Vc (m/min)		DC • mm 3	6	10	12	16	20	25
N	ALUMINUM ALLOYS 2024, 5052, 5086, 6061, 6073, 7075	≤ 150 Bhn or ≤ 7 HRc	Slot	1	≤ 1	490	RPM	52022	26011	15607	13005	9754	7803	6243
						(392-588)	Fz	0.022	0.060	0.120	0.144	0.166	0.187	0.213
							Feed (mm/min)	2247	3121	3746	3745	3246	2913	2653
			Profile	≤ 0.5	≤ 1.5	610	RPM	64762	32381	19429	16190	12143	9714	7771
						(488-732)	Fz	0.022	0.060	0.120	0.144	0.166	0.187	0.213
							Feed (mm/min)	2797	3885	4663	4662	4041	3627	3303
			HSM	≤ 0.05	≤ 2	1005	RPM	106698	53349	32009	26674	20006	16005	12804
						(804-1206)	Fz	0.050	0.132	0.280	0.336	0.384	0.440	0.488
							Feed (mm/min)	10754	14083	17925	17924	15364	14084	12484
	ALUMINUM DIE CAST ALLOYS (HIGH SILICONE) A-390, A-392, B- 390	≤ 125 Bhn or ≤ 77 HRb	Slot	1	≤ 1	185	RPM	19641	9820	5892	4910	3683	2946	2357
						(148-222)	Fz	0.022	0.060	0.120	0.144	0.166	0.187	0.213
							Feed (mm/min)	848	1178	1414	1414	1226	1100	1002
			Profile	≤ 0.5	≤ 1.5	230	RPM	24418	12209	7326	6105	4578	3663	2930
						(184-276)	Fz	0.022	0.060	0.120	0.144	0.166	0.187	0.213
							Feed (mm/min)	1055	1465	1758	1758	1524	1367	1245
			HSM	≤ 0.05	≤ 2	380	RPM	40343	20172	12103	10086	7564	6052	4841
						(304-456)	Fz	0.050	0.132	0.280	0.336	0.384	0.440	0.488
							Feed (mm/min)	4066	5325	6778	6777	5809	5325	4720
	COPPER ALLOYS Aluminum Bronze Brass Naval Brass Red Brass	≤ 140 Bhn or ≤ 3 HRc	Slot	1	≤ 1	265	RPM	28134	14067	8440	7034	5275	4220	3376
						(212-318)	Fz	0.019	0.048	0.107	0.120	0.141	0.160	0.175
							Feed (mm/min)	1080	1350	1801	1688	1485	1350	1182
			Profile	≤ 0.5	≤ 1.5	330	RPM	35035	17518	10511	8759	6569	5255	4204
						(264-396)	Fz	0.019	0.048	0.107	0.120	0.141	0.160	0.175
							Feed (mm/min)	1345	1682	2242	2102	1850	1682	1472
			HSM	≤ 0.05	≤ 2	545	RPM	57861	28930	17358	14465	10849	8679	6943
						(436-654)	Fz	0.041	0.108	0.227	0.276	0.320	0.373	0.400
							Feed (mm/min)	4721	6248	7869	7984	6943	6480	5555
	COPPER ALLOYS Beryllium Copper C110, Manganese Bronze, Tin Bronze	≤ 200 Bhn or ≤ 23 HRc	Slot	1	≤ 1	105	RPM	11148	5574	3344	2787	2090	1672	1338
						(84-126)	Fz	0.019	0.048	0.107	0.120	0.141	0.160	0.175
							Feed (mm/min)	428	535	713	669	589	535	468
			Profile	≤ 0.5	≤ 1.5	130	RPM	13802	6901	4141	3450	2588	2070	1656
						(104-156)	Fz	0.019	0.048	0.107	0.120	0.141	0.160	0.175
							Feed (mm/min)	530	662	883	828	729	662	580
			HSM	≤ 0.05	≤ 2	215	RPM	22826	11413	6848	5706	4280	3424	2739
						(172-258)	Fz	0.041	0.108	0.227	0.276	0.320	0.373	0.400
							Feed (mm/min)	1862	2465	3104	3150	2739	2556	2191
	PLASTICS ABS, Polycarbonate, PVC, Polypropylene		Slot	1	≤ 1	490	RPM	52022	26011	15607	13005	9754	7803	6243
						(392-588)	Fz	0.036	0.096	0.200	0.240	0.282	0.320	0.350
							Feed (mm/min)	3745	4994	6243	6242	5493	4994	4370
			Profile	≤ 0.5	≤ 1.5	610	RPM	64762	32381	19429	16190	12143	9714	7771
						(488-732)	Fz	0.036	0.096	0.200	0.240	0.282	0.320	0.350
							Feed (mm/min)	4662	6217	7771	7771	6839	6217	5440
			HSM	≤ 0.05	≤ 2	1005	RPM	106698	53349	32009	26674	20006	16005	12804
						(804-1206)	Fz	0.082	0.216	0.453	0.552	0.640	0.733	0.800
							Feed (mm/min)	17412	23045	29022	29446	25607	23473	20487

Bhn (Brinell) HRc (Rockwell C) HRb (Rockwell B) HSM (High Speed Machining)
rpm = (Vc x 1000) / (DC x 3.14)
mm/min = Fz x 2 x rpm
reduce speed and feed for materials harder than listed
reduce cut depth and feed by 50% for long flute and long reach tools
reduce feed and Ae when finish milling (.02 x DC maximum)
refer to the SGS Tool Wizard® for complete technical information (www.kyocera-sgstool.com)

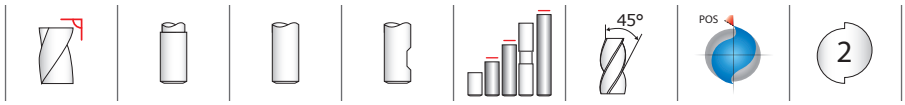

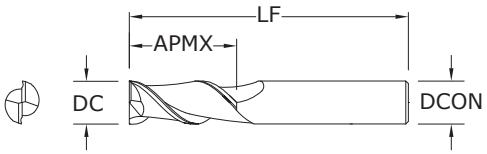

44
FRACTIONAL SERIES

TOLERANCES (inch)

1/4–3/8 DIAMETER
DC = +0.0000/–0.00035
DCON = h_6

1/2–5/8 DIAMETER
DC = +0.0000/–0.00043
DCON = h_6

3/4–1 DIAMETER
DC = +0.0000/–0.00051
DCON = h_6

NON-FERROUS

PLASTICS/COMPOSITES

For patent information visit www.ksptpatents.com

inch				EDP NO.			
CUTTING DIAMETER DC	LENGTH OF CUT APMX	OVERALL LENGTH LF	SHANK DIAMETER DCON	UNCOATED W/FLAT	Ti-NAMITE-B (TiB_2) W/FLAT	UNCOATED	Ti-NAMITE-B (TiB_2)
1/4	3/4	2-7/16	3/8	34501	34502	32033	32053
1/4	1-1/4	3-1/16	3/8	34503	34504	32034	32054
1/4	1-3/4	3-9/16	3/8	34505	34506	32035	32055
5/16	1-3/8	3-1/8	3/8	34507	34508	32036	32056
3/8	3/4	2-1/2	3/8	34509	34510	32037	32057
3/8	1-1/2	3-1/4	3/8	34511	34512	32038	32058
3/8	2-1/2	4-1/4	3/8	34513	34514	32039	32059
1/2	1-1/4	3-1/4	1/2	34515	34516	32040	32060
1/2	2	4	1/2	34517	34518	32041	32061
1/2	3	5	1/2	34519	34520	32042	32062
5/8	1-5/8	3-3/4	5/8	34521	34522	32043	32063
5/8	2-1/2	4-5/8	5/8	34523	34524	32044	32064
3/4	1-5/8	3-7/8	3/4	34525	34526	32045	32065
3/4	3	5-1/4	3/4	34527	34528	32046	32066
3/4	4	6-1/4	3/4	34529	34530	32047	32067
1	2	4-1/2	1	34531	34532	32048	32068
1	4	6-1/2	1	34533	34534	32049	32069

Contact your KSPT Sales Representative for more information on Corner Radius options.

- Polished ski land with primary and secondary flute wall design minimizes chip interference by directing chips away from secondary flute
- Circular land allows for increased control at various speed and feed rates ultimately reducing chatter
- Recommended for materials ≤ 150 Bhn (≤ 7 HRc)

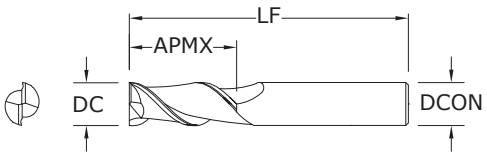

44M
METRIC SERIES

TOLERANCES (mm)

≤3 DIAMETER
DC = +0,000/–0,006
DCON = h_6

>3–6 DIAMETER
DC = +0,000/–0,008
DCON = h_6

>6–10 DIAMETER
DC = +0,000/–0,009
DCON = h_6

>10–18 DIAMETER
DC = +0,000/–0,011
DCON = h_6

>18–20 DIAMETER
DC = +0,000/–0,013
DCON = h_6

NON-FERROUS

PLASTICS/COMPOSITES

For patent information visit www.ksptpatents.com

mm				EDP NO.			
CUTTING DIAMETER DC	LENGTH OF CUT APMX	OVERALL LENGTH LF	SHANK DIAMETER DCON	UNCOATED W/FLAT	UNCOATED	Ti-NAMITE-B (TiB_2) W/FLAT	Ti-NAMITE-B (TiB_2)
3,0	8,0	52,0	6,0	44505	49663	44506	49674
4,0	11,0	55,0	6,0	44509	49664	44510	49675
5,0	13,0	57,0	6,0	44513	49665	44514	49676
6,0	13,0	57,0	6,0	44517	49666	44518	49677
8,0	19,0	69,0	10,0	44521	49667	44522	49678
10,0	22,0	72,0	10,0	44525	49668	44526	49679
12,0	26,0	83,0	12,0	44529	49669	44530	49680
14,0	26,0	83,0	14,0	44533	49670	44534	49681
16,0	32,0	92,0	16,0	44537	49671	44538	49682
18,0	32,0	92,0	18,0	44541	49672	44542	49683
20,0	38,0	104,0	20,0	44545	49673	44546	49684

Contact your KSPT Sales Representative for more information on Corner Radius options.

- Polished ski land with primary and secondary flute wall design minimizes chip interference by directing chips away from secondary flute
- Circular land allows for increased control at various speed and feed rates ultimately reducing chatter
- Recommended for materials ≤ 150 Bhn (≤ 7 HRc)

Ski-Carb

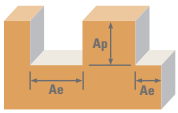

	Series 44 Fractional	Hardness		Ae x DC	Ap x DC	Vc (sfm)		DC • in 1/8	1/4	3/8	1/2	5/8	3/4	1
N	ALUMINUM ALLOYS 2024, 5052, 5086, 6061, 6073, 7075	≤ 150 Bhn or ≤ 7 HRc	Slot	1	≤ 1	1600 (1280-1920)	RPM	48896	24448	16299	12224	9779	8149	6112
							Fz	0.0009	0.0025	0.0045	0.0060	0.0065	0.0070	0.0085
							Feed (ipm)	88	122	147	147	127	114	104
			Profile	≤ 0.5	≤ 1.5	2000 (1600-2400)	RPM	61120	30560	20373	15280	12224	10187	7640
							Fz	0.0009	0.0025	0.0045	0.0060	0.0065	0.0070	0.0085
							Feed (ipm)	110	153	183	183	159	143	130
			HSM	≤ 0.05	≤ 2	3300 (2640-3960)	RPM	100848	50424	33616	25212	20170	16808	12606
							Fz	0.0021	0.0055	0.0105	0.0140	0.0150	0.0165	0.0195
							Feed (ipm)	424	555	706	706	605	555	492
	ALUMINUM DIE CAST ALLOYS (HIGH SILICONE) A-390, A-392, B- 390	≤ 125 Bhn or ≤ 77 HRb	Slot	1	≤ 1	600 (480-720)	RPM	18336	9168	6112	4584	3667	3056	2292
							Fz	0.0009	0.0025	0.0045	0.0060	0.0065	0.0070	0.0085
							Feed (ipm)	33	46	55	55	48	43	39
			Profile	≤ 0.5	≤ 1.5	750 (600-900)	RPM	22920	11460	7640	5730	4584	3820	2865
							Fz	0.0009	0.0025	0.0045	0.0060	0.0065	0.0070	0.0085
							Feed (ipm)	41	57	69	69	60	53	49
			HSM	≤ 0.05	≤ 2	1240 (992-1488)	RPM	37894	18947	12631	9474	7579	6316	4737
							Fz	0.0021	0.0055	0.0105	0.0140	0.0150	0.0165	0.0195
							Feed (ipm)	159	208	265	265	227	208	185
	COPPER ALLOYS Aluminum Bronze Brass Naval Brass Red Brass	≤ 140 Bhn or ≤ 3 HRc	Slot	1	≤ 1	865 (692-1038)	RPM	26434	13217	8811	6609	5287	4406	3304
							Fz	0.0008	0.0020	0.0040	0.0050	0.0055	0.0060	0.0070
							Feed (ipm)	42	53	70	66	58	53	46
			Profile	≤ 0.5	≤ 1.5	1080 (864-1296)	RPM	33005	16502	11002	8251	6601	5501	4126
							Fz	0.0008	0.0020	0.0040	0.0050	0.0055	0.0060	0.0070
							Feed (ipm)	53	66	88	83	73	66	58
			HSM	≤ 0.05	≤ 2	1780 (1424-2136)	RPM	54397	27198	18132	13599	10879	9066	6800
							Fz	0.0017	0.0045	0.0085	0.0115	0.0125	0.0140	0.0160
							Feed (ipm)	185	245	308	313	272	254	218
	COPPER ALLOYS Beryllium Copper C110, Manganese Bronze, Tin Bronze	≤ 200 Bhn or ≤ 23 HRc	Slot	1	≤ 1	345 (276-414)	RPM	10543	5272	3514	2636	2109	1757	1318
							Fz	0.0008	0.0020	0.0040	0.0050	0.0055	0.0060	0.0070
							Feed (ipm)	17	21	28	26	23	21	18
			Profile	≤ 0.5	≤ 1.5	430 (344-516)	RPM	13141	6570	4380	3285	2628	2190	1643
							Fz	0.0008	0.0020	0.0040	0.0050	0.0055	0.0060	0.0070
							Feed (ipm)	21	26	35	33	29	26	23
			HSM	≤ 0.05	≤ 2	710 (568-852)	RPM	21698	10849	7233	5424	4340	3616	2712
							Fz	0.0017	0.0045	0.0085	0.0115	0.0125	0.0140	0.0160
							Feed (ipm)	74	98	123	125	108	101	87
	PLASTICS ABS, Polycarbonate, PVC, Polypropylene		Slot	1	≤ 1	1600 (1280-1920)	RPM	48896	24448	16299	12224	9779	8149	6112
							Fz	0.0015	0.0040	0.0075	0.0100	0.0110	0.0120	0.0140
							Feed (ipm)	147	196	244	244	215	196	171
			Profile	≤ 0.5	≤ 1.5	2000 (1600-2400)	RPM	61120	30560	20373	15280	12224	10187	7640
							Fz	0.0015	0.0040	0.0075	0.0100	0.0110	0.0120	0.0140
							Feed (ipm)	183	244	306	306	269	244	214
			HSM	≤ 0.05	≤ 2	3300 (2640-3960)	RPM	100848	50424	33616	25212	20170	16808	12606
							Fz	0.0034	0.0090	0.0170	0.0230	0.0250	0.0275	0.0320
							Feed (ipm)	686	908	1143	1160	1008	924	807

Bhn (Brinell) HRc (Rockwell C) HRb (Rockwell B) HSM (High Speed Machining)
rpm = Vc x 3.82 / DC
ipm = Fz x 2 x rpm
reduce speed and feed for materials harder than listed
reduce cut depth and feed by 50% for long flute and long reach tools
reduce feed and Ae when finish milling (.02 x DC maximum)
refer to the SGS Tool Wizard® for complete technical information (www.kyocera-sgstool.com)

Ski-Carb

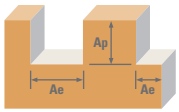

	Series 44M Metric	Hardness		Ae x DC	Ap x DC	Vc (m/min)		DC • mm 3	6	10	12	16	20	25
N	ALUMINUM ALLOYS 2024, 5052, 5086, 6061, 6073, 7075	≤ 150 Bhn or ≤ 7HRc	Slot	1	≤ 1	490 (392-588)	RPM	52022	26011	15607	13005	9754	7803	6243
							Fz	0.022	0.060	0.120	0.144	0.166	0.187	0.213
							Feed (mm/min)	2247	3121	3746	3745	3246	2913	2653
			Profile	≤ 0.5	≤ 1.5	610 (488-732)	RPM	64762	32381	19429	16190	12143	9714	7771
							Fz	0.022	0.060	0.120	0.144	0.166	0.187	0.213
							Feed (mm/min)	2797	3885	4663	4662	4041	3627	3303
			HSM	≤ 0.05	≤ 2	1005 (804-1206)	RPM	106698	53349	32009	26674	20006	16005	12804
							Fz	0.050	0.132	0.280	0.336	0.384	0.440	0.488
							Feed (mm/min)	10754	14083	17925	17924	15364	14084	12484
	ALUMINUM DIE CAST ALLOYS (HIGH SILICONE) A-390, A-392, B- 390	≤ 125 Bhn or ≤ 77 HRb	Slot	1	≤ 1	185 (148-222)	RPM	19641	9820	5892	4910	3683	2946	2357
							Fz	0.022	0.060	0.120	0.144	0.166	0.187	0.213
							Feed (mm/min)	848	1178	1414	1414	1226	1100	1002
			Profile	≤ 0.5	≤ 1.5	230 (184-276)	RPM	24418	12209	7326	6105	4578	3663	2930
							Fz	0.022	0.060	0.120	0.144	0.166	0.187	0.213
							Feed (mm/min)	1055	1465	1758	1758	1524	1367	1245
			HSM	≤ 0.05	≤ 2	380 (304-456)	RPM	40343	20172	12103	10086	7564	6052	4841
							Fz	0.050	0.132	0.280	0.336	0.384	0.440	0.488
							Feed (mm/min)	4066	5325	6778	6777	5809	5325	4720
	COPPER ALLOYS Aluminum Bronze Brass Naval Brass Red Brass	≤ 140 Bhn or ≤ 3 HRc	Slot	1	≤ 1	265 (212-318)	RPM	28134	14067	8440	7034	5275	4220	3376
							Fz	0.019	0.048	0.107	0.120	0.141	0.160	0.175
							Feed (mm/min)	1080	1350	1801	1688	1485	1350	1182
			Profile	≤ 0.5	≤ 1.5	330 (264-396)	RPM	35035	17518	10511	8759	6569	5255	4204
							Fz	0.019	0.048	0.107	0.120	0.141	0.160	0.175
							Feed (mm/min)	1345	1682	2242	2102	1850	1682	1472
			HSM	≤ 0.05	≤ 2	545 (436-654)	RPM	57861	28930	17358	14465	10849	8679	6943
							Fz	0.041	0.108	0.227	0.276	0.320	0.373	0.400
							Feed (mm/min)	4721	6248	7869	7984	6943	6480	5555
	COPPER ALLOYS Beryllium Copper C110, Manganese Bronze, Tin Bronze	≤ 200 Bhn or ≤ 23 HRc	Slot	1	≤ 1	105 (84-126)	RPM	11148	5574	3344	2787	2090	1672	1338
							Fz	0.019	0.048	0.107	0.120	0.141	0.160	0.175
							Feed (mm/min)	428	535	713	669	589	535	468
			Profile	≤ 0.5	≤ 1.5	130 (104-156)	RPM	13802	6901	4141	3450	2588	2070	1656
							Fz	0.019	0.048	0.107	0.120	0.141	0.160	0.175
							Feed (mm/min)	530	662	883	828	729	662	580
			HSM	≤ 0.05	≤ 2	215 (172-258)	RPM	22826	11413	6848	5706	4280	3424	2739
							Fz	0.041	0.108	0.227	0.276	0.320	0.373	0.400
							Feed (mm/min)	1862	2465	3104	3150	2739	2556	2191
	PLASTICS ABS, Polycarbonate, PVC, Polypropylene		Slot	1	≤ 1	490 (392-588)	RPM	52022	26011	15607	13005	9754	7803	6243
							Fz	0.036	0.096	0.200	0.240	0.282	0.320	0.350
							Feed (mm/min)	3745	4994	6243	6242	5493	4994	4370
			Profile	≤ 0.5	≤ 1.5	610 (488-732)	RPM	64762	32381	19429	16190	12143	9714	7771
							Fz	0.036	0.096	0.200	0.240	0.282	0.320	0.350
							Feed (mm/min)	4662	6217	7771	7771	6839	6217	5440
			HSM	≤ 0.05	≤ 2	1005 (804-1206)	RPM	106698	53349	32009	26674	20006	16005	12804
							Fz	0.082	0.216	0.453	0.552	0.640	0.733	0.800
							Feed (mm/min)	17412	23045	29022	29446	25607	23473	20487

Bhn (Brinell) HRc (Rockwell C) HRb (Rockwell B) HSM (High Speed Machining)
rpm = (Vc x 1000) / (DC x 3.14)
mm/min = Fz x 2 x rpm
reduce speed and feed for materials harder than listed
reduce cut depth and feed by 50% for long flute and long reach tools
reduce feed and Ae when finish milling (.02 x DC maximum)
refer to the SGS Tool Wizard® for complete technical information (www.kyocera-sgstool.com)

Ski-Carb

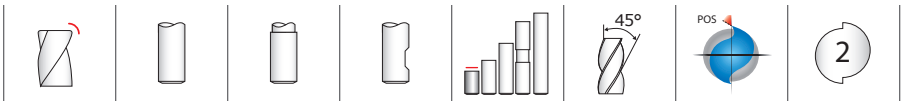

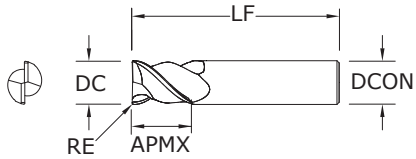

45
FRACTIONAL SERIES

- Polished ski land with primary and secondary flute wall design minimizes chip interference by directing chips away from secondary flute
- Circular land allows for increased control at various speed and feed rates ultimately reducing chatter
- Recommended for materials ≤ 150 Bhn (≤ 7 HRc)

inch					EDP NO.			
CUTTING DIAMETER DC	LENGTH OF CUT APMX	OVERALL LENGTH LF	SHANK DIAMETER DCON	CORNER RADIUS RE	UNCOATED W/FLAT	UNCOATED	Ti-NAMITE-B (TiB_2) W/FLAT	Ti-NAMITE-B (TiB_2)
1/4	3/8	2-1/2	3/8	.010	91257	91250	91242	91235
5/16	7/16	2-1/2	3/8	.012	91258	91251	91243	91236
3/8	9/16	2-1/2	3/8	.015	91259	91252	91244	91237
1/2	3/4	3	1/2	.020	91260	91253	91245	91238
5/8	7/8	3-1/2	5/8	.025	91261	91254	91246	91239
3/4	1	4	3/4	.030	91262	91255	91247	91240
1	1-1/4	4	1	.040	91263	91256	91248	91241

Contact your KSPT representative for reach options.

TOLERANCES (inch)

1/4–3/8 DIAMETER
DC = +0.0000/–0.00035
DCON = h_6
RE = +0.0000/–0.0020

1/2–5/8 DIAMETER
DC = +0.0000/–0.00043
DCON = h_6
RE = +0.0000/–0.0020

3/4–1 DIAMETER
DC = +0.0000/–0.00051
DCON = h_6
RE = +0.0000/–0.0020

NON-FERROUS

PLASTICS/COMPOSITES

For patent information visit www.ksptpatents.com

Ski-Carb

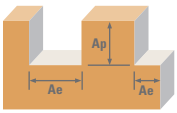

	Series 45 Fractional	Hardness		Ae x DC	Ap x DC	Vc (sfm)		DC • in 1/4	3/8	1/2	5/8	3/4	1
N	ALUMINUM ALLOYS 2024, 5052, 5086, 6061, 6073, 7075	≤ 150 Bhn or ≤ 7 HRc	Slot	1	≤ 1	1600	RPM	24448	16299	12224	9779	8149	6112
						(1280-1920)	Fz	0.0025	0.0045	0.0060	0.0065	0.0070	0.0085
							Feed (ipm)	122	147	147	127	114	104
			Profile	≤ 0.5	≤ 1.5	2000	RPM	30560	20373	15280	12224	10187	7640
						(1600-2400)	Fz	0.0025	0.0045	0.0060	0.0065	0.0070	0.0085
							Feed (ipm)	153	183	183	159	143	130
			HSM	≤ 0.05	≤ 2	3300	RPM	50424	33616	25212	20170	16808	12606
						(2640-3960)	Fz	0.0055	0.0105	0.0140	0.0150	0.0165	0.0195
							Feed (ipm)	555	706	706	605	555	492
	ALUMINUM DIE CAST ALLOYS (HIGH SILICONE) A-390, A-392, B- 390	≤ 125 Bhn or ≤ 77 HRb	Slot	1	≤ 1	600	RPM	9168	6112	4584	3667	3056	2292
						(480-720)	Fz	0.0025	0.0045	0.0060	0.0065	0.0070	0.0085
							Feed (ipm)	46	55	55	48	43	39
			Profile	≤ 0.5	≤ 1.5	750	RPM	11460	7640	5730	4584	3820	2865
						(600-900)	Fz	0.0025	0.0045	0.0060	0.0065	0.0070	0.0085
							Feed (ipm)	57	69	69	60	53	49
			HSM	≤ 0.05	≤ 2	1240	RPM	18947	12631	9474	7579	6316	4737
						(992-1488)	Fz	0.0055	0.0105	0.0140	0.0150	0.0165	0.0195
							Feed (ipm)	208	265	265	227	208	185
	COPPER ALLOYS Aluminum Bronze Brass Naval Brass Red Brass	≤ 140 Bhn or ≤ 3 HRc	Slot	1	≤ 1	865	RPM	13217	8811	6609	5287	4406	3304
						(692-1038)	Fz	0.0020	0.0040	0.0050	0.0055	0.0060	0.0070
							Feed (ipm)	53	70	66	58	53	46
			Profile	≤ 0.5	≤ 1.5	1080	RPM	16502	11002	8251	6601	5501	4126
						(864-1296)	Fz	0.0020	0.0040	0.0050	0.0055	0.0060	0.0070
							Feed (ipm)	66	88	83	73	66	58
			HSM	≤ 0.05	≤ 2	1780	RPM	27198	18132	13599	10879	9066	6800
						(1424-2136)	Fz	0.0045	0.0085	0.0115	0.0125	0.0140	0.0160
							Feed (ipm)	245	308	313	272	254	218
	COPPER ALLOYS Beryllium Copper C110, Manganese Bronze, Tin Bronze	≤ 200 Bhn or ≤ 23 HRc	Slot	1	≤ 1	345	RPM	5272	3514	2636	2109	1757	1318
						(276-414)	Fz	0.0020	0.0040	0.0050	0.0055	0.0060	0.0070
							Feed (ipm)	21	28	26	23	21	18
			Profile	≤ 0.5	≤ 1.5	430	RPM	6570	4380	3285	2628	2190	1643
						(344-516)	Fz	0.0020	0.0040	0.0050	0.0055	0.0060	0.0070
							Feed (ipm)	26	35	33	29	26	23
			HSM	≤ 0.05	≤ 2	710	RPM	10849	7233	5424	4340	3616	2712
						(568-852)	Fz	0.0045	0.0085	0.0115	0.0125	0.0140	0.0160
							Feed (ipm)	98	123	125	108	101	87
	PLASTICS ABS, Polycarbonate, PVC, Polypropylene		Slot	1	≤ 1	1600	RPM	24448	16299	12224	9779	8149	6112
						(1280-1920)	Fz	0.0040	0.0075	0.0100	0.0110	0.0120	0.0140
							Feed (ipm)	196	244	244	215	196	171
			Profile	≤ 0.5	≤ 1.5	2000	RPM	30560	20373	15280	12224	10187	7640
						(1600-2400)	Fz	0.0040	0.0075	0.0100	0.0110	0.0120	0.0140
							Feed (ipm)	244	306	306	269	244	214
			HSM	≤ 0.05	≤ 2	3300	RPM	50424	33616	25212	20170	16808	12606
						(2640-3960)	Fz	0.0090	0.0170	0.0230	0.0250	0.0275	0.0320
							Feed (ipm)	908	1143	1160	1008	924	807

Bhn (Brinell) HRc (Rockwell C) HRb (Rockwell B) HSM (High Speed Machining)
rpm = Vc x 3.82 / DC
ipm = Fz x 2 x rpm
reduce speed and feed for materials harder than listed
reduce cut depth and feed by 50% for long flute and long reach tools
reduce feed and Ae when finish milling (.02 x DC maximum)
refer to the SGS Tool Wizard® for complete technical information (www.kyocera-sgstool.com)

SGS®
Solid Carbide Tools

VALUE AT THE SPINDLE®

General Purpose End Mills

Milling

SERIES	GENERAL PURPOSE END MILLS DESCRIPTION	PAGE
3	2 Flute Square End Standard Length Fractional	176
3L	2 Flute Square End Long Reach Fractional	176
3EL	2 Flute Square End Extended Length Fractional	176
3CR	2 Flute Corner Radius Standard Length Fractional	176
3M	2 Flute Square End Standard Length Metric	179
3XLM	2 Flute Square End Extra Long Reach Metric	179
3B	2 Flute Ball End Standard Length Fractional	180
3LB	2 Flute Ball End Long Reach Fractional	180
3ELB	2 Flute Ball End Extended Length Fractional	180
3MB	2 Flute Ball End Standard Length Metric	182
3XLMB	2 Flute Ball End Extra Long Reach Metric	182
15	2 Flute Double End Square Stub Fractional	183
15M	2 Flute Double End Square Stub Metric	183
15B	2 Flute Double End Ball Stub Fractional	184
15MB	2 Flute Double End Ball Stub Metric	184
17	2 Flute Square End Stub Fractional	185
17M	2 Flute Square End Stub Metric	185
52	2 Flute High Shear Square End Standard Length Fractional	186
52M	2 Flute High Shear Square End Standard Length Metric	186
59	2 Flute Square End Long Reach Fractional	187
59M	2 Flute Square End Long Reach Metric	187
59B	2 Flute Ball End Long Reach Fractional	188
59MB	2 Flute Ball End Long Reach Metric	188
5	3 Flute Square End Standard Length Fractional	189
5M	3 Flute Square End Standard Length Metric	190
5XLM	3 Flute Square End Extra Long Reach Metric	190
5B	3 Flute Ball End Standard Length Fractional	191
5MB	3 Flute Ball End Standard Length Metric	192
5XLMB	3 Flute Ball End Extra Long Reach Metric	192
23	3 Flute Tapered Square End Standard Length Fractional	193
24	3 Flute Tapered Corner Radius Standard Length Fractional	194
1	4 Flute Square End Standard Length Fractional	195
1L	4 Flute Square End Long Reach Fractional	195
1EL	4 Flute Square End Extended Length Fractional	195
1CR	4 Flute Corner Radius Standard Length Fractional	195
1M	4 Flute Square End Standard Length Metric	199
1XLM	4 Flute Square End Extra Long Reach Metric	199
1MCR	4 Flute Corner Radius Standard Length Metric	199

Speed & Feed Recommendations listed at the end of this section

SERIES	GENERAL PURPOSE END MILLS DESCRIPTION	PAGE
1B	4 Flute Ball End Standard Length Fractional	201
1LB	4 Flute Ball End Long Reach Fractional	201
1ELB	4 Flute Ball End Extended Length Fractional	201
1MB	4 Flute Ball End Standard Length Metric	202
1XLMB	4 Flute Ball End Extra Long Reach Metric	202
14	4 Flute Double End Square Stub Fractional	203
14M	4 Flute Double End Square Stub Metric	203
14B	4 Flute Double End Ball Stub Fractional	204
14MB	4 Flute Double End Ball Stub Metric	204
16	4 Flute Square End Stub Fractional	205
16M	4 Flute Square End Stub Metric	205
54	4 Flute High Shear Square End Standard Length Fractional	206
54M	4 Flute High Shear Square End Standard Length Metric	206
61	Multi-Flute Coarse Pitch Rougher Fractional	207
61M	Multi-Flute Coarse Pitch Rougher Metric	207
62	Multi-Flute Fine Pitch Rougher Fractional	208
62M	Multi-Flute Fine Pitch Rougher Metric	209
End Mill Sets	2, 3, & 4 Flute Square End Series 1, 3, 5, 14, 15	210
	2, 3, & 4 Flute Ball End Series 1B, 3B, 5B, 14B ,15B	211

Speed & Feed Recommendations listed at the end of this section

Fresado

SERIE	DESCRIPCIÓN DE FRESAS DE USO GENERAL	PÁGINA
3	2 filos, punta cuadrada, longitud estándar, fraccional	176
3L	2 filos, punta cuadrada, largo alcance, fraccional	176
3EL	2 filos, punta cuadrada, longitud extendida, fraccional	176
3CR	2 filos, radio angulado, longitud estándar, fraccional	176
3M	2 filos, punta cuadrada, longitud estándar, métrico	179
3XLM	2 filos, punta cuadrada, alcance extralargo, métrico	179
3B	2 filos, punta esférica, longitud estándar, fraccional	180
3LB	2 filos, punta esférica, largo alcance, fraccional	180
3ELB	2 filos, punta esférica, longitud extendida, fraccional	180
3MB	2 filos, punta esférica, longitud estándar, métrico	182
3XLMB	2 filos, punta esférica, alcance extralargo, métrico	182
15	2 filos, pieza doble de punta cuadrada, fraccional	183
15M	2 filos, pieza doble de punta cuadrada, métrico	183
15B	2 filos, pieza doble de punta esférica, fraccional	184
15MB	2 filos, pieza doble de punta esférica, métrico	184
17	2 filos, pieza de punta cuadrada, fraccional	185

SERIE	DESCRIPCIÓN DE FRESAS DE USO GENERAL	PÁGINA
17M	2 filos, pieza de punta cuadrada, métrico	185
52	2 filos, alto rendimiento, punta cuadrada, longitud estándar, fraccional	186
52M	2 filos, alto rendimiento, punta cuadrada, longitud estándar, métrico	186
59	2 filos, punta cuadrada, largo alcance, fraccional	187
59M	2 filos, punta cuadrada, largo alcance, métrico	187
59B	2 filos, punta esférica, largo alcance, fraccional	188
59MB	2 filos, punta esférica, largo alcance, métrico	188
5	3 filos, punta cuadrada, longitud estándar, fraccional	189
5M	3 filos, punta cuadrada, longitud estándar, métrico	190
5XLM	3 filos, punta cuadrada, alcance extralargo, métrico	190
5B	3 filos, punta esférica, longitud estándar, fraccional	191
5MB	3 filos, punta esférica, longitud estándar, métrico	192
5XLMB	3 filos, punta esférica, alcance extralargo, métrico	192
23	3 filos, cónico, punta cuadrada, longitud estándar, fraccional	193
24	3 filos, cónico, radio angulado, longitud estándar, fraccional	194
1	4 filos, punta cuadrada, longitud estándar, fraccional	195
1L	4 filos, punta cuadrada, largo alcance, fraccional	195
1EL	4 filos, punta cuadrada, longitud extendida, fraccional	195
1CR	4 filos, radio angulado, longitud estándar, fraccional	195
1M	4 filos, punta cuadrada, longitud estándar, métrico	199
1XLM	4 filos, punta cuadrada, alcance extralargo, métrico	199
1MCR	4 filos, radio angulado, longitud estándar, métrico	199
1B	4 filos, punta esférica, longitud estándar, fraccional	201
1LB	4 filos, punta esférica, largo alcance, fraccional	201
1ELB	4 filos, punta esférica, longitud extendida, fraccional	201
1MB	4 filos, punta esférica, longitud estándar, métrico	202
1XLMB	4 filos, punta esférica, alcance extralargo, métrico	202
14	4 filos, pieza doble de punta cuadrada, fraccional	203
14M	4 filos, pieza doble de punta cuadrada, métrico	203
14B	4 filos, pieza doble de punta esférica, fraccional	204
14MB	4 filos, pieza doble de punta esférica, métrico	204
16	4 filos, pieza de punta cuadrada, fraccional	205
16M	4 filos, pieza de punta cuadrada, métrico	205
54	4 filos, alto rendimiento, punta cuadrada, longitud estándar, fraccional	206
54M	4 filos, alto rendimiento, punta cuadrada, longitud estándar, métrico	206
61	Filo múltiple, paso grueso, desbastador, fraccional	207
61M	Filo múltiple, paso grueso, desbastador, métrico	207
62	Filo múltiple, paso fino, desbastador, fraccional	208
62M	Filo múltiple, paso fino, desbastador, métrico	209
Juegos de fresas	2, 3 y 4 filos, punta cuadrada, series 1, 3, 5, 14, 15	210
	2, 3 y 4 filos, punta esférica, series 1B, 3B, 5B, 14B ,15B	211

Recomendaciones de Velocidad y Avance mostrados al final de esta sección.

Fraisage

SÈRIES	DESCRIPTION DE FRAISES À USAGE GÉNÉRAL	PAGE
3	2 dents non rayonné longueur standard (fractionnel)	176
3L	2 dents non rayonné longue portée (fractionnel)	176
3EL	2 dents non rayonné extra-long (fractionnel)	176
3CR	2 dents rayonné longueur standard (fractionnel)	176
3M	2 dents non rayonné longueur standard (métrique)	179
3XLM	2 dents non rayonné portée extra-longue (métrique)	179
3B	2 dents à bout hémisphérique longueur standard (fractionnel)	180
3LB	2 dents à bout hémisphérique longue portée (fractionnel)	180
3ELB	2 dents à bout hémisphérique extra-long (fractionnel)	180
3MB	2 dents à bout hémisphérique longueur standard (métrique)	182
3XLMB	2 dents à bout hémisphérique portée extra-longue (métrique)	182
15	2 dents à double bouts plats court (fractionnel)	183
15M	2 dents à double bouts plats court (métrique)	183
15B	2 dents à double bouts hémisphériques court (fractionnel)	184
15MB	2 dents à double bouts hémisphériques court (métrique)	184
17	2 dents non rayonné court (fractionnel)	185
17M	2 dents non rayonné court (métrique)	185
52	2 dents cisaillement élevé non rayonné longueur standard (fractionnel)	186
52M	2 dents cisaillement élevé non rayonné longueur standard (métrique)	186
59	2 dents non rayonné longue portée (fractionnel)	187
59M	2 dents non rayonné longue portée (métrique)	187
59B	2 dents à bout hémisphérique longue portée (fractionnel)	188
59MB	2 dents à bout hémisphérique longue portée (métrique)	188
5	3 dents non rayonné longueur standard (fractionnel)	189
5M	3 dents non rayonné longueur standard (métrique)	190
5XLM	3 dents non rayonné portée extra-longue (métrique)	190
5B	3 dents à bout hémisphérique longueur standard (fractionnel)	191
5MB	3 dents à bout hémisphérique longueur standard (métrique)	192
5XLMB	3 dents à bout hémisphérique portée extra-longue (métrique)	192
23	3 dents conique non rayonné longueur standard (fractionnel)	193
24	3 dents conique rayonné longueur standard (fractionnel)	194
1	4 dents non rayonné longueur standard (fractionnel)	195
1L	4 dents non rayonné longue portée (fractionnel)	195
1EL	4 dents non rayonné extra-long (fractionnel)	195
1CR	4 dents rayonné longueur standard (fractionnel)	195
1M	4 dents non rayonné longueur standard (métrique)	199
1XLM	4 dents non rayonné portée extra-longue (métrique)	199
1MCR	4 dents rayonné longueur standard (métrique)	199
1B	4 dents à bout hémisphérique longueur standard (fractionnel)	201
1LB	4 dents à bout hémisphérique longue portée (fractionnel)	201

SÈRIES	DESCRIPTION DE FRAISES À USAGE GÉNÉRAL	PAGE
1ELB	4 dents à bout hémisphérique extra-long (fractionnel)	201
1MB	4 dents à bout hémisphérique longueur standard (métrique)	202
1XLMB	4 dents à bout hémisphérique portée extra-longue (métrique)	202
14	4 dents à double bouts plats court (fractionnel)	203
14M	4 dents à double bouts plats court (métrique)	203
14B	4 dents à double bouts hémisphériques court (fractionnel)	204
14MB	4 dents à double bouts hémisphériques court (métrique)	204
16	4 dents non rayonné court (fractionnel)	205
16M	4 dents non rayonné court (métrique)	205
54	4 dents cisaillement élevé non rayonné longueur standard (fractionnel)	206
54M	4 dents cisaillement élevé non rayonné longueur standard (métrique)	206
61	Multi-dents à pas gros d'ébauche (fractionnel)	207
61M	Multi-dents à pas gros d'ébauche (métrique)	207
62	Multi-dents à pas fin d'ébauche (fractionnel)	208
62M	Multi-dents à pas fin d'ébauche (métrique)	209
Jeux de fraises	2, 3, & 4 Série goujure non rayonné 1,3,5,14,15	210
	2, 3, & 4 Série goujure à bout hémisphérique 15B, 15MB, 15B, 15MB ,15B, 15MB	211

Les avances et les vitesses recommandées se trouvent à la fin du chapitre.

Fräsen

SERIE	BESCHREIBUNG DER STANDARD-SCHAFTFRÄSER	SEITE
3	Zölliger Schaftfräser mit 2 Schneiden ohne Eckenradien, Standardlänge	176
3L	Zölliger Langloch-Schaftfräser mit 2 Schneiden ohne Eckenradien	176
3EL	Zölliger Schaftfräser mit 2 Schneiden ohne Eckenradien, extra lang	176
3CR	Zölliger Schaftfräser mit 2 Schneiden mit Eckenradien, Standardlänge	176
3M	Schaftfräser mit 2 Schneiden ohne Eckenradien, Standardlänge	179
3XLM	Langloch-Schaftfräser mit 2 Schneiden ohne Eckenradien	179
3B	Zölliger Radiusschaftfräser mit 2 Schneiden, Standdardlänge	180
3LB	Zölliger Langloch-Radiusschaftfräser mit 2 Schneiden	180
3ELB	Zölliger Schaftfräser mit 2 Schneiden, Extra lang	180
3MB	Schaftfräser mit 2 Schneiden, Standardlänge	182
3XLMB	Superlangloch-Schaftfräser mit 2 Schneiden	182
15	Zölliger Schaftfräser mit 2 Schneiden, kurze Ausführung	183
15M	Schaftfräser mit 2 Schneiden, kurze Ausführung	183
15B	Zölliger Doppelend-Radiusschaftfräser mit 2 Schneiden, kurze Ausführung	184
15MB	Doppelend-Radiusschaftfräser mit 2 Schneiden, kurze Ausführung	184
17	Zölliger Schaftfräser mit 2 Schneiden ohne Eckenradien, kurze Ausführung	185
17M	Schaftfräser mit 2 Schneiden ohne Eckenradien, kurze Ausführung	185
52	Zölliger Schaftfräser hoher Scherfestigkeit mit 2 Schneiden ohne Eckenradien, Standardlänge	186
52M	Schaftfräser hoher Scherfestigkeit mit 2 Schneiden ohne Eckenradien, Standardlänge	186
59	Zölliger Langloch-Schaftfräser mit 2 Schneiden ohne Eckenradien	187
59M	Langloch-Schaftfräser mit 2 Schneiden ohne Eckenradien	187
59B	Zölliger Langloch-Radiusschaftfräser mit 2 Schneiden	188
59MB	Langloch-Radiusschaftfräser mit 2 Schneiden	188
5	Zölliger Schaftfräser mit 3 Schneiden ohne Eckenradien, Standardlänge	189
5M	Schaftfräser mit 3 Schneiden ohne Eckenradien, Standardlänge	190
5XLM	Langloch-Schaftfräser mit 3 Schneiden ohne Eckenradien	190
5B	Zölliger Schaftfräser mit 3 Schneiden, Standardlänge	191
5MB	Schaftfräser mit 3 Schneiden, Standardlänge	192
5XLMB	Langloch-Schaftfräser mit 3 Schneiden	192
23	Zölliger Schaftfräser mit 3 Schneiden ohne Eckenradien, Standardlänge	193
24	Zölliger Schaftfräser mit 3 Schneiden mit Eckenradien, Standardlänge	194
1	Zölliger Schaftfräser mit 4 Schneiden ohne Eckenradien, Standardlänge	195
1L	Zölliger Langloch-Schaftfräser mit 4 Schneiden ohne Eckenradien	195
1EL	Zölliger Schaftfräser mit 4 Schneiden ohne Eckenradien, extra lang	195
1CR	Zölliger Schaftfräser mit 4 Schneiden mit Eckenradien, Standardlänge	195
1M	Schaftfräser mit 4 Schneiden ohne Eckenradien, Standardlänge	199
1XLM	Superlangloch-Schaftfräser mit 4 Schneiden ohne Eckenradien	199
1MCR	Schaftfräser mit 4 Schneiden mit Eckenradien, Standardlänge	199
1B	Zölliger Schaftfräser mit 4 Schneiden, Standardlänge	201
1LB	Zölliger Langloch-Radiusschaftfräser mit 4 Schneiden	201

SERIE	BESCHREIBUNG DER STANDARD-SCHAFTFRÄSER	SEITE
1ELB	Zölliger Schaftfräser mit 4 Schneiden, Extra lang	201
1MB	Schaftfräser mit 4 Schneiden, Standardlänge	202
1XLMB	Langloch-Radiusschaftfräser mit 4 Schneiden	202
14	Zölliger Schaftfräser mit 4 Schneiden, kurze Ausführung	203
14M	Schaftfräser mit 4 Schneiden, kurze Ausführung	203
14B	Zölliger Doppelend-Radiusschaftfräser mit 4 Schneiden, kurze Ausführung	204
14MB	Doppelend-Radiusschaftfräser mit 4 Schneiden, kurze Ausführung	204
16	Zölliger Schaftfräser mit 4 Schneiden ohne Eckenradien, kurze Ausführung	205
16M	Schaftfräser mit 4 Schneiden ohne Eckenradien, kurze Ausführung	205
54	Zölliger Schaftfräser hoher Scherfestigkeit mit 4 Schneiden ohne Eckenradien, Standardlänge	206
54M	Schaftfräser hoher Scherfestigkeit mit 4 Schneiden ohne Eckenradien, Standardlänge	206
61	Zölliger mehrschneidiger fein verzahnter Schruppfräser	207
61M	Mehrschneidiger fein verzahnter Schruppfräser	207
62	Zölliger mehrschneidiger fein verzahnter Schruppfräser	208
62M	Mehrschneidiger fein verzahnter Schruppfräser	209
Richtwerte zum Fräsen	Schaftfräser mit 2, 3 und 4 Schneiden ohne Eckenradien, Serien 1, 3, 5, 14, 15	210
	Radiusschaftfräser mit 2, 3 und 4 Schneiden, Serien 1B, 3B, 5B, 14B ,15B	211

Schnittwertempfehlungen finden Sie am Ende dieses Abschnitts

2 Flute Square End • 2 Flute Corner Radius

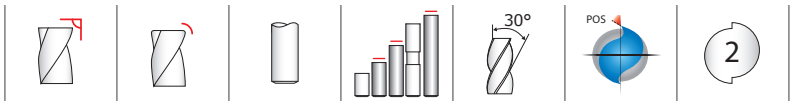

3•3L•
3EL•3CR

FRACTIONAL SERIES

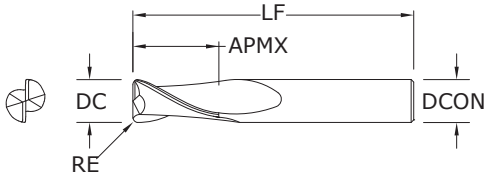

TOLERANCES (inch)

DC = –0.001/–0.002
DCON = h_6
RE = +0.0000/–0.0020

inch					EDP NO.					SERIES
CUTTING DIAMETER DC	LENGTH OF CUT APMX	OVERALL LENGTH LF	SHANK DIAMETER DCON	CORNER RADIUS RE	UNCOATED	Ti-NAMITE (TiN)	Ti-NAMITE-C (TiCN)	Ti-NAMITE-A (AlTiN)	Di-NAMITE® (Diamond)	
1/64	1/32	1-1/2	1/8	–	30301	39301	39501	30397	–	3
1/32	5/64	1-1/2	1/8	–	30303	39303	39503	30398	–	3
3/64	7/64	1-1/2	1/8	–	30305	39305	39505	30399	–	3
1/16	3/16	1-1/2	1/8	–	30307	39307	39507	30400	91266	3
5/64	3/16	1-1/2	1/8	–	30309	39309	39509	30435	–	3
3/32	9/32	1-1/2	1/8	–	30311	39311	39511	30436	–	3
7/64	3/8	1-1/2	1/8	–	30313	39313	39513	30437	–	3
1/8	3/8	1-1/2	1/8	–	30377	39377	39577	30469	–	3
*1/8	1/2	1-1/2	1/8	–	30315	39315	39515	30438	91270	3
**1/8	1/2	1-1/2	1/8	.015	38201	38202	38315	38357	–	3CR
**1/8	1/2	1-1/2	1/8	.020	38203	38204	38316	38358	–	3CR
1/8	3/4	2-1/4	1/8	–	33341	31800	31810	31850	–	3L
1/8	1	3	1/8	–	33343	31938	31948	31958	–	3EL
9/64	1/2	2	3/16	–	30317	39317	39517	30439	–	3
5/32	1/2	2	3/16	–	30319	39319	39519	30440	–	3
11/64	5/8	2	3/16	–	30321	39321	39521	30441	–	3
*3/16	5/8	2	3/16	–	30323	39323	39523	30442	91274	3
**3/16	5/8	2	3/16	.015	38209	38210	38317	38359	–	3CR
**3/16	5/8	2	3/16	.020	38211	38212	38318	38360	–	3CR
**3/16	5/8	2	3/16	.030	38213	38214	38319	38361	–	3CR
3/16	3/4	2-1/2	3/16	–	33301	31820	31825	31851	–	3L
3/16	1-1/8	3	3/16	–	33321	31939	31949	31959	–	3EL
13/64	5/8	2-1/2	1/4	–	30325	39325	39525	30443	–	3
7/32	5/8	2-1/2	1/4	–	30327	39327	39527	30444	–	3
15/64	3/4	2-1/2	1/4	–	30329	39329	39529	30445	–	3
*1/4	3/4	2-1/2	1/4	–	30331	39331	39531	30446	91278	3
**1/4	3/4	2-1/2	1/4	.015	38219	38220	38320	38362	–	3CR
**1/4	3/4	2-1/2	1/4	.020	38221	38222	38321	38363	–	3CR
**1/4	3/4	2-1/2	1/4	.030	38223	38224	38322	38364	–	3CR
**1/4	3/4	2-1/2	1/4	.045	38225	38226	38323	38365	–	3CR
1/4	1-1/8	3	1/4	–	33303	31802	31812	31852	–	3L
1/4	1-1/2	4	1/4	–	33323	31940	31950	31960	–	3EL
17/64	3/4	2-1/2	5/16	–	30333	39333	39533	30447	–	3
9/32	3/4	2-1/2	5/16	–	30335	39335	39535	30448	–	3

continued on next page

- STEELS
- STAINLESS STEELS
- CAST IRON
- HIGH TEMP ALLOYS
- TITANIUM
- HARDENED STEELS
- NON-FERROUS
- PLASTICS/COMPOSITES

For patent information visit www.ksptpatents.com

2 Flute Square End • 2 Flute Corner Radius

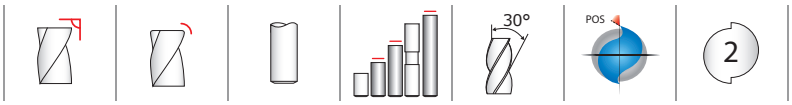

TOLERANCES (inch)

DC = –0.001/–0.002
DCON = h_6
RE = +0.0000/–0.0020

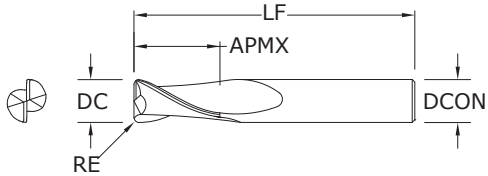

3 • 3L • 3EL • 3CR

FRACTIONAL SERIES

CONTINUED

inch					EDP NO.					SERIES
CUTTING DIAMETER DC	LENGTH OF CUT APMX	OVERALL LENGTH LF	SHANK DIAMETER DCON	CORNER RADIUS RE	UNCOATED	Ti-NAMITE (TiN)	Ti-NAMITE-C (TiCN)	Ti-NAMITE-A (AlTiN)	Di-NAMITE® (Diamond)	
19/64	13/16	2-1/2	5/16	–	30337	39337	39537	30449	–	3
*5/16	13/16	2-1/2	5/16	–	30339	39339	39539	30450	91282	3
**5/16	13/16	2-1/2	5/16	.015	38231	38232	38324	38366	–	3CR
**5/16	13/16	2-1/2	5/16	.020	38233	38234	38325	38367	–	3CR
**5/16	13/16	2-1/2	5/16	.030	38235	38236	38326	38368	–	3CR
**5/16	13/16	2-1/2	5/16	.045	38237	38238	38327	38369	–	3CR
5/16	1-1/8	3	5/16	–	33305	31821	31826	31853	–	3L
5/16	1-5/8	4	5/16	–	33325	31941	31951	31961	–	3EL
21/64	1	2-1/2	3/8	–	30341	39341	39541	30451	–	3
11/32	1	2-1/2	3/8	–	30343	39343	39543	30452	–	3
23/64	1	2-1/2	3/8	–	30345	39345	39545	30453	–	3
*3/8	1	2-1/2	3/8	–	30347	39347	39547	30454	91286	3
3/8	1	2-1/2	3/8	.015	38245	38246	38328	38370	–	3CR
3/8	1	2-1/2	3/8	.020	38247	38248	38329	38371	–	3CR
3/8	1	2-1/2	3/8	.030	38249	38250	38330	38372	–	3CR
3/8	1	2-1/2	3/8	.045	38251	38252	38331	38373	–	3CR
3/8	1-1/8	3	3/8	–	33307	31804	31814	31854	–	3L
3/8	1-3/4	4	3/8	–	33327	31942	31952	31962	–	3EL
25/64	1	2-3/4	7/16	–	30349	39349	39549	30455	–	3
13/32	1	2-3/4	7/16	–	30351	39351	39551	30456	–	3
27/64	1	2-3/4	7/16	–	30353	39353	39553	30457	–	3
7/16	1	2-3/4	7/16	–	30355	39355	39555	30458	–	3
7/16	2	4-1/2	7/16	–	33309	31822	31827	31855	–	3L
7/16	3	6	7/16	–	33329	31943	31953	31963	–	3EL
29/64	1	3	1/2	–	30357	39357	39557	30459	–	3
15/32	1	3	1/2	–	30359	39359	39559	30460	–	3
31/64	1	3	1/2	–	30361	39361	39561	30461	–	3
*1/2	1	3	1/2	–	30363	39363	39563	30462	91290	3
1/2	1	3	1/2	.015	38259	38260	38332	38374	–	3CR
1/2	1	3	1/2	.020	38261	38262	38333	38375	–	3CR
1/2	1	3	1/2	.030	38263	38264	38334	38376	–	3CR
1/2	1	3	1/2	.045	38265	38266	38335	38377	–	3CR
1/2	1	3	1/2	.060	38267	38268	38336	38378	–	3CR
1/2	2	4-1/2	1/2	–	33311	31806	31816	31856	–	3L

continued on next page

- STEELS
- STAINLESS STEELS
- CAST IRON
- HIGH TEMP ALLOYS
- TITANIUM
- HARDENED STEELS
- NON-FERROUS
- PLASTICS/COMPOSITES

For patent information visit www.ksptpatents.com

2 Flute Square End • 2 Flute Corner Radius

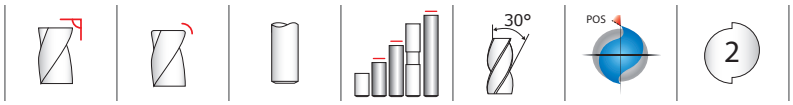

3•3L•
3EL•3CR

FRACTIONAL SERIES

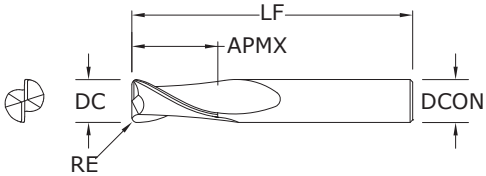

TOLERANCES (inch)

DC = –0.001/–0.002
DCON = h_6
RE = +0.0000/–0.0020

CONTINUED

inch					EDP NO.					SERIES
CUTTING DIAMETER DC	LENGTH OF CUT APMX	OVERALL LENGTH LF	SHANK DIAMETER DCON	CORNER RADIUS RE	UNCOATED	Ti-NAMITE (TiN)	Ti-NAMITE-C (TiCN)	Ti-NAMITE-A (AlTiN)	Di-NAMITE® (Diamond)	
1/2	3	6	1/2	–	33331	31944	31954	31964	–	3EL
9/16	1-1/8	3-1/2	9/16	–	30365	39365	39565	30463	–	3
5/8	1-1/4	3-1/2	5/8	–	30367	39367	39567	30464	–	3
5/8	1-1/4	3-1/2	5/8	.015	38273	38274	38337	38379	–	3CR
5/8	1-1/4	3-1/2	5/8	.020	38275	38276	38338	38380	–	3CR
5/8	1-1/4	3-1/2	5/8	.030	38277	38278	38339	38381	–	3CR
5/8	1-1/4	3-1/2	5/8	.045	38279	38280	38340	38382	–	3CR
5/8	1-1/4	3-1/2	5/8	.060	38281	38282	38341	38383	–	3CR
5/8	1-1/4	3-1/2	5/8	.090	38283	38284	38342	38384	–	3CR
5/8	2-1/4	5	5/8	–	33313	31823	31817	31857	–	3L
5/8	3	6	5/8	–	33333	31945	31955	31965	–	3EL
11/16	1-3/8	4	3/4	–	30369	39369	39569	30465	–	3
3/4	1-1/2	4	3/4	–	30371	39371	39571	30466	–	3
3/4	1-1/2	4	3/4	.015	38287	38288	38343	38385	–	3CR
3/4	1-1/2	4	3/4	.020	38289	38290	38344	38386	–	3CR
3/4	1-1/2	4	3/4	.030	38291	38292	38345	38387	–	3CR
3/4	1-1/2	4	3/4	.045	38293	38294	38346	38388	–	3CR
3/4	1-1/2	4	3/4	.060	38295	38296	38347	38389	–	3CR
3/4	1-1/2	4	3/4	.090	38297	38298	38348	38390	–	3CR
3/4	1-1/2	4	3/4	.125	38299	38300	38349	38391	–	3L
3/4	3	6	3/4	–	33335	31946	31956	31966	–	3EL
7/8	1-1/2	4	7/8	–	30373	39373	39573	30467	–	3
1	1-1/2	4	1	–	30375	39375	39575	30468	–	3
1	1-1/2	4	1	.015	38301	38302	38350	38392	–	3CR
1	1-1/2	4	1	.020	38303	38304	38351	38393	–	3CR
1	1-1/2	4	1	.030	38305	38306	38352	38394	–	3CR
1	1-1/2	4	1	.045	38307	38308	38353	38395	–	3CR
1	1-1/2	4	1	.060	38309	38310	38354	38396	–	3CR
1	1-1/2	4	1	.090	38311	38312	38355	38397	–	3CR
1	1-1/2	4	1	.125	38313	38314	38356	38398	–	
1	2-1/4	5	1	–	33317	31824	31819	31859	–	3L
1	3	6	1	–	33337	31947	31957	31967	–	3EL
*Series 3 Set				–	30389	39389	39589	30470	–	3

**Without Flat

STEELS
STAINLESS STEELS
CAST IRON
HIGH TEMP ALLOYS
TITANIUM
HARDENED STEELS
NON-FERROUS
PLASTICS/COMPOSITES

For patent information visit www.ksptpatents.com

2 Flute Square End

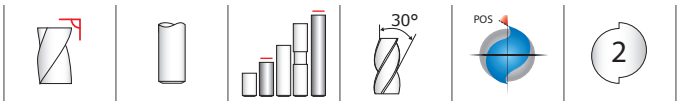

TOLERANCES (mm)

DC = +0,000/–0,050
DCON = h_6

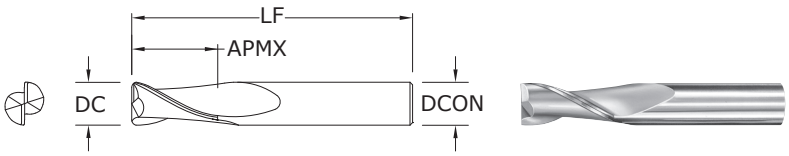

3M • 3XLM
METRIC SERIES

mm				EDP NO.				SERIES
CUTTING DIAMETER DC	LENGTH OF CUT APMX	OVERALL LENGTH LF	SHANK DIAMETER DCON	UNCOATED	Ti-NAMITE (TiN)	Ti-NAMITE-C (TiCN)	Ti-NAMITE-A (AlTiN)	
1,0	4,0	38,0	3,0	40305	48628	48650	48671	3M
1,5	4,5	38,0	3,0	40309	48629	48651	48672	3M
2,0	6,3	38,0	3,0	40313	48630	48652	48673	3M
2,5	9,5	38,0	3,0	40317	48631	48653	48674	3M
3,0	12,0	38,0	3,0	40321	48632	48654	48675	3M
3,0	25,0	75,0	3,0	43301	49427	49440	49453	3XLM
3,5	12,0	50,0	4,0	40325	48633	48655	48676	3M
4,0	14,0	50,0	4,0	40329	48634	48656	48677	3M
4,0	25,0	75,0	4,0	43303	49428	49441	49454	3XLM
4,5	16,0	50,0	6,0	40333	48635	48657	48678	3M
5,0	16,0	50,0	6,0	40337	48636	48658	48679	3M
5,0	25,0	75,0	5,0	43307	49430	49443	49456	3XLM
6,0	19,0	50,0	6,0	40341	48637	48659	48680	3M
6,0	25,0	75,0	6,0	43305	49429	49442	49455	3XLM
7,0	19,0	63,0	8,0	40345	48638	48660	48681	3M
8,0	20,0	63,0	8,0	40349	48639	48661	48682	3M
8,0	25,0	75,0	8,0	43315	49431	49444	49457	3XLM
9,0	22,0	75,0	10,0	40353	48640	48662	48683	3M
10,0	22,0	75,0	10,0	40357	48641	48663	48684	3M
10,0	38,0	100,0	10,0	43325	49432	49445	49458	3XLM
11,0	25,0	75,0	12,0	40361	48642	48664	48685	3M
12,0	25,0	75,0	12,0	40365	48643	48665	48686	3M
12,0	50,0	100,0	12,0	43335	49433	49446	49459	3XLM
12,0	75,0	150,0	12,0	43345	49434	49447	49460	3XLM
14,0	32,0	89,0	14,0	40369	48644	48666	48687	3M
14,0	75,0	150,0	14,0	43355	49435	49448	49461	3XLM
16,0	32,0	89,0	16,0	40373	48645	48667	48688	3M
16,0	75,0	150,0	16,0	43365	49436	49449	49462	3XLM
18,0	38,0	100,0	18,0	40377	48646	48668	48689	3M
18,0	75,0	150,0	18,0	43375	49437	49450	49463	3XLM
20,0	38,0	100,0	20,0	40381	48647	48669	48690	3M
20,0	75,0	150,0	20,0	43385	49438	49451	49464	3XLM
25,0	38,0	100,0	25,0	40385	48648	48670	48691	3M
25,0	75,0	150,0	25,0	43395	49439	49452	49465	3XLM

- STEELS
- STAINLESS STEELS
- CAST IRON
- HIGH TEMP ALLOYS
- TITANIUM
- HARDENED STEELS
- NON-FERROUS
- PLASTICS/COMPOSITES

For patent information visit www.ksptpatents.com

FRACTIONAL

2 Flute Ball End

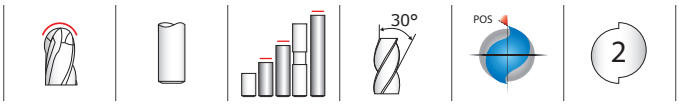

3B•3LB•3ELB

FRACTIONAL SERIES

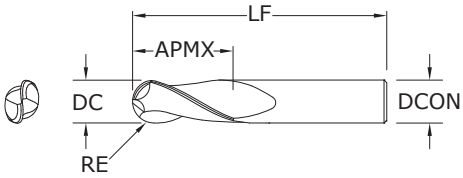

TOLERANCES (inch)

DC = –0.0000/–0.0020
DCON = h_6
RE = +0.0000/–0.0010

inch				EDP NO.				SERIES
CUTTING DIAMETER DC	LENGTH OF CUT APMX	OVERALL LENGTH LF	SHANK DIAMETER DCON	UNCOATED	Ti-NAMITE (TiN)	Ti-NAMITE-C (TiCN)	Ti-NAMITE-A (AlTiN)	
1/64	1/32	1-1/2	1/8	30302	39302	39502	30471	3B
1/32	5/64	1-1/2	1/8	30304	39304	39504	30472	3B
3/64	7/64	1-1/2	1/8	30306	39306	39506	30473	3B
1/16	3/16	1-1/2	1/8	30308	39308	39508	30474	3B
5/64	3/16	1-1/2	1/8	30310	39310	39510	30475	3B
3/32	9/32	1-1/2	1/8	30312	39312	39512	30476	3B
7/64	3/8	1-1/2	1/8	30314	39314	39514	30477	3B
1/8	3/8	1-1/2	1/8	30378	39378	39578	30599	3B
*1/8	1/2	1-1/2	1/8	30316	39316	39516	30478	3B
1/8	3/4	2-1/4	1/8	33342	31830	31840	31890	3LB
1/8	1	3	1/8	33344	31968	31978	31988	3ELB
9/64	1/2	2	3/16	30318	39318	39518	30479	3B
5/32	1/2	2	3/16	30320	39320	39520	30480	3B
11/64	5/8	2	3/16	30322	39322	39522	30481	3B
*3/16	5/8	2	3/16	30324	39324	39524	30482	3B
3/16	3/4	2-1/2	3/16	33302	31831	31841	31891	3LB
3/16	1-1/8	3	3/16	33322	31969	31979	31989	3ELB
13/64	5/8	2-1/2	1/4	30326	39326	39526	30483	3B
7/32	5/8	2-1/2	1/4	30328	39328	39528	30484	3B
15/64	3/4	2-1/2	1/4	30330	39330	39530	30485	3B
*1/4	3/4	2-1/2	1/4	30332	39332	39532	30486	3B
1/4	1-1/8	3	1/4	33304	31832	31842	31892	3LB
1/4	1-1/2	4	1/4	33324	31970	31980	31990	3ELB
17/64	3/4	2-1/2	5/16	30334	39334	39534	30487	3B
9/32	3/4	2-1/2	5/16	30336	39336	39536	30488	3B
19/64	13/16	2-1/2	5/16	30338	39338	39538	30489	3B
*5/16	13/16	2-1/2	5/16	30340	39340	39540	30490	3B
5/16	1-1/8	3	5/16	33306	31833	31843	31893	3LB
5/16	1-5/8	4	5/16	33326	31971	31981	31991	3ELB
21/64	1	2-1/2	3/8	30342	39342	39542	30491	3B

continued on next page

- STEELS
- STAINLESS STEELS
- CAST IRON
- HIGH TEMP ALLOYS
- TITANIUM
- HARDENED STEELS
- NON-FERROUS
- PLASTICS/COMPOSITES

For patent information visit www.ksptpatents.com

2 Flute Ball End

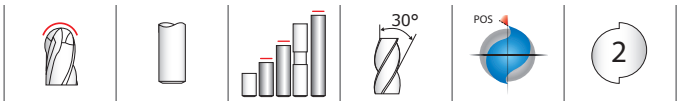

TOLERANCES (inch)

DC = –0.0000/–0.0020
DCON = h_6
RE = +0.0000/–0.0010

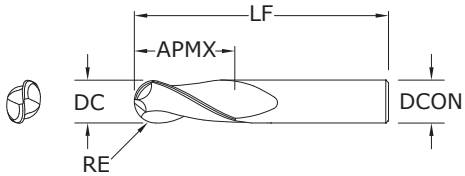

3B • 3LB • 3ELB

FRACTIONAL SERIES

inch				EDP NO.				SERIES
CUTTING DIAMETER DC	LENGTH OF CUT APMX	OVERALL LENGTH LF	SHANK DIAMETER DCON	UNCOATED	Ti-NAMITE (TiN)	Ti-NAMITE-C (TiCN)	Ti-NAMITE-A (AlTiN)	
11/32	1	2-1/2	3/8	30344	39344	39544	30492	3B
23/64	1	2-1/2	3/8	30346	39346	39546	30493	3B
*3/8	1	2-1/2	3/8	30348	39348	39548	30494	3B
3/8	1-1/8	3	3/8	33308	31834	31844	31894	3LB
3/8	1-3/4	4	3/8	33328	31972	31982	31992	3ELB
25/64	1	2-3/4	7/16	30350	39350	39550	30495	3B
13/32	1	2-3/4	7/16	30352	39352	39552	30496	3B
27/64	1	2-3/4	7/16	30354	39354	39554	30497	3B
7/16	1	2-3/4	7/16	30356	39356	39556	30498	3B
7/16	2	4-1/2	7/16	33310	31835	31845	31895	3LB
7/16	3	6	7/16	33330	31973	31983	31993	3ELB
29/64	1	3	1/2	30358	39358	39558	30499	3B
15/32	1	3	1/2	30360	39360	39560	30500	3B
31/64	1	3	1/2	30362	39362	39562	30591	3B
*1/2	1	3	1/2	30364	39364	39564	30592	3B
1/2	2	4-1/2	1/2	33312	31836	31846	31896	3LB
1/2	3	6	1/2	33332	31974	31984	31994	3ELB
9/16	1-1/8	3-1/2	9/16	30366	39366	39566	30593	3B
5/8	1-1/4	3-1/2	5/8	30368	39368	39568	30594	3B
5/8	2-1/4	5	5/8	33314	31837	31847	31897	3LB
5/8	3	6	5/8	33334	31975	31985	31995	3ELB
11/16	1-3/8	4	3/4	30370	39370	39570	30595	3B
3/4	1-1/2	4	3/4	30372	39372	39572	30596	3B
3/4	2-1/4	5	3/4	33316	31838	31848	31898	3LB
3/4	3	6	3/4	33336	31976	31986	31996	3ELB
7/8	1-1/2	4	7/8	30374	39374	39574	30597	3B
1	1-1/2	4	1	30376	39376	39576	30598	3B
1	2-1/4	5	1	33318	31839	31849	31899	3LB
1	3	6	1	33338	31977	31987	31997	3ELB
*Series 3B Set				30390	39390	39590	30600	3B

RE = 1/2 Cutting Diameter (DC)

CONTINUED

- STEELS
- STAINLESS STEELS
- CAST IRON
- HIGH TEMP ALLOYS
- TITANIUM
- HARDENED STEELS
- NON-FERROUS
- PLASTICS/COMPOSITES

For patent information visit www.ksptpatents.com

2 Flute Ball End

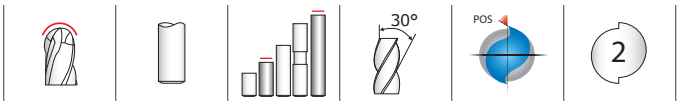

3MB • 3XLMB

METRIC SERIES

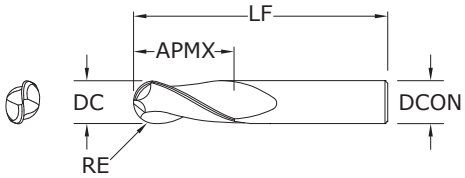

TOLERANCES (mm)

DC = +0,000/–0,050
DCON = h_6
RE = +0,000/–0,025

mm				EDP NO.				SERIES
CUTTING DIAMETER DC	LENGTH OF CUT APMX	OVERALL LENGTH LF	SHANK DIAMETER DCON	UNCOATED	Ti-NAMITE (TiN)	Ti-NAMITE-C (TiCN)	Ti-NAMITE-A (AlTiN)	
1,0	4,0	38,0	3,0	40306	48692	48714	48735	3MB
1,5	4,5	38,0	3,0	40310	48693	48715	48736	3MB
2,0	6,3	38,0	3,0	40314	48694	48716	48737	3MB
2,5	9,5	38,0	3,0	40318	48695	48717	48738	3MB
3,0	12,0	38,0	3,0	40322	48696	48718	48739	3MB
3,0	25,0	75,0	3,0	43302	49544	49557	49570	3XLMB
3,5	12,0	50,0	4,0	40326	48697	48719	48740	3MB
4,0	14,0	50,0	4,0	40330	48698	48720	48741	3MB
4,0	25,0	75,0	4,0	43304	49545	49558	49571	3XLMB
4,5	16,0	50,0	6,0	40334	48699	48721	48742	3MB
5,0	16,0	50,0	6,0	40338	48700	48722	48743	3MB
5,0	25,0	75,0	5,0	43308	49547	49560	49573	3XLMB
6,0	19,0	50,0	6,0	40342	48701	48723	48744	3MB
6,0	25,0	75,0	6,0	43306	49546	49559	49572	3XLMB
7,0	19,0	63,0	8,0	40346	48702	48724	48745	3MB
8,0	20,0	63,0	8,0	40350	48703	48725	48746	3MB
8,0	25,0	75,0	8,0	43316	49548	49561	49574	3XLMB
9,0	22,0	75,0	10,0	40354	48704	48726	48747	3MB
10,0	22,0	75,0	10,0	40358	48705	48727	48748	3MB
10,0	38,0	100,0	10,0	43326	49549	49562	49575	3XLMB
11,0	25,0	75,0	12,0	40362	48706	48728	48749	3MB
12,0	25,0	75,0	12,0	40366	48707	48729	48750	3MB
12,0	50,0	100,0	12,0	43336	49550	49563	49576	3XLMB
12,0	75,0	150,0	12,0	43346	49551	49564	49577	3XLMB
14,0	32,0	89,0	14,0	40370	48708	48730	48751	3MB
14,0	75,0	150,0	14,0	43356	49552	49565	49578	3XLMB
16,0	32,0	89,0	16,0	40374	48709	48731	48752	3MB
16,0	75,0	150,0	16,0	43366	49553	49566	49579	3XLMB
18,0	38,0	100,0	18,0	40378	48710	48732	48753	3MB
18,0	75,0	150,0	18,0	43376	49554	49567	49580	3XLMB
20,0	38,0	100,0	20,0	40382	48711	48733	48754	3MB
20,0	75,0	150,0	20,0	43386	49555	49568	49581	3XLMB
25,0	38,0	100,0	25,0	40386	48712	48734	48755	3MB
25,0	75,0	150,0	25,0	43396	49556	49569	49582	3XLMB

RE = 1/2 Cutting Diameter (DC)

- STEELS
- STAINLESS STEELS
- CAST IRON
- HIGH TEMP ALLOYS
- TITANIUM
- HARDENED STEELS
- NON-FERROUS
- PLASTICS/COMPOSITES

For patent information visit www.ksptpatents.com

2 Flute Double End

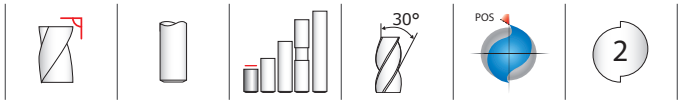

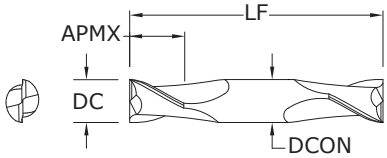

TOLERANCES (inch)

DC = +0.0000/–0.0020
DCON = h_6

15
FRACTIONAL SERIES

inch				EDP NO.			
CUTTING DIAMETER DC	LENGTH OF CUT APMX	OVERALL LENGTH LF	SHANK DIAMETER DCON	UNCOATED	Ti-NAMITE (TiN)	Ti-NAMITE-C (TiCN)	Ti-NAMITE-A (AlTiN)
1/32	1/16	1-1/2	1/8	31501	31541	39651	31316
3/64	3/32	1-1/2	1/8	31503	31543	39653	31317
1/16	1/8	1-1/2	1/8	31505	31545	39655	31318
5/64	1/8	1-1/2	1/8	31507	31547	39657	31319
3/32	3/16	1-1/2	1/8	31509	31549	39659	31320
7/64	3/16	1-1/2	1/8	31511	31551	39661	31321
*1/8	1/4	1-1/2	1/8	31513	31553	39663	31322
9/64	5/16	2	3/16	31515	31555	39665	31323
5/32	5/16	2	3/16	31517	31557	39667	31324
11/64	5/16	2	3/16	31519	31559	39669	31325
*3/16	3/8	2	3/16	31521	31561	39671	31326
13/64	1/2	2-1/2	1/4	31523	31563	39673	31327
7/32	1/2	2-1/2	1/4	31525	31565	39675	31328
15/64	1/2	2-1/2	1/4	31527	31567	39677	31329
*1/4	1/2	2-1/2	1/4	31529	31569	39679	31330
9/32	1/2	2-1/2	5/16	31531	31571	39681	31331
*5/16	1/2	2-1/2	5/16	31533	31573	39683	31332
*3/8	9/16	2-1/2	3/8	31535	31575	39685	31333
7/16	9/16	2-3/4	7/16	31537	31577	39687	31334
*1/2	5/8	3	1/2	31539	31579	39689	31335
*Series 15 Set				31589	31581	39691	31336

- STEELS
- STAINLESS STEELS
- CAST IRON
- HIGH TEMP ALLOYS
- TITANIUM
- HARDENED STEELS
- NON-FERROUS
- PLASTICS/COMPOSITES

For patent information visit www.ksptpatents.com

TOLERANCES (mm)

DC = +0,000/–0,050
DCON = h_6

15M
METRIC SERIES

mm				EDP NO.			
CUTTING DIAMETER DC	LENGTH OF CUT APMX	OVERALL LENGTH LF	SHANK DIAMETER DCON	UNCOATED	Ti-NAMITE (TiN)	Ti-NAMITE-C (TiCN)	Ti-NAMITE-A (AlTiN)
1,0	2,0	38,0	3,0	41505	49010	49031	49052
1,5	3,0	38,0	3,0	41509	49011	49032	49053
2,0	4,0	38,0	3,0	41513	49012	49033	49054
2,5	5,0	38,0	3,0	41517	49013	49034	49055
3,0	6,0	38,0	3,0	41521	49014	49035	49056
3,5	7,0	50,0	4,0	41525	49015	49036	49057
4,0	8,0	50,0	4,0	41529	49016	49037	49058
4,5	9,5	63,0	4,5	41533	49017	49038	49059
5,0	10,0	63,0	5,0	41537	49018	49039	49060
6,0	12,0	63,0	6,0	41541	49019	49040	49061
7,0	12,0	63,0	8,0	41545	49020	49041	49062
8,0	12,0	63,0	8,0	41549	49021	49042	49063
9,0	14,0	75,0	9,0	41553	49022	49043	49064
10,0	14,0	75,0	10,0	41557	49023	49044	49065
11,0	14,0	75,0	12,0	41561	49024	49045	49066
12,0	16,0	75,0	12,0	41565	49025	49046	49067

- STEELS
- STAINLESS STEELS
- CAST IRON
- HIGH TEMP ALLOYS
- TITANIUM
- HARDENED STEELS
- NON-FERROUS
- PLASTICS/COMPOSITES

For patent information visit www.ksptpatents.com

2 Flute Double End Ball End

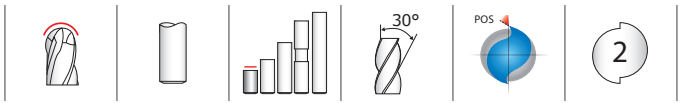

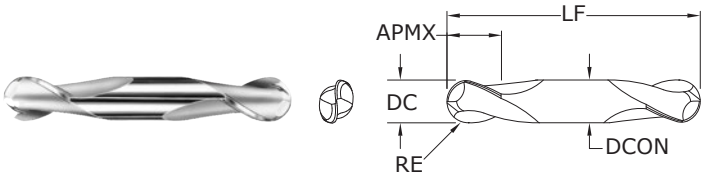

15B
FRACTIONAL SERIES

TOLERANCES (inch)
- **DC** = –0.0000/–0.0020
- **DCON** = h_6
- **RE** = +0.0000/–0.0010

inch				EDP NO.			
CUTTING DIAMETER DC	LENGTH OF CUT APMX	OVERALL LENGTH LF	SHANK DIAMETER DCON	UNCOATED	Ti-NAMITE (TiN)	Ti-NAMITE-C (TiCN)	Ti-NAMITE-A (AlTiN)
1/32	1/16	1-1/2	1/8	31502	31542	39652	31337
3/64	3/32	1-1/2	1/8	31504	31544	39654	31338
1/16	1/8	1-1/2	1/8	31506	31546	39656	31339
5/64	1/8	1-1/2	1/8	31508	31548	39658	31340
3/32	3/16	1-1/2	1/8	31510	31550	39660	31341
7/64	3/16	1-1/2	1/8	31512	31552	39662	31342
*1/8	1/4	1-1/2	1/8	31514	31554	39664	31343
9/64	5/16	2	3/16	31516	31556	39666	31344
5/32	5/16	2	3/16	31518	31558	39668	31345
11/64	5/16	2	3/16	31520	31560	39670	31346
*3/16	3/8	2	3/16	31522	31562	39672	31347
13/64	1/2	2-1/2	1/4	31524	31564	39674	31348
7/32	1/2	2-1/2	1/4	31526	31566	39676	31349
15/64	1/2	2-1/2	1/4	31528	31568	39678	31350
*1/4	1/2	2-1/2	1/4	31530	31570	39680	31351
9/32	1/2	2-1/2	5/16	31532	31572	39682	31352
*5/16	1/2	2-1/2	5/16	31534	31574	39684	31353
*3/8	9/16	2-1/2	3/8	31536	31576	39686	31354
7/16	9/16	2-3/4	7/16	31538	31578	39688	31355
*1/2	5/8	3	1/2	31540	31580	39690	31356
*Series 15B Set				31590	31582	39692	31357

RE = 1/2 Cutting Diameter (DC)

- STEELS
- STAINLESS STEELS
- CAST IRON
- HIGH TEMP ALLOYS
- TITANIUM
- HARDENED STEELS
- NON-FERROUS
- PLASTICS/COMPOSITES

For patent information visit www.ksptpatents.com

15MB
METRIC SERIES

TOLERANCES (mm)
- **DC** = +0,000/–0,050
- **DCON** = h_6
- **RE** = +0,000/0,025

mm				EDP NO.			
CUTTING DIAMETER DC	LENGTH OF CUT APMX	OVERALL LENGTH LF	SHANK DIAMETER DCON	UNCOATED	Ti-NAMITE (TiN)	Ti-NAMITE-C (TiCN)	Ti-NAMITE-A (AlTiN)
1,0	2,0	38,0	3,0	41506	49073	49094	49115
1,5	3,0	38,0	3,0	41510	49074	49095	49116
2,0	4,0	38,0	3,0	41514	49075	49096	49117
2,5	5,0	38,0	3,0	41518	49076	49097	49118
3,0	6,0	38,0	3,0	41522	49077	49098	49119
3,5	7,0	50,0	4,0	41526	49078	49099	49120
4,0	8,0	50,0	4,0	41530	49079	49100	49121
4,5	9,5	63,0	4,5	41534	49080	49101	49122
5,0	10,0	63,0	5,0	41538	49081	49102	49123
6,0	12,0	63,0	6,0	41542	49082	49103	49124
7,0	12,0	63,0	8,0	41546	49083	49104	49125
8,0	12,0	63,0	8,0	41550	49084	49105	49126
9,0	14,0	75,0	9,0	41554	49085	49106	49127
10,0	14,0	75,0	10,0	41558	49086	49107	49128
11,0	14,0	75,0	12,0	41562	49087	49108	49129
12,0	16,0	75,0	12,0	41566	49088	49109	49130

RE = 1/2 Cutting Diameter (DC)

- STEELS
- STAINLESS STEELS
- CAST IRON
- HIGH TEMP ALLOYS
- TITANIUM
- HARDENED STEELS
- NON-FERROUS
- PLASTICS/COMPOSITES

For patent information visit www.ksptpatents.com

2 Flute Square End Stub

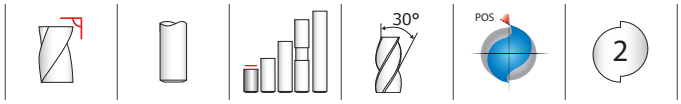

TOLERANCES (inch)

DC = +0.0000/–0.0020
DCON = h_6

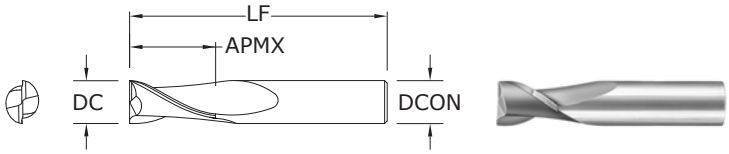

17
FRACTIONAL SERIES

inch				EDP NO.			
CUTTING DIAMETER DC	LENGTH OF CUT APMX	OVERALL LENGTH LF	SHANK DIAMETER DCON	UNCOATED	Ti-NAMITE (TiN)	Ti-NAMITE-C (TiCN)	Ti-NAMITE-A (AlTiN)
1/16	1/8	1-1/2	1/8	31701	31750	31303	31358
3/32	3/16	1-1/2	1/8	31703	31751	31304	31359
1/8	1/4	1-1/2	1/8	31705	31752	31305	31360
5/32	5/16	2	3/16	31707	31753	31306	31361
3/16	3/8	2	3/16	31709	31754	31307	31362
7/32	7/16	2	1/4	31711	31755	31308	31363
1/4	1/2	2	1/4	31713	31756	31309	31364
5/16	1/2	2	5/16	31715	31757	31310	31365
3/8	5/8	2	3/8	31717	31758	31311	31366
7/16	5/8	2-1/2	7/16	31719	31759	31312	31367
1/2	5/8	2-1/2	1/2	31721	31760	31313	31368
5/8	3/4	3	5/8	31723	31761	31314	31369
3/4	1	3	3/4	31725	31762	31315	31370

- STEELS
- STAINLESS STEELS
- CAST IRON
- HIGH TEMP ALLOYS
- TITANIUM
- HARDENED STEELS
- NON-FERROUS
- PLASTICS/COMPOSITES

For patent information visit www.ksptpatents.com

TOLERANCES (mm)

DC = +0,000/–0,050
DCON = h_6

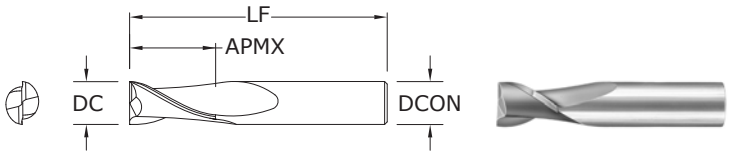

17M
METRIC SERIES

mm				EDP NO.			
CUTTING DIAMETER DC	LENGTH OF CUT APMX	OVERALL LENGTH LF	SHANK DIAMETER DCON	UNCOATED	Ti-NAMITE (TiN)	Ti-NAMITE-C (TiCN)	Ti-NAMITE-A (AlTiN)
1,0	2,0	38,0	3,0	41705	49262	49283	49304
1,5	3,0	38,0	3,0	41709	49263	49284	49305
2,0	4,0	38,0	3,0	41713	49264	49285	49306
2,5	5,0	38,0	3,0	41717	49265	49286	49307
3,0	6,0	38,0	3,0	41721	49266	49287	49308
3,5	7,0	50,0	4,0	41725	49267	49288	49309
4,0	8,0	50,0	4,0	41729	49268	49289	49310
4,5	9,5	50,0	4,5	41733	49269	49290	49311
5,0	10,0	50,0	5,0	41737	49270	49291	49312
6,0	12,0	50,0	6,0	41741	49271	49292	49313
7,0	12,0	50,0	8,0	41745	49272	49293	49314
8,0	12,0	50,0	8,0	41749	49273	49294	49315
9,0	14,0	50,0	9,0	41753	49274	49295	49316
10,0	16,0	50,0	10,0	41757	49275	49296	49317
11,0	19,0	63,0	12,0	41761	49276	49297	49318
12,0	19,0	63,0	12,0	41765	49277	49298	49319

- STEELS
- STAINLESS STEELS
- CAST IRON
- HIGH TEMP ALLOYS
- TITANIUM
- HARDENED STEELS
- NON-FERROUS
- PLASTICS/COMPOSITES

For patent information visit www.ksptpatents.com

2 Flute High Shear

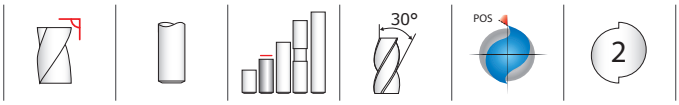

52
FRACTIONAL SERIES

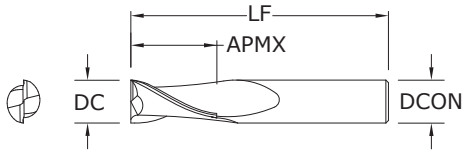

TOLERANCES (inch)
DC = +0.0000/–0.0020
DCON = h_6

NON-FERROUS

PLASTICS/COMPOSITES

For patent information visit www.ksptpatents.com

inch				EDP NO.	
CUTTING DIAMETER DC	LENGTH OF CUT APMX	OVERALL LENGTH LF	SHANK DIAMETER DCON	UNCOATED	Ti-NAMITE-C (TiCN)
1/16	3/16	1-1/2	1/8	35273	35300
3/32	3/8	1-1/2	1/8	35275	35301
1/8	7/16	1-1/2	1/8	35277	35302
5/32	9/16	2	3/16	35278	35303
3/16	9/16	2	3/16	35279	35304
7/32	5/8	2-1/2	1/4	35280	35305
1/4	3/4	2-1/2	1/4	35281	35306
9/32	3/4	2-1/2	5/16	35282	35307
5/16	13/16	2-1/2	5/16	35283	35308
3/8	7/8	2-1/2	3/8	35285	35309
7/16	1	2-3/4	7/16	35287	35310
1/2	1	3	1/2	35289	35311
9/16	1-1/8	3-1/2	9/16	35291	35312
5/8	1-1/4	3-1/2	5/8	35293	35313
3/4	1-1/2	4	3/4	35295	35314
1	1-1/2	4	1	35297	35315

52M
METRIC SERIES

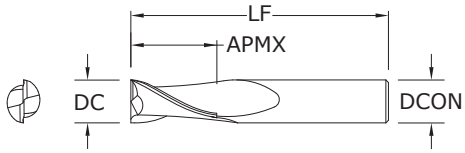

TOLERANCES (mm)
DC = +0,000/–0,050
DCON = h_6

NON-FERROUS

PLASTICS/COMPOSITES

For patent information visit www.ksptpatents.com

mm				EDP NO.	
CUTTING DIAMETER DC	LENGTH OF CUT APMX	OVERALL LENGTH LF	SHANK DIAMETER DCON	UNCOATED	Ti-NAMITE-C (TiCN)
3,0	7,0	38,0	3,0	45277	49829
3,5	7,0	57,0	6,0	45279	49830
4,0	8,0	57,0	6,0	45281	49831
4,5	8,0	57,0	6,0	45283	49832
5,0	10,0	57,0	6,0	45285	49833
6,0	10,0	57,0	6,0	45287	49834
8,0	16,0	63,0	8,0	45289	49835
10,0	19,0	72,0	10,0	45291	49836
12,0	22,0	83,0	12,0	45293	49837
14,0	22,0	83,0	14,0	45295	49838
16,0	26,0	92,0	16,0	45297	49839
20,0	32,0	104,0	20,0	45299	49840

2 Flute Square End Long Reach

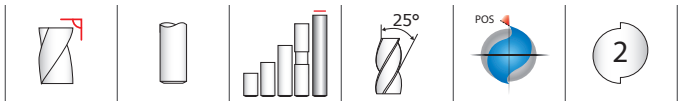

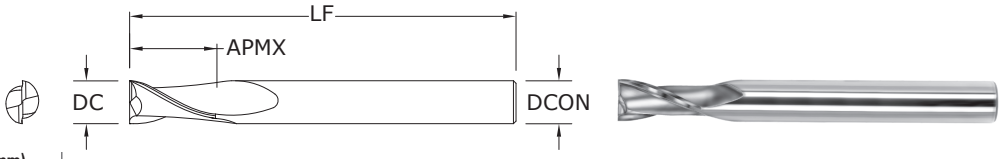

TOLERANCES (mm)

DC = +0,000/–0,050
DCON = h_6

59
FRACTIONAL SERIES

inch				EDP NO.		
CUTTING DIAMETER DC	LENGTH OF CUT APMX	OVERALL LENGTH LF	SHANK DIAMETER DCON	Ti-NAMITE (TiN)	Ti-NAMITE-C (TiCN)	Ti-NAMITE-A (AlTiN)
1/8	3/8	2-1/2	1/4	32280	32260	32270
3/16	9/16	3	1/4	32281	32261	32271
1/4	5/8	3-1/2	1/4	32282	32262	32272
5/16	11/16	4	5/16	32283	32263	32273
3/8	7/8	4	3/8	32284	32264	32274
1/2	1	4-1/2	1/2	32285	32265	32275
5/8	1-1/8	5	5/8	32286	32266	32276
3/4	1-3/8	5-1/4	3/4	32287	32267	32277

Neck Option Available

- STEELS
- STAINLESS STEELS
- CAST IRON
- HIGH TEMP ALLOYS
- TITANIUM
- HARDENED STEELS
- NON-FERROUS
- PLASTICS/COMPOSITES

For patent information visit www.ksptpatents.com

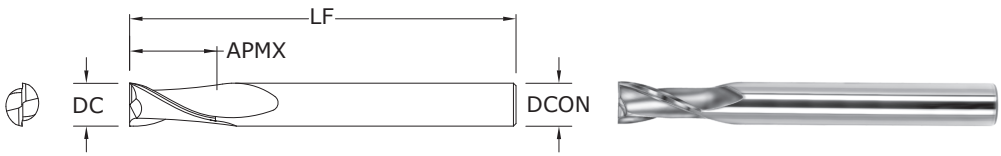

TOLERANCES (mm)

DC = +0,000/–0,050
DCON = h_6

59M
METRIC SERIES

mm				EDP NO.			
CUTTING DIAMETER DC	LENGTH OF CUT APMX	OVERALL LENGTH LF	SHANK DIAMETER DCON	UNCOATED	Ti-NAMITE (TiN)	Ti-NAMITE-C (TiCN)	Ti-NAMITE-A (AlTiN)
3,0	9,0	60,0	6,0	43910	43920	43930	43950
4,0	12,0	70,0	6,0	43911	43921	43931	43951
6,0	15,0	80,0	6,0	43912	43922	43932	43952
8,0	20,0	89,0	8,0	43913	43923	43933	43953
10,0	25,0	100,0	10,0	43914	43924	43934	43954
12,0	30,0	110,0	12,0	43915	43925	43935	43955
14,0	35,0	120,0	16,0	43916	43926	43936	43956
16,0	40,0	120,0	16,0	43917	43927	43937	43957
18,0	40,0	130,0	20,0	43918	43928	43938	43958
20,0	45,0	130,0	20,0	43919	43929	43939	43959

Neck Option Available

- STEELS
- STAINLESS STEELS
- CAST IRON
- HIGH TEMP ALLOYS
- TITANIUM
- HARDENED STEELS
- NON-FERROUS
- PLASTICS/COMPOSITES

For patent information visit www.ksptpatents.com

2 Flute Ball End Long Reach

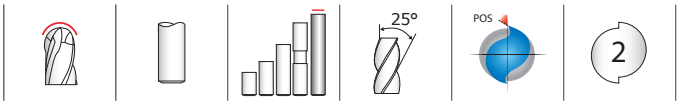

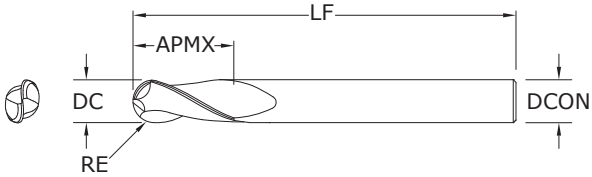

59B
FRACTIONAL SERIES

TOLERANCES (inch)

DC = –0.0000/–0.0020
DCON = h_6
RE = +0.0000/–0.0010

- STEELS
- STAINLESS STEELS
- CAST IRON
- HIGH TEMP ALLOYS
- TITANIUM
- HARDENED STEELS
- NON-FERROUS
- PLASTICS/COMPOSITES

For patent information visit www.ksptpatents.com

inch				EDP NO.		
CUTTING DIAMETER DC	LENGTH OF CUT APMX	OVERALL LENGTH LF	SHANK DIAMETER DCON	Ti-NAMITE (TiN)	Ti-NAMITE-C (TiCN)	Ti-NAMITE-A (AlTiN)
1/8	3/8	2-1/2	1/4	32210	32290	32200
3/16	9/16	3	1/4	32211	32291	32201
1/4	5/8	3-1/2	1/4	32212	32292	32202
5/16	11/16	4	5/16	32213	32293	32203
3/8	7/8	4	3/8	32214	32294	32204
1/2	1	4-1/2	1/2	32215	32295	32205
5/8	1-1/8	5	5/8	32216	32296	32206
3/4	1-3/8	5-1/4	3/4	32217	32297	32207

Neck Option Available
RE = 1/2 Cutting Diameter (DC)

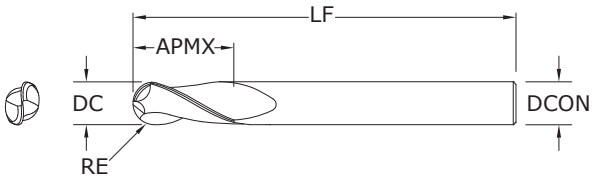

59MB
METRIC SERIES

TOLERANCES (mm)

DC = +0,000/–0,050
DCON = h_6
RE = +0,000/–0,025

- STEELS
- STAINLESS STEELS
- CAST IRON
- HIGH TEMP ALLOYS
- TITANIUM
- HARDENED STEELS
- NON-FERROUS
- PLASTICS/COMPOSITES

For patent information visit www.ksptpatents.com

mm				EDP NO.			
CUTTING DIAMETER DC	LENGTH OF CUT APMX	OVERALL LENGTH LF	SHANK DIAMETER DCON	UNCOATED	Ti-NAMITE (TiN)	Ti-NAMITE-C (TiCN)	Ti-NAMITE-A (AlTiN)
3,0	9,0	60,0	6,0	43900	49622	49632	49642
4,0	12,0	70,0	6,0	43901	49623	49633	49643
6,0	15,0	80,0	6,0	43902	49624	49634	49644
8,0	20,0	89,0	8,0	43903	49625	49635	49645
10,0	25,0	100,0	10,0	43904	49626	49636	49646
12,0	30,0	110,0	12,0	43905	49627	49637	49647
14,0	35,0	120,0	16,0	43906	49628	49638	49648
16,0	40,0	120,0	16,0	43907	49629	49639	49649
18,0	40,0	130,0	20,0	43908	49630	49640	49650
20,0	45,0	130,0	20,0	43909	49631	49641	49651

Neck Option Available
RE = 1/2 Cutting Diameter (DC)

3 Flute Square End

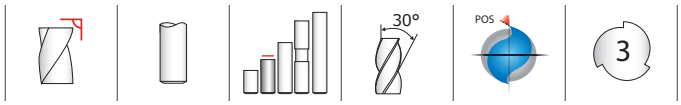

TOLERANCES (inch)

DC = –0.0000/–0.0020
DCON = h_6

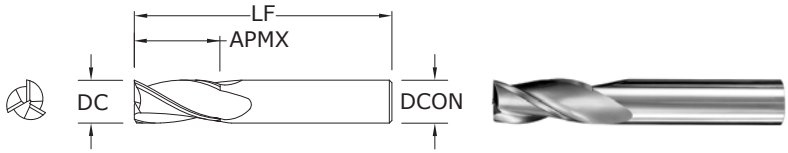

5
FRACTIONAL SERIES

inch				EDP NO.			
CUTTING DIAMETER DC	LENGTH OF CUT APMX	OVERALL LENGTH LF	SHANK DIAMETER DCON	UNCOATED	Ti-NAMITE (TiN)	Ti-NAMITE-C (TiCN)	Ti-NAMITE-A (AlTiN)
1/64	1/32	1-1/2	1/8	30501	39701	30771	30811
1/32	5/64	1-1/2	1/8	30503	39703	30772	30812
3/64	7/64	1-1/2	1/8	30505	39705	30773	30813
1/16	3/16	1-1/2	1/8	30507	39707	30774	30814
5/64	3/16	1-1/2	1/8	30509	39709	30775	30815
3/32	9/32	1-1/2	1/8	30511	39711	30776	30816
7/64	3/8	1-1/2	1/8	30513	39713	30777	30817
1/8	3/8	1-1/2	1/8	30577	39777	30809	30849
*1/8	1/2	1-1/2	1/8	30515	39715	30778	30818
9/64	1/2	2	3/16	30517	39717	30779	30819
5/32	1/2	2	3/16	30519	39719	30780	30820
11/64	5/8	2	3/16	30521	39721	30781	30821
*3/16	5/8	2	3/16	30523	39723	30782	30822
13/64	5/8	2-1/2	1/4	30525	39725	30783	30823
7/32	5/8	2-1/2	1/4	30527	39727	30784	30824
15/64	3/4	2-1/2	1/4	30529	39729	30785	30825
*1/4	3/4	2-1/2	1/4	30531	39731	30786	30826
17/64	3/4	2-1/2	5/16	30533	39733	30787	30827
9/32	3/4	2-1/2	5/16	30535	39735	30788	30828
19/64	13/16	2-1/2	5/16	30537	39737	30789	30829
*5/16	13/16	2-1/2	5/16	30539	39739	30790	30830
21/64	1	2-1/2	3/8	30541	39741	30791	30831
11/32	1	2-1/2	3/8	30543	39743	30792	30832
23/64	1	2-1/2	3/8	30545	39745	30793	30833
*3/8	1	2-1/2	3/8	30547	39747	30794	30834
25/64	1	2-3/4	7/16	30549	39749	30795	30835
13/32	1	2-3/4	7/16	30551	39751	30796	30836
27/64	1	2-3/4	7/16	30553	39753	30797	30837
7/16	1	2-3/4	7/16	30555	39755	30798	30838
29/64	1	3	1/2	30557	39757	30799	30839
15/32	1	3	1/2	30559	39759	30800	30840
31/64	1	3	1/2	30561	39761	30801	30841
*1/2	1	3	1/2	30563	39763	30802	30842
9/16	1-1/8	3-1/2	9/16	30565	39765	30803	30843
5/8	1-1/4	3-1/2	5/8	30567	39767	30804	30844
11/16	1-3/8	4	3/4	30569	39769	30805	30845
3/4	1-1/2	4	3/4	30571	39771	30806	30846
7/8	1-1/2	4	7/8	30573	39773	30807	30847
1	1-1/2	4	1	30575	39775	30808	30848
*Series 5 Set				30589	39789	30810	30850

- STEELS
- STAINLESS STEELS
- CAST IRON
- HIGH TEMP ALLOYS
- TITANIUM
- HARDENED STEELS
- NON-FERROUS
- PLASTICS/COMPOSITES

For patent information visit www.ksptpatents.com

3 Flute Square End

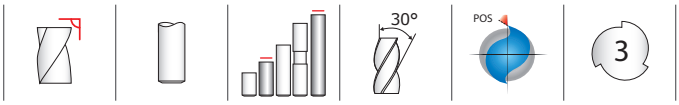

5M• 5XLM

METRIC SERIES

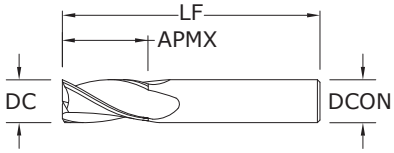

TOLERANCES (mm)

DC = +0,000/–0,050

DCON = h_6

mm				EDP NO.				SERIES
CUTTING DIAMETER DC	LENGTH OF CUT APMX	OVERALL LENGTH LF	SHANK DIAMETER DCON	UNCOATED	Ti-NAMITE (TiN)	Ti-NAMITE-C (TiCN)	Ti-NAMITE-A (AlTiN)	
1,0	4,0	38,0	3,0	40505	48756	48778	48799	5M
1,5	4,5	38,0	3,0	40509	48757	48779	48800	5M
2,0	6,3	38,0	3,0	40513	48758	48780	48801	5M
2,5	9,5	38,0	3,0	40517	48759	48781	48802	5M
3,0	12,0	38,0	3,0	40521	48760	48782	48803	5M
3,0	25,0	75,0	3,0	43501	49466	49479	49492	5XLM
3,5	12,0	50,0	4,0	40525	48761	48783	48804	5M
4,0	14,0	50,0	4,0	40529	48762	48784	48805	5M
4,0	25,0	75,0	4,0	43503	49467	49480	49493	5XLM
4,5	16,0	50,0	6,0	40533	48763	48785	48806	5M
5,0	16,0	50,0	6,0	40537	48764	48786	48807	5M
5,0	25,0	75,0	5,0	43507	49469	49482	49495	5XLM
6,0	19,0	50,0	6,0	40541	48765	48787	48808	5M
6,0	25,0	75,0	6,0	43505	49468	49481	49494	5XLM
7,0	19,0	63,0	8,0	40545	48766	48788	48809	5M
8,0	20,0	63,0	8,0	40549	48767	48789	48810	5M
8,0	25,0	75,0	8,0	43515	49470	49483	49496	5XLM
9,0	22,0	75,0	10,0	40553	48768	48790	48811	5M
10,0	22,0	75,0	10,0	40557	48769	48791	48812	5M
10,0	38,0	100,0	10,0	43525	49471	49484	49497	5XLM
11,0	25,0	75,0	12,0	40561	48770	48792	48813	5M
12,0	25,0	75,0	12,0	40565	48771	48793	48814	5M
12,0	50,0	100,0	12,0	43535	49472	49485	49498	5XLM
12,0	75,0	150,0	12,0	43545	49473	49486	49499	5XLM
14,0	32,0	89,0	14,0	40569	48772	48794	48815	5M
14,0	75,0	150,0	14,0	43555	49474	49487	49500	5XLM
16,0	32,0	89,0	16,0	40573	48773	48795	48816	5M
16,0	75,0	150,0	16,0	43565	49475	49488	49501	5XLM
18,0	38,0	100,0	18,0	40577	48774	48796	48817	5M
18,0	75,0	150,0	18,0	43575	49476	49489	49502	5XLM
20,0	38,0	100,0	20,0	40581	48775	48797	48818	5M
20,0	75,0	150,0	20,0	43585	49477	49490	49503	5XLM
25,0	38,0	100,0	25,0	40585	48776	48798	48819	5M
25,0	75,0	150,0	25,0	43595	49478	49491	49504	5XLM

- STEELS
- STAINLESS STEELS
- CAST IRON
- HIGH TEMP ALLOYS
- TITANIUM
- HARDENED STEELS
- NON-FERROUS
- PLASTICS/COMPOSITES

For patent information visit www.ksptpatents.com

3 Flute Ball End

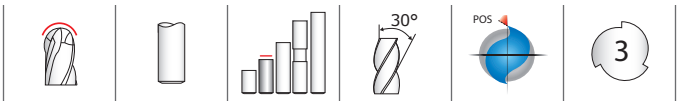

TOLERANCES (inch)

DC = –0.0000/–0.0020
DCON = h_6
RE = +0.0000/–0.0010

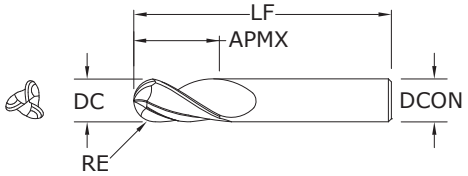

5B
FRACTIONAL SERIES

inch				EDP NO.			
CUTTING DIAMETER DC	LENGTH OF CUT APMX	OVERALL LENGTH LF	SHANK DIAMETER DCON	UNCOATED	Ti-NAMITE (TiN)	Ti-NAMITE-C (TiCN)	Ti-NAMITE-A (AlTiN)
1/64	1/32	1-1/2	1/8	30502	30851	30602	31130
1/32	5/64	1-1/2	1/8	30504	30852	30604	31131
3/64	7/64	1-1/2	1/8	30506	30853	30606	31132
1/16	3/16	1-1/2	1/8	30508	30854	30608	31133
5/64	3/16	1-1/2	1/8	30510	30855	30610	31134
3/32	9/32	1-1/2	1/8	30512	30856	30612	31135
7/64	3/8	1-1/2	1/8	30514	30857	30902	31136
1/8	3/8	1-1/2	1/8	30578	30889	30943	31168
*1/8	1/2	1-1/2	1/8	30516	30858	30904	31137
9/64	1/2	2	3/16	30518	30859	30906	31138
5/32	1/2	2	3/16	30520	30860	30908	31139
11/64	5/8	2	3/16	30522	30861	30910	31140
*3/16	5/8	2	3/16	30524	30862	30912	31141
13/64	5/8	2-1/2	1/4	30526	30863	30914	31142
7/32	5/8	2-1/2	1/4	30528	30864	30916	31143
15/64	3/4	2-1/2	1/4	30530	30865	30918	31144
*1/4	3/4	2-1/2	1/4	30532	30866	30920	31145
17/64	3/4	2-1/2	5/16	30534	30867	30921	31146
9/32	3/4	2-1/2	5/16	30536	30868	30922	31147
19/64	13/16	2-1/2	5/16	30538	30869	30923	31148
*5/16	13/16	2-1/2	5/16	30540	30870	30924	31149
21/64	1	2-1/2	3/8	30542	30871	30925	31150
11/32	1	2-1/2	3/8	30544	30872	30926	31151
23/64	1	2-1/2	3/8	30546	30873	30927	31152
*3/8	1	2-1/2	3/8	30548	30874	30928	31153
25/64	1	2-3/4	7/16	30550	30875	30929	31154
13/32	1	2-3/4	7/16	30552	30876	30930	31155
27/64	1	2-3/4	7/16	30554	30877	30931	31156
7/16	1	2-3/4	7/16	30556	30878	30932	31157
29/64	1	3	1/2	30558	30879	30933	31158
15/32	1	3	1/2	30560	30880	30934	31159
31/64	1	3	1/2	30562	30881	30935	31160
*1/2	1	3	1/2	30564	30882	30936	31161
9/16	1-1/8	3-1/2	9/16	30566	30883	30937	31162
5/8	1-1/4	3-1/2	5/8	30568	30884	30938	31163
11/16	1-3/8	4	3/4	30570	30885	30939	31164
3/4	1-1/2	4	3/4	30572	30886	30940	31165
7/8	1-1/2	4	7/8	30574	30887	30941	31166
1	1-1/2	4	1	30576	30888	30942	31167
*Series 5B Set				30590	30900	30944	31169

RE = 1/2 Cutting Diameter (DC)

- STEELS
- STAINLESS STEELS
- CAST IRON
- HIGH TEMP ALLOYS
- TITANIUM
- HARDENED STEELS
- NON-FERROUS
- PLASTICS/COMPOSITES

For patent information visit www.ksptpatents.com

3 Flute Ball End

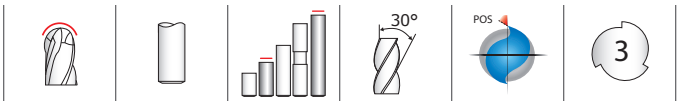

5MB • 5XLMB

METRIC SERIES

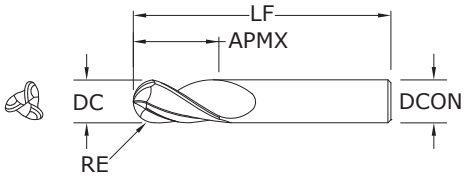

TOLERANCES (mm)

DC = +0,000/–0,050
DCON = h_6
RE = +0,000/–0,025

mm				EDP NO.				SERIES
CUTTING DIAMETER DC	LENGTH OF CUT APMX	OVERALL LENGTH LF	SHANK DIAMETER DCON	UNCOATED	Ti-NAMITE (TiN)	Ti-NAMITE-C (TiCN)	Ti-NAMITE-A (AlTiN)	
1,0	4,0	38,0	3,0	40506	48820	48842	48863	5MB
1,5	4,5	38,0	3,0	40510	48821	48843	48864	5MB
2,0	6,3	38,0	3,0	40514	48822	48844	48865	5MB
2,5	9,5	38,0	3,0	40518	48823	48845	48866	5MB
3,0	12,0	38,0	3,0	40522	48824	48846	48867	5MB
3,0	25,0	75,0	3,0	43502	49583	49596	49609	5XLMB
3,5	12,0	50,0	4,0	40526	48825	48847	48868	5MB
4,0	14,0	50,0	4,0	40530	48826	48848	48869	5MB
4,0	25,0	75,0	4,0	43504	49584	49597	49610	5XLMB
4,5	16,0	50,0	6,0	40534	48827	48849	48870	5MB
5,0	16,0	50,0	6,0	40538	48828	48850	48871	5MB
5,0	25,0	75,0	5,0	43508	49586	49599	49612	5XLMB
6,0	19,0	50,0	6,0	40542	48829	48851	48872	5MB
6,0	25,0	75,0	6,0	43506	49585	49598	49611	5XLMB
7,0	19,0	63,0	8,0	40546	48830	48852	48873	5MB
8,0	20,0	63,0	8,0	40550	48831	48853	48874	5MB
8,0	25,0	75,0	8,0	43516	49587	49600	49613	5XLMB
9,0	22,0	75,0	10,0	40554	48832	48854	48875	5MB
10,0	22,0	75,0	10,0	40558	48833	48855	48876	5MB
10,0	38,0	100,0	10,0	43526	49588	49601	49614	5XLMB
11,0	25,0	75,0	12,0	40562	48834	48856	48877	5MB
12,0	25,0	75,0	12,0	40566	48835	48857	48878	5MB
12,0	50,0	100,0	12,0	43536	49589	49602	49615	5XLMB
12,0	75,0	150,0	12,0	43546	49590	49603	49616	5XLMB
14,0	32,0	89,0	14,0	40570	48836	48858	48879	5MB
14,0	75,0	150,0	14,0	43556	49591	49604	49617	5XLMB
16,0	32,0	89,0	16,0	40574	48837	48859	48880	5MB
16,0	75,0	150,0	16,0	43566	49592	49605	49618	5XLMB
18,0	38,0	100,0	18,0	40578	48838	48860	48881	5MB
18,0	75,0	150,0	18,0	43576	49593	49606	49619	5XLMB
20,0	38,0	100,0	20,0	40582	48839	48861	48882	5MB
20,0	75,0	150,0	20,0	43586	49594	49607	49620	5XLMB
25,0	38,0	100,0	25,0	40586	48840	48862	48883	5MB
25,0	75,0	150,0	25,0	43596	49595	49608	49621	5XLMB

RE = 1/2 Cutting Diameter (DC)

- STEELS
- STAINLESS STEELS
- CAST IRON
- HIGH TEMP ALLOYS
- TITANIUM
- HARDENED STEELS
- NON-FERROUS
- PLASTICS/COMPOSITES

For patent information visit www.ksptpatents.com

Tapered Square End

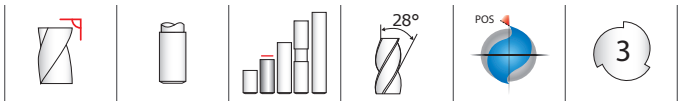

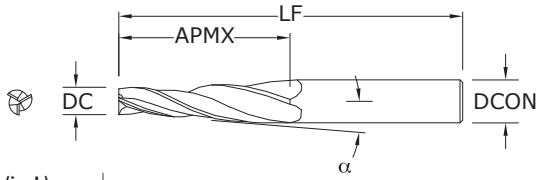

TOLERANCES (inch)

DC = –0.0000/–0.0020
DCON = h_6

23
FRACTIONAL SERIES

inch					EDP NO.			
SHANK DIAMETER DCON	CENTER LINE ANGLE α	SMALL DIAMETER DC	LENGTH OF CUT APMX	OVERALL LENGTH LF	UNCOATED	Ti-NAMITE (TiN)	Ti-NAMITE-C (TiCN)	Ti-NAMITE-A (AlTiN)
1/4	1°	1/8	1-1/2	3	32301	32370	32302	32345
1/4	1°30'	1/8	1-1/2	3	32303	32371	32304	32346
1/4	2°	1/8	1-1/4	3	32305	32372	32306	32347
1/4	3°	1/8	1	3	32307	32373	32308	32348
1/4	5°	1/8	3/4	3	32309	32374	32310	32349
1/4	7°	1/8	1/2	3	32311	32375	32312	32350
1/4	10°	3/32	1/2	3	32313	32376	32314	32351
3/8	1°	3/16	1-3/4	3-1/2	32315	32377	32316	32352
3/8	1°30'	3/16	1-3/4	3-1/2	32317	32378	32318	32353
3/8	2°	3/16	1-3/4	3-1/2	32319	32379	32320	32354
3/8	3°	5/32	1-3/4	3-1/2	32321	32380	32322	32355
3/8	5°	1/8	1-1/2	3-1/2	32323	32381	32324	32356
3/8	7°	1/8	1	3-1/2	32325	32382	32326	32357
3/8	10°	1/8	3/4	3-1/2	32327	32383	32328	32358
1/2	1°	1/4	2	4	32329	32384	32330	32359
1/2	2°	1/4	2	4	32333	32385	32334	32360
1/2	3°	1/4	2	4	32335	32386	32336	32361
1/2	5°	1/4	1-1/4	4	32337	32387	32338	32362
1/2	7°	3/16	1-1/4	4	32339	32388	32340	32363
1/2	10°	1/8	1	4	32341	32389	32342	32364

- STEELS
- STAINLESS STEELS
- CAST IRON
- HIGH TEMP ALLOYS
- TITANIUM
- HARDENED STEELS
- NON-FERROUS
- PLASTICS/COMPOSITES

For patent information visit www.ksptpatents.com

FRACTIONAL

Tapered Ball End

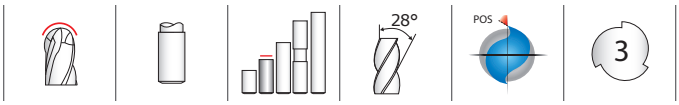

24
FRACTIONAL SERIES

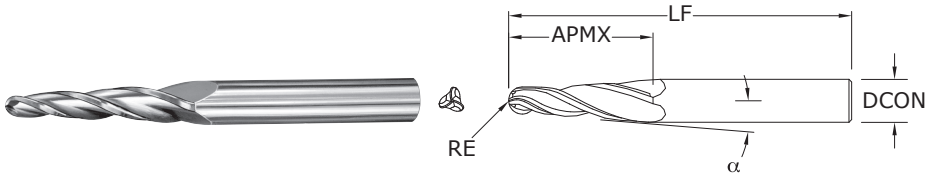

TOLERANCES (inch)

DCON = h_6

RE = +0.0000/–0.0010

inch					EDP NO.			
SHANK DIAMETER DCON	CENTER LINE ANGLE α	RADIUS RE	LENGTH OF CUT APMX	OVERALL LENGTH LF	UNCOATED	Ti-NAMITE (TiN)	Ti-NAMITE-C (TiCN)	Ti-NAMITE-A (AlTiN)
1/4	1°	.062	1-1/2	3	32402	32403	32445	32470
1/4	1°30'	.062	1-1/2	3	32404	32405	32446	32471
1/4	2°	.062	1-1/4	3	32406	32407	32447	32472
1/4	3°	.062	1	3	32408	32409	32448	32473
1/4	5°	.062	3/4	3	32410	32411	32449	32474
1/4	7°	.062	1/2	3	32412	32413	32450	32475
1/4	10°	.047	1/2	3	32414	32415	32451	32476
3/8	1°	.093	1-3/4	3-1/2	32416	32417	32452	32477
3/8	1°30'	.093	1-3/4	3-1/2	32418	32419	32453	32478
3/8	2°	.093	1-3/4	3-1/2	32420	32421	32454	32479
3/8	3°	.078	1-3/4	3-1/2	32422	32423	32455	32480
3/8	5°	.062	1-1/2	3-1/2	32424	32425	32456	32481
3/8	7°	.062	1	3-1/2	32426	32427	32457	32482
3/8	10°	.062	3/4	3-1/2	32428	32429	32458	32483
1/2	1°	.125	2	4	32430	32431	32459	32484
1/2	2°	.125	2	4	32434	32435	32460	32485
1/2	3°	.125	2	4	32436	32437	32461	32486
1/2	5°	.125	1-1/4	4	32438	32439	32462	32487
1/2	7°	.093	1-1/4	4	32440	32441	32463	32488
1/2	10°	.062	1	4	32442	32443	32464	32489

- STEELS
- STAINLESS STEELS
- CAST IRON
- HIGH TEMP ALLOYS
- TITANIUM
- HARDENED STEELS
- NON-FERROUS
- PLASTICS/COMPOSITES

For patent information visit www.ksptpatents.com

4 Flute Square End • 4 Flute Corner Radius

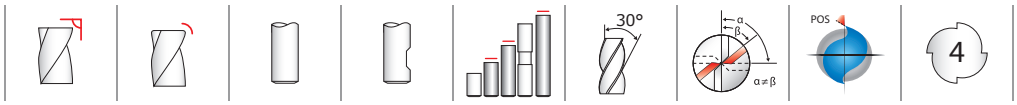

TOLERANCES (inch)

DC = +0.0000/–0.0020
1CR DC = –0.0010/–0.0020
DCON = h_6
RE = +0.000/–0.002

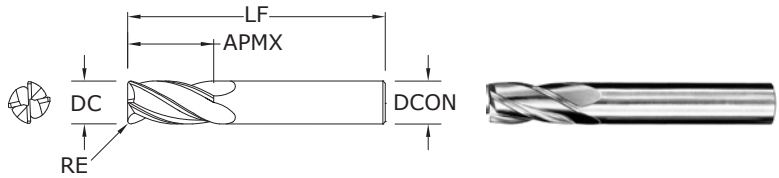

1 • 1L • 1EL • 1CR

FRACTIONAL SERIES

inch					EDP NO.							SERIES
CUTTING DIAMETER DC	LENGTH OF CUT APMX	OVERALL LENGTH LF	SHANK DIAMETER DCON	CORNER RADIUS RE	UNCOATED	UNCOATED W/ FLAT	Ti-NAMITE (TiN)	Ti-NAMITE-C (TiCN)	Ti-NAMITE-A (AlTiN)	Ti-NAMITE-A (AlTiN) W/FLAT	Di-NAMITE® (Diamond)	
1/64	1/32	1-1/2	1/8	–	30101	–	39101	39001	30191	–	–	1
1/32	5/64	1-1/2	1/8	–	30103	–	39103	39003	30192	–	–	1
3/64	7/64	1-1/2	1/8	–	30105	–	39105	39005	30193	–	–	1
1/16	3/16	1-1/2	1/8	–	30107	–	39107	39007	30194	–	91268	1
5/64	3/16	1-1/2	1/8	–	30109	–	39109	39009	30195	–	–	1
3/32	9/32	1-1/2	1/8	–	30111	–	39111	39011	30196	–	–	1
7/64	3/8	1-1/2	1/8	–	30113	–	39113	39013	30197	–	–	1
1/8	3/8	1-1/2	1/8	–	30177	–	39177	39077	30029	–	–	1
*1/8	1/2	1-1/2	1/8	–	30115	–	39115	39015	30198	–	91272	1
**1/8	1/2	1-1/2	1/8	.015	38001	38002	38115	38157	–	–	–	1CR
**1/8	1/2	1-1/2	1/8	.020	38003	38004	38116	38158	–	–	–	1CR
1/8	3/4	2-1/4	1/8	–	33141	–	31727	31737	31747	–	–	1L
1/8	1	3	1/8	–	33143	–	31860	31870	31880	–	–	1EL
9/64	1/2	2	3/16	–	30117	–	39117	39017	30199	–	–	1
5/32	1/2	2	3/16	–	30119	–	39119	39019	30000	–	–	1
11/64	5/8	2	3/16	–	30121	–	39121	39021	30001	–	–	1
*3/16	5/8	2	3/16	–	30123	–	39123	39023	30002	–	91276	1
**3/16	5/8	2	3/16	.015	38009	38010	38117	38159	–	–	–	1CR
**3/16	5/8	2	3/16	.020	38011	38012	38118	38160	–	–	–	1CR
**3/16	5/8	2	3/16	.030	38013	38014	38119	38161	–	–	–	1CR
3/16	3/4	2-1/2	3/16	–	33101	–	31728	31738	31748	–	–	1L
3/16	1-1/8	3	3/16	–	33121	–	31861	31871	31881	–	–	1EL
13/64	5/8	2-1/2	1/4	–	30125	–	39125	39025	30003	–	–	1
7/32	5/8	2-1/2	1/4	–	30127	–	39127	39027	30004	–	–	1
15/64	3/4	2-1/2	1/4	–	30129	–	39129	39029	30005	–	–	1
*1/4	3/4	2-1/2	1/4	–	30131	30300	39131	39031	30006	–	91280	1
**1/4	3/4	2-1/2	1/4	.015	38019	38020	38120	38162	–	–	–	1CR
**1/4	3/4	2-1/2	1/4	.020	38021	38022	38121	38163	–	–	–	1CR
**1/4	3/4	2-1/2	1/4	.030	38023	38024	38122	38164	–	–	–	1CR
**1/4	3/4	2-1/2	1/4	.045	38025	38026	38123	38165	–	–	–	1CR

continued on next page

- STEELS
- STAINLESS STEELS
- CAST IRON
- HIGH TEMP ALLOYS
- TITANIUM
- HARDENED STEELS
- NON-FERROUS
- PLASTICS/COMPOSITES

For patent information visit www.ksptpatents.com

4 Flute Square End • 4 Flute Corner Radius

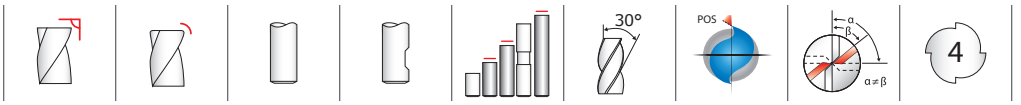

1 • 1L • 1EL • 1CR

FRACTIONAL SERIES

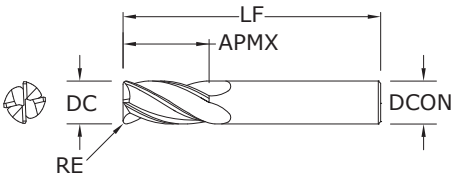

TOLERANCES (inch)

DC = +0.0000/–0.0020
1CR DC = –0.0010/–0.0020
DCON = h_6
RE = +0.000/–0.002

CONTINUED

- STEELS
- STAINLESS STEELS
- CAST IRON
- HIGH TEMP ALLOYS
- TITANIUM
- HARDENED STEELS
- NON-FERROUS
- PLASTICS/COMPOSITES

For patent information visit www.ksptpatents.com

inch					EDP NO.							SERIES
CUTTING DIAMETER DC	LENGTH OF CUT APMX	OVERALL LENGTH LF	SHANK DIAMETER DCON	CORNER RADIUS RE	UNCOATED	UNCOATED W/ FLAT	Ti-NAMITE (TiN)	Ti-NAMITE-C (TiCN)	Ti-NAMITE-A (AlTiN)	Ti-NAMITE-A (AlTiN) W/FLAT	Di-NAMITE® (Diamond)	
1/4	1-1/8	3	1/4	–	33103	–	31729	31739	31749	–	–	1L
1/4	1-1/2	4	1/4	–	33123	–	31862	31872	31882	–	–	1EL
17/64	3/4	2-1/2	5/16	–	30133	–	39133	39033	30007	–	–	1
9/32	3/4	2-1/2	5/16	–	30135	–	39135	39035	30008	–	–	1
19/64	13/16	2-1/2	5/16	–	30137	–	39137	39037	30009	–	–	1
*5/16	13/16	2-1/2	5/16	–	30139	–	39139	39039	30010	–	91284	1
**5/16	13/16	2-1/2	5/16	.015	38031	38032	38124	38166	–	–	–	1CR
**5/16	13/16	2-1/2	5/16	.020	38033	38034	38125	38167	–	–	–	1CR
**5/16	13/16	2-1/2	5/16	.030	38035	38036	38126	38168	–	–	–	1CR
**5/16	13/16	2-1/2	5/16	.045	38037	38038	38127	38169	–	–	–	1CR
5/16	1-1/8	3	5/16	–	33105	–	31730	31740	31763	–	–	1L
5/16	1-5/8	4	5/16	–	33125	–	31863	31873	31883	–	–	1EL
21/64	1	2-1/2	3/8	–	30141	–	39141	39041	30011	–	–	1
11/32	1	2-1/2	3/8	–	30143	–	39143	39043	30012	–	–	1
23/64	1	2-1/2	3/8	–	30145	–	39145	39045	30013	–	–	1
*3/8	1	2-1/2	3/8	–	30147	30179	39147	39047	30014	30379	91288	1
3/8	1	2-1/2	3/8	.015	38045	38046	38128	38170	–	–	–	1CR
3/8	1	2-1/2	3/8	.020	38047	38048	38129	38171	–	–	–	1CR
3/8	1	2-1/2	3/8	.030	38049	38050	38130	38172	–	–	–	1CR
3/8	1	2-1/2	3/8	.045	38051	38052	38131	38173	–	–	–	1CR
3/8	1-1/8	3	3/8	–	33107	–	31731	31741	31764	–	–	1L
3/8	1-3/4	4	3/8	–	33127	–	31864	31874	31884	–	–	1EL
25/64	1	2-3/4	7/16	–	30149	–	39149	39049	30015	–	–	1
13/32	1	2-3/4	7/16	–	30151	–	39151	39051	30016	–	–	1
27/64	1	2-3/4	7/16	–	30153	–	39153	39053	30017	–	–	1
7/16	1	2-3/4	7/16	–	30155	–	39155	39055	30018	–	–	1
7/16	2	4-1/2	7/16	–	33109	–	31732	31742	31765	–	–	1L
7/16	3	6	7/16	–	33129	–	31865	31875	31885	–	–	1EL
29/64	1	3	1/2	–	30157	–	39157	39057	30019	–	–	1
15/32	1	3	1/2	–	30159	–	39159	39059	30020	–	–	1

continued on next page

4 Flute Square End • 4 Flute Corner Radius

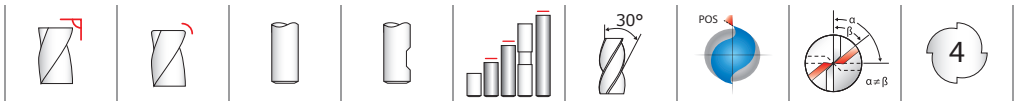

TOLERANCES (inch)

DC = +0.0000/–0.0020
1CR DC = –0.0010/–0.0020
DCON = h_6
RE = +0.000/–0.002

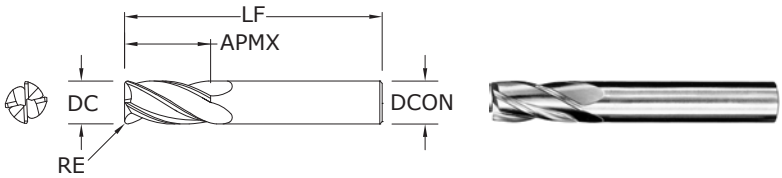

1 • 1L • 1EL • 1CR

FRACTIONAL SERIES

CONTINUED

inch					EDP NO.							SERIES
CUTTING DIAMETER DC	LENGTH OF CUT APMX	OVERALL LENGTH LF	SHANK DIAMETER DCON	CORNER RADIUS RE	UNCOATED	UNCOATED W/ FLAT	Ti-NAMITE (TiN)	Ti-NAMITE-C (TiCN)	Ti-NAMITE-A (AlTiN)	Ti-NAMITE-A (AlTiN) W/FLAT	Di-NAMITE® (Diamond)	
31/64	1	3	1/2	–	30161	–	39161	39061	30021	–	–	1
*1/2	1	3	1/2	–	30163	30180	39163	39063	30022	30380	91292	1
1/2	1	3	1/2	.015	38059	38060	38132	38174	–	–	–	1CR
1/2	1	3	1/2	.020	38061	38062	38133	38175	–	–	–	1CR
1/2	1	3	1/2	.030	38063	38064	38134	38176	–	–	–	1CR
1/2	1	3	1/2	.045	38065	38066	38135	38177	–	–	–	1CR
1/2	1	3	1/2	.060	38067	38068	38136	38178	–	–	–	1CR
1/2	2	4-1/2	1/2	–	33111	–	31733	31743	31766	–	–	1L
1/2	3	6	1/2	–	33131	–	31866	31876	31886	–	–	1EL
9/16	1-1/8	3-1/2	9/16	–	30165	–	39165	39065	30023	–	–	1
5/8	1-1/4	3-1/2	5/8	–	30167	30181	39167	39067	30024	30381	–	1
5/8	1-1/4	3-1/2	5/8	.015	38073	38074	38137	38179	–	–	–	1CR
5/8	1-1/4	3-1/2	5/8	.020	38075	38076	38138	38180	–	–	–	1CR
5/8	1-1/4	3-1/2	5/8	.030	38077	38078	38139	38181	–	–	–	1CR
5/8	1-1/4	3-1/2	5/8	.045	38079	38080	38140	38182	–	–	–	1CR
5/8	1-1/4	3-1/2	5/8	.060	38081	38082	38141	38183	–	–	–	1CR
5/8	1-1/4	3-1/2	5/8	.090	38083	38084	38142	38184	31767	–	–	1L
5/8	3	6	5/8	–	33133	–	31867	31877	31887	–	–	1EL
11/16	1-3/8	4	3/4	–	30169	–	39169	39069	30025	–	–	1
3/4	1-1/2	4	3/4	–	30171	30182	39171	39071	30026	30382	–	1
3/4	1-1/2	4	3/4	.015	38087	38088	38143	38185	–	–	–	1CR
3/4	1-1/2	4	3/4	.020	38089	38090	38144	38186	–	–	–	1CR
3/4	1-1/2	4	3/4	.030	38091	38092	38145	38187	–	–	–	1CR
3/4	1-1/2	4	3/4	.045	38093	38094	38146	38188	–	–	–	1CR
3/4	1-1/2	4	3/4	.060	38095	38096	38147	38189	–	–	–	1CR
3/4	1-1/2	4	3/4	.090	38097	38098	38148	38190	–	–	–	1CR
3/4	1-1/2	4	3/4	.125	38099	38100	38149	38191	–	–	–	1CR
3/4	2-1/4	5	3/4	–	33115	–	31735	31745	31768	–	–	1L
3/4	3	6	3/4	–	33135	–	31868	31878	31888	–	–	1EL
7/8	1-1/2	4	7/8	–	30173	–	39173	39073	30027	–	–	1

continued on next page

- STEELS
- STAINLESS STEELS
- CAST IRON
- HIGH TEMP ALLOYS
- TITANIUM
- HARDENED STEELS
- NON-FERROUS
- PLASTICS/COMPOSITES

For patent information visit www.ksptpatents.com

4 Flute Square End • 4 Flute Corner Radius

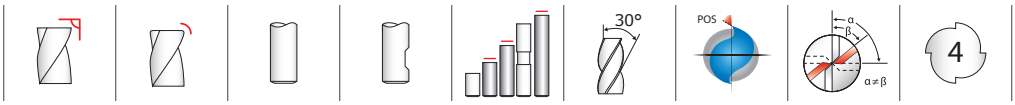

1 • 1L • 1EL • 1CR

FRACTIONAL SERIES

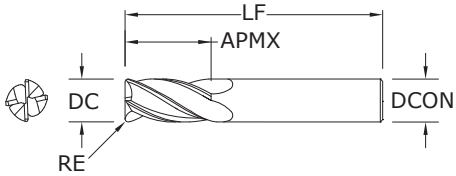

TOLERANCES (inch)

DC	=	+0.0000/–0.0020
1CR DC	=	–0.0010/–0.0020
DCON	=	h_6
RE	=	+0.000/–0.002

CONTINUED

inch					EDP NO.							SERIES
CUTTING DIAMETER DC	LENGTH OF CUT APMX	OVERALL LENGTH LF	SHANK DIAMETER DCON	CORNER RADIUS RE	UNCOATED	UNCOATED W/ FLAT	Ti-NAMITE (TiN)	Ti-NAMITE-C (TiCN)	Ti-NAMITE-A (AlTiN)	Ti-NAMITE-A (AlTiN) W/FLAT	Di-NAMITE® (Diamond)	
1	1-1/2	4	1	–	30175	30183	39175	39075	30028	30383	–	1
1	1-1/2	4	1	.015	38101	38102	38150	38192	–	–	–	1CR
1	1-1/2	4	1	.020	38103	38104	38151	38193	–	–	–	1CR
1	1-1/2	4	1	.030	38105	38106	38152	38194	–	–	–	1CR
1	1-1/2	4	1	.045	38107	38108	38153	38195	–	–	–	1CR
1	1-1/2	4	1	.060	38109	38110	38154	38196	–	–	–	1CR
1	1-1/2	4	1	.090	38111	38112	38155	38197	–	–	–	1CR
1	1-1/2	4	1	.125	38113	38114	38156	38198	–	–	–	1CR
1	2-1/4	5	1	–	33117	–	31736	31746	31769	–	–	1L
1	3	6	1	–	33137	–	31869	31879	31889	–	–	1EL
*Series 1 Set					30189	–	39189	39089	30030	–	–	1

**Without Flat

- STEELS
- STAINLESS STEELS
- CAST IRON
- HIGH TEMP ALLOYS
- TITANIUM
- HARDENED STEELS
- NON-FERROUS
- PLASTICS/COMPOSITES

For patent information visit www.ksptpatents.com

4 Flute Square End • 4 Flute Corner Radius

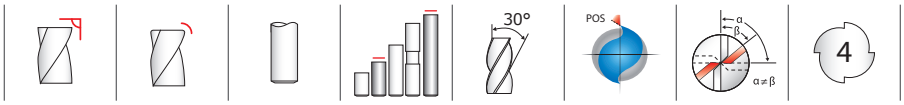

TOLERANCES (mm)

DC = +0,000/–0,050
DCON = h_6
RE = +0,000/–0,050

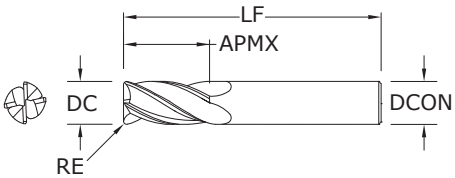

1M • 1XLM • 1MCR

METRIC SERIES

mm					EDP NO.				SERIES
CUTTING DIAMETER DC	LENGTH OF CUT APMX	OVERALL LENGTH LF	CORNER RADIUS RE	SHANK DIAMETER DCON	UNCOATED	Ti-NAMITE (TiN)	Ti-NAMITE-C (TiCN)	Ti-NAMITE-A (AlTiN)	
1,0	4,0	38,0	–	3,0	40105	48500	48522	48543	1M
1,5	4,5	38,0	–	3,0	40109	48501	48523	48544	1M
2,0	6,3	38,0	–	3,0	40113	48502	48524	48545	1M
2,5	9,5	38,0	–	3,0	40117	48503	48525	48546	1M
3,0	12,0	38,0	–	3,0	40121	48504	48526	48547	1M
3,0	25,0	75,0	–	3,0	43101	49388	49401	49414	1XLM
3,5	12,0	50,0	–	4,0	40125	48505	48527	48548	1M
4,0	14,0	50,0	–	4,0	40129	48506	48528	48549	1M
4,0	25,0	75,0	–	4,0	43103	49389	49402	49415	1XLM
4,0	14,0	50,0	0,25	4,0	–	–	–	40000	1MCR
4,0	14,0	50,0	0,50	4,0	–	–	–	40001	1MCR
4,0	14,0	50,0	1,00	4,0	–	–	–	40003	1MCR
4,5	16,0	50,0	–	6,0	40133	48507	48529	48550	1M
5,0	16,0	50,0	0,25	6,0	–	–	–	40004	1MCR
5,0	16,0	50,0	0,50	6,0	–	–	–	40005	1MCR
5,0	16,0	50,0	1,00	6,0	–	–	–	40007	1MCR
5,0	16,0	50,0	–	6,0	40137	48508	48530	48551	1M
5,0	25,0	75,0	–	5,0	43107	49391	49404	49417	1XLM
6,0	19,0	50,0	–	6,0	40141	48509	48531	48552	1M
6,0	25,0	75,0	–	6,0	43105	49390	49403	49416	1XLM
6,0	19,0	50,0	0,25	6,0	–	–	–	40009	1MCR
6,0	19,0	50,0	0,50	6,0	–	–	–	40010	1MCR
6,0	19,0	50,0	0,75	6,0	–	–	–	40011	1MCR
6,0	19,0	50,0	1,00	6,0	–	–	–	40012	1MCR
7,0	19,0	63,0	–	8,0	40145	48510	48532	48553	1M
8,0	20,0	63,0	–	8,0	40149	48511	48533	48554	1M
8,0	25,0	75,0	–	8,0	43115	49392	49405	49418	1XLM
8,0	20,0	63,0	0,50	8,0	–	–	–	40015	1MCR
8,0	20,0	63,0	0,75	8,0	–	–	–	40016	1MCR
8,0	20,0	63,0	1,00	8,0	–	–	–	40017	1MCR
8,0	20,0	63,0	1,50	8,0	–	–	–	40019	1MCR
8,0	20,0	63,0	2,00	8,0	–	–	–	40020	1MCR
9,0	22,0	75,0	–	10,0	40153	48512	48534	48555	1M
10,0	22,0	75,0	–	10,0	40157	48513	48535	48556	1M

continued on next page

- STEELS
- STAINLESS STEELS
- CAST IRON
- HIGH TEMP ALLOYS
- TITANIUM
- HARDENED STEELS
- NON-FERROUS
- PLASTICS/COMPOSITES

For patent information visit www.ksptpatents.com

4 Flute Square End • 4 Flute Corner Radius

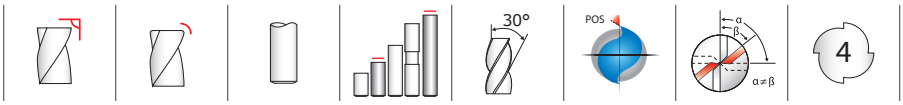

1M • 1XLM • 1MCR

METRIC SERIES

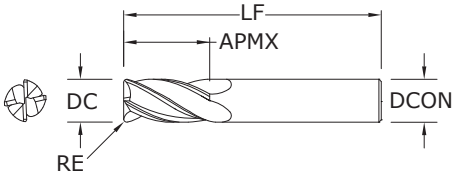

TOLERANCES (mm)

DC = +0,000/–0,050
DCON = h_6
RE = +0,000/–0,050

CONTINUED

mm					EDP NO.				SERIES
CUTTING DIAMETER DC	LENGTH OF CUT APMX	OVERALL LENGTH LF	CORNER RADIUS RE	SHANK DIAMETER DCON	UNCOATED	Ti-NAMITE (TiN)	Ti-NAMITE-C (TiCN)	Ti-NAMITE-A (AlTiN)	
10,0	38,0	100,0	–	10,0	43125	49393	49406	49419	1XLM
10,0	22,0	75,0	0,50	10,0	–	–	–	40021	1MCR
10,0	22,0	75,0	1,00	10,0	–	–	–	40023	1MCR
10,0	22,0	75,0	1,50	10,0	–	–	–	40024	1MCR
10,0	22,0	75,0	2,00	10,0	–	–	–	40025	1MCR
11,0	25,0	75,0	–	12,0	40161	48514	48536	48557	1M
12,0	25,0	75,0	–	12,0	41665	48515	48537	48558	1M
12,0	50,0	100,0	–	12,0	43135	49394	49407	49420	1XLM
12,0	75,0	150,0	–	12,0	43145	49395	49408	49421	1XLM
12,0	25,0	75,0	0,50	12,0	–	–	–	40028	1MCR
12,0	25,0	75,0	1,00	12,0	–	–	–	40030	1MCR
12,0	25,0	75,0	1,50	12,0	–	–	–	40031	1MCR
12,0	25,0	75,0	2,00	12,0	–	–	–	40032	1MCR
14,0	32,0	89,0	–	14,0	40169	48516	48538	48559	1M
14,0	75,0	150,0	–	14,0	43155	49396	49409	49422	1XLM
16,0	32,0	89,0	–	16,0	40173	48517	48539	48560	1M
16,0	75,0	150,0	–	16,0	43165	49397	49410	49423	1XLM
16,0	32,0	89,0	0,50	16,0	–	–	–	40035	1MCR
16,0	32,0	89,0	1,00	16,0	–	–	–	40037	1MCR
16,0	32,0	89,0	1,50	16,0	–	–	–	40038	1MCR
16,0	32,0	89,0	2,00	16,0	–	–	–	40039	1MCR
18,0	38,0	100,0	–	18,0	40177	48518	48540	48561	1M
18,0	75,0	150,0	–	18,0	43175	49398	49411	49424	1XLM
20,0	38,0	100,0	–	20,0	40181	48519	48541	48562	1M
20,0	75,0	150,0	–	20,0	43185	49399	49412	49425	1XLM
25,0	38,0	100,0	–	25,0	40185	48520	48542	48563	1M
25,0	75,0	150,0	–	25,0	43195	49400	49413	49426	1XLM

- STEELS
- STAINLESS STEELS
- CAST IRON
- HIGH TEMP ALLOYS
- TITANIUM
- HARDENED STEELS
- NON-FERROUS
- PLASTICS/COMPOSITES

For patent information visit www.ksptpatents.com

4 Flute Ball End

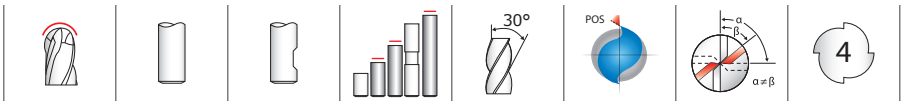

TOLERANCES (inch)

DC = +0.0000/–0.0020
DCON = h_6
RE = +0.0000/–0.0010

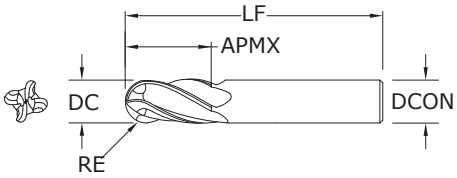

1B • 1LB • 1ELB

FRACTIONAL SERIES

inch				EDP NO.							SERIES
CUTTING DIAMETER DC	LENGTH OF CUT APMX	OVERALL LENGTH LF	SHANK DIAMETER DCON	UNCOATED	UNCOATED W/FLAT	Ti-NAMITE (TiN)	Ti-NAMITE-C (TiCN)	Ti-NAMITE-A (AlTiN)	Ti-NAMITE-A (AlTiN) W/FLAT	Di-NAMITE® (Diamond)	
1/64	1/32	1-1/2	1/8	30102	–	39102	39002	30031	–	–	1B
1/32	5/64	1-1/2	1/8	30104	–	39104	39004	30032	–	–	1B
3/64	7/64	1-1/2	1/8	30106	–	39106	39006	30033	–	–	1B
1/16	3/16	1-1/2	1/8	30108	–	39108	39008	30034	–	91269	1B
5/64	3/16	1-1/2	1/8	30110	–	39110	39010	30035	–	–	1B
3/32	9/32	1-1/2	1/8	30112	–	39112	39012	30036	–	–	1B
7/64	3/8	1-1/2	1/8	30114	–	39114	39014	30037	–	–	1B
*1/8	3/8	1-1/2	1/8	30178	–	39178	39078	30069	–	–	1B
1/8	1/2	1-1/2	1/8	30116	–	39116	39016	30038	–	91273	1B
1/8	3/4	2-1/4	1/8	33142	–	31770	31780	31790	–	–	1LB
1/8	1	3	1/8	33144	–	31900	31918	31928	–	–	1ELB
9/64	1/2	2	3/16	30118	–	39118	39018	30039	–	–	1B
5/32	1/2	2	3/16	30120	–	39120	39020	30040	–	–	1B
11/64	5/8	2	3/16	30122	–	39122	39022	30041	–	–	1B
*3/16	5/8	2	3/16	30124	–	39124	39024	30042	–	91277	1B
3/16	3/4	2-1/2	3/16	33102	–	31771	31781	31791	–	–	1LB
3/16	1-1/8	3	3/16	33122	–	31902	31919	31929	–	–	1ELB
13/64	5/8	2-1/2	1/4	30126	–	39126	39026	30043	–	–	1B
7/32	5/8	2-1/2	1/4	30128	–	39128	39028	30044	–	–	1B
15/64	3/4	2-1/2	1/4	30130	–	39130	39030	30045	–	–	1B
*1/4	3/4	2-1/2	1/4	30132	–	39132	39032	30046	–	91281	1B
1/4	1-1/8	3	1/4	33104	–	31772	31782	31792	–	–	1LB
1/4	1-1/2	4	1/4	33124	–	31904	31920	31930	–	–	1ELB
17/64	3/4	2-1/2	5/16	30134	–	39134	39034	30047	–	–	1B
9/32	3/4	2-1/2	5/16	30136	–	39136	39036	30048	–	–	1B
19/64	13/16	2-1/2	5/16	30138	–	39138	39038	30049	–	–	1B
*5/16	13/16	2-1/2	5/16	30140	–	39140	39040	30050	–	91285	1B
5/16	1-1/8	3	5/16	33106	–	31773	31783	31793	–	–	1LB
5/16	1-5/8	4	5/16	33126	–	31906	31921	31931	–	–	1ELB
21/64	1	2-1/2	3/8	30142	–	39142	39042	30051	–	–	1B

RE = 1/2 Cutting Diameter (DC)

- STEELS
- STAINLESS STEELS
- CAST IRON
- HIGH TEMP ALLOYS
- TITANIUM
- HARDENED STEELS
- NON-FERROUS
- PLASTICS/COMPOSITES

For patent information visit www.ksptpatents.com

4 Flute Ball End

1MB• 1XLMB

METRIC SERIES

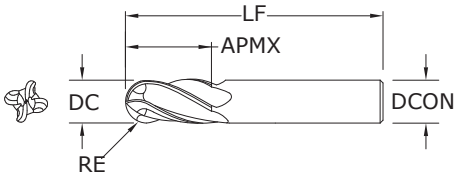

TOLERANCES (mm)

DC = +0,000/–0,050
DCON = h_6
RE = +0,000/–0,025

mm				EDP NO.				SERIES
CUTTING DIAMETER DC	LENGTH OF CUT APMX	OVERALL LENGTH LF	SHANK DIAMETER DCON	UNCOATED	Ti-NAMITE (TiN)	Ti-NAMITE-C (TiCN)	Ti-NAMITE-A (AlTiN)	
1,0	4,0	38,0	3,0	40106	48564	48586	48607	1MB
1,5	4,5	38,0	3,0	40110	48565	48587	48608	1MB
2,0	6,3	38,0	3,0	40114	48566	48588	48609	1MB
2,5	9,5	38,0	3,0	40118	48567	48589	48610	1MB
3,0	12,0	38,0	3,0	40122	48568	48590	48611	1MB
3,0	25,0	75,0	3,0	43102	49505	49518	49531	1XLMB
3,5	12,0	50,0	4,0	40126	48569	48591	48612	1MB
4,0	14,0	50,0	4,0	40130	48570	48592	48613	1MB
4,0	25,0	75,0	4,0	43104	49506	49519	49532	1XLMB
4,5	16,0	50,0	6,0	40134	48571	48593	48614	1MB
5,0	16,0	50,0	6,0	40138	48572	48594	48615	1MB
5,0	25,0	75,0	5,0	43108	49508	49521	49534	1XLMB
6,0	19,0	50,0	6,0	40142	48573	48595	48616	1MB
6,0	25,0	75,0	6,0	43106	49507	49520	49533	1XLMB
7,0	19,0	63,0	8,0	40146	48574	48596	48617	1MB
8,0	20,0	63,0	8,0	40150	48575	48597	48618	1MB
8,0	25,0	75,0	8,0	43116	49509	49522	49535	1XLMB
9,0	22,0	75,0	10,0	40154	48576	48598	48619	1MB
10,0	22,0	75,0	10,0	40158	48577	48599	48620	1MB
10,0	38,0	100,0	10,0	43126	49510	49523	49536	1XLMB
11,0	25,0	75,0	12,0	40162	48578	48600	48621	1MB
12,0	25,0	75,0	12,0	40166	48579	48601	48622	1MB
12,0	50,0	100,0	12,0	43136	49511	49524	49537	1XLMB
12,0	75,0	150,0	12,0	43146	49512	49525	49538	1XLMB
14,0	32,0	89,0	14,0	40170	48580	48602	48623	1MB
14,0	75,0	150,0	14,0	43156	49513	49526	49539	1XLMB
16,0	32,0	89,0	16,0	40174	48581	48603	48624	1MB
16,0	75,0	150,0	16,0	43166	49514	49527	49540	1XLMB
18,0	38,0	100,0	18,0	40178	48582	48604	48625	1MB
18,0	75,0	150,0	18,0	43176	49515	49528	49541	1XLMB
20,0	38,0	100,0	20,0	40182	48583	48605	48626	1MB
20,0	75,0	150,0	20,0	43186	49516	49529	49542	1XLMB
25,0	38,0	100,0	25,0	40186	48584	48606	48627	1MB
25,0	75,0	150,0	25,0	43196	49517	49530	49543	1XLMB

RE = 1/2 Cutting Diameter (DC)

- STEELS
- STAINLESS STEELS
- CAST IRON
- HIGH TEMP ALLOYS
- TITANIUM
- HARDENED STEELS
- NON-FERROUS
- PLASTICS/COMPOSITES

For patent information visit www.ksptpatents.com

4 Flute Double End

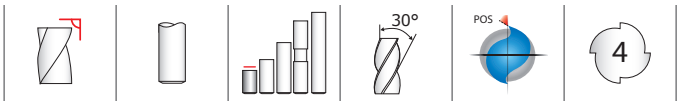

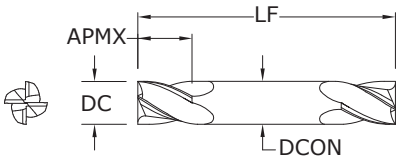

TOLERANCES (inch)

DC = +0.0000/–0.0020
DCON = h_6

14
FRACTIONAL SERIES

inch				EDP NO.			
CUTTING DIAMETER DC	LENGTH OF CUT APMX	OVERALL LENGTH LF	SHANK DIAMETER DCON	UNCOATED	Ti-NAMITE (TiN)	Ti-NAMITE-C (TiCN)	Ti-NAMITE-A (AlTiN)
1/32	1/16	1-1/2	1/8	31401	31441	39601	31170
3/64	3/32	1-1/2	1/8	31403	31443	39603	31171
1/16	1/8	1-1/2	1/8	31405	31445	39605	31172
5/64	1/8	1-1/2	1/8	31407	31447	39607	31173
3/32	3/16	1-1/2	1/8	31409	31449	39609	31174
7/64	3/16	1-1/2	1/8	31411	31451	39611	31175
*1/8	1/4	1-1/2	1/8	31413	31453	39613	31176
9/64	5/16	2	3/16	31415	31455	39615	31177
5/32	5/16	2	3/16	31417	31457	39617	31178
11/64	5/16	2	3/16	31419	31459	39619	31179
*3/16	3/8	2	3/16	31421	31461	39621	31180
13/64	1/2	2-1/2	1/4	31423	31463	39623	31181
7/32	1/2	2-1/2	1/4	31425	31465	39625	31182
15/64	1/2	2-1/2	1/4	31427	31467	39627	31183
*1/4	1/2	2-1/2	1/4	31429	31469	39629	31184
9/32	1/2	2-1/2	5/16	31431	31471	39631	31185
*5/16	1/2	2-1/2	5/16	31433	31473	39633	31186
*3/8	9/16	2-1/2	3/8	31435	31475	39635	31187
7/16	9/16	2-3/4	7/16	31437	31477	39637	31188
*1/2	5/8	3	1/2	31439	31479	39639	31189
*Series 14 Set				31489	31481	39641	31190

- STEELS
- STAINLESS STEELS
- CAST IRON
- HIGH TEMP ALLOYS
- TITANIUM
- HARDENED STEELS
- NON-FERROUS
- PLASTICS/COMPOSITES

For patent information visit www.ksptpatents.com

TOLERANCES (mm)

DC = +0,000/–0,050
DCON = h_6

14M
METRIC SERIES

mm				EDP NO.			
CUTTING DIAMETER DC	LENGTH OF CUT APMX	OVERALL LENGTH LF	SHANK DIAMETER DCON	UNCOATED	Ti-NAMITE (TiN)	Ti-NAMITE-C (TiCN)	Ti-NAMITE-A (AlTiN)
1,0	2,0	38,0	3,0	41405	48884	48905	48926
1,5	3,0	38,0	3,0	41409	48885	48906	48927
2,0	4,0	38,0	3,0	41413	48886	48907	48928
2,5	5,0	38,0	3,0	41417	48887	48908	48929
3,0	6,0	38,0	3,0	41421	48888	48909	48930
3,5	7,0	50,0	4,0	41425	48889	48910	48931
4,0	8,0	50,0	4,0	41429	48890	48911	48932
4,5	9,5	63,0	4,5	41433	48891	48912	48933
5,0	10,0	63,0	5,0	41437	48892	48913	48934
6,0	12,0	63,0	6,0	41441	48893	48914	48935
7,0	12,0	63,0	8,0	41445	48894	48915	48936
8,0	12,0	63,0	8,0	41449	48895	48916	48937
9,0	14,0	75,0	9,0	41453	48896	48917	48938
10,0	14,0	75,0	10,0	41457	48897	48918	48939
11,0	14,0	75,0	12,0	41461	48898	48919	48940
12,0	16,0	75,0	12,0	41465	48899	48920	48941

- STEELS
- STAINLESS STEELS
- CAST IRON
- HIGH TEMP ALLOYS
- TITANIUM
- HARDENED STEELS
- NON-FERROUS
- PLASTICS/COMPOSITES

For patent information visit www.ksptpatents.com

4 Flute Double End Ball End

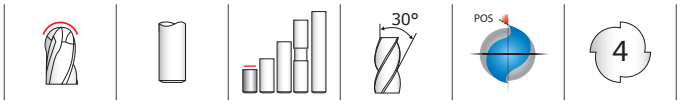

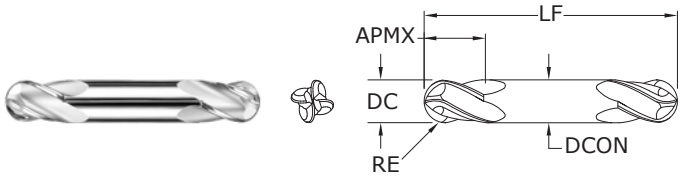

14B
FRACTIONAL SERIES

TOLERANCES (inch)

DC = +0.0000/–0.0020
DCON = h_6
RE = +0.0000/–0.0010

inch				EDP NO.			
CUTTING DIAMETER DC	LENGTH OF CUT APMX	OVERALL LENGTH LF	SHANK DIAMETER DCON	UNCOATED	Ti-NAMITE (TiN)	Ti-NAMITE-C (TiCN)	Ti-NAMITE-A (AlTiN)
1/32	1/16	1-1/2	1/8	31402	31442	39602	31218
3/64	3/32	1-1/2	1/8	31404	31444	39604	31219
1/16	1/8	1-1/2	1/8	31406	31446	39606	31220
5/64	1/8	1-1/2	1/8	31408	31448	39608	31221
3/32	3/16	1-1/2	1/8	31410	31450	39610	31222
7/64	3/16	1-1/2	1/8	31412	31452	39612	31223
*1/8	1/4	1-1/2	1/8	31414	31454	39614	31224
9/64	5/16	2	3/16	31416	31456	39616	31225
5/32	5/16	2	3/16	31418	31458	39618	31226
11/64	5/16	2	3/16	31420	31460	39620	31227
*3/16	3/8	2	3/16	31422	31462	39622	31228
13/64	1/2	2-1/2	1/4	31424	31464	39624	31229
7/32	1/2	2-1/2	1/4	31426	31466	39626	31230
15/64	1/2	2-1/2	1/4	31428	31468	39628	31231
*1/4	1/2	2-1/2	1/4	31430	31470	39630	31232
9/32	1/2	2-1/2	5/16	31432	31472	39632	31233
*5/16	1/2	2-1/2	5/16	31434	31474	39634	31234
*3/8	9/16	2-1/2	3/8	31436	31476	39636	31235
7/16	9/16	2-3/4	7/16	31438	31478	39638	31236
*1/2	5/8	3	1/2	31440	31480	39640	31237
*Series 14B Set				31490	31482	39642	31217

RE = 1/2 Cutting Diameter (DC)

STEELS
STAINLESS STEELS
CAST IRON
HIGH TEMP ALLOYS
TITANIUM
HARDENED STEELS
NON-FERROUS
PLASTICS/COMPOSITES

For patent information visit www.ksptpatents.com

14MB
METRIC SERIES

TOLERANCES (mm)

DC = +0,000/–0,050
DCON = h_6
RE = +0,000/–0,025

mm				EDP NO.			
CUTTING DIAMETER DC	LENGTH OF CUT APMX	OVERALL LENGTH LF	SHANK DIAMETER DCON	UNCOATED	Ti-NAMITE (TiN)	Ti-NAMITE-C (TiCN)	Ti-NAMITE-A (AlTiN)
1,0	2,0	38,0	3,0	41406	48947	48968	48989
1,5	3,0	38,0	3,0	41410	48948	48969	48990
2,0	4,0	38,0	3,0	41414	48949	48970	48991
2,5	5,0	38,0	3,0	41418	48950	48971	48992
3,0	6,0	38,0	3,0	41422	48951	48972	48993
3,5	7,0	50,0	4,0	41426	48952	48973	48994
4,0	8,0	50,0	4,0	41430	48953	48974	48995
4,5	9,5	63,0	4,5	41434	48954	48975	48996
5,0	10,0	63,0	5,0	41438	48955	48976	48997
6,0	12,0	63,0	6,0	41442	48956	48977	48998
7,0	12,0	63,0	8,0	41446	48957	48978	48999
8,0	12,0	63,0	8,0	41450	48958	48979	49000
9,0	14,0	75,0	9,0	41454	48959	48980	49001
10,0	14,0	75,0	10,0	41458	48960	48981	49002
11,0	14,0	75,0	12,0	41462	48961	48982	49003
12,0	16,0	75,0	12,0	41466	48962	48983	49004

RE = 1/2 Cutting Diameter (DC)

STEELS
STAINLESS STEELS
CAST IRON
HIGH TEMP ALLOYS
TITANIUM
HARDENED STEELS
NON-FERROUS
PLASTICS/COMPOSITES

For patent information visit www.ksptpatents.com

4 Flute Square End Stub

TOLERANCES (inch)

DC = –0.0000/–0.0020
DCON = h_6

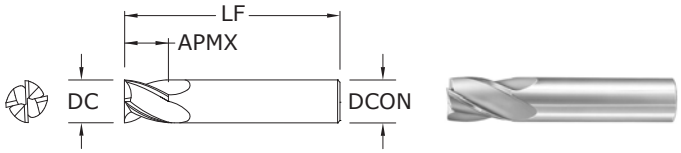

16
FRACTIONAL SERIES

inch				EDP NO.			
CUTTING DIAMETER DC	LENGTH OF CUT APMX	OVERALL LENGTH LF	SHANK DIAMETER DCON	UNCOATED	Ti-NAMITE (TiN)	Ti-NAMITE-C (TiCN)	Ti-NAMITE-A (AlTiN)
1/16	1/8	1-1/2	1/8	31601	31650	31238	31251
3/32	3/16	1-1/2	1/8	31603	31651	31239	31252
1/8	1/4	1-1/2	1/8	31605	31652	31240	31253
5/32	5/16	2	3/16	31607	31653	31241	31254
3/16	3/8	2	3/16	31609	31654	31242	31255
7/32	7/16	2	1/4	31611	31655	31243	31256
1/4	1/2	2	1/4	31613	31656	31244	31257
5/16	1/2	2	5/16	31615	31657	31245	31258
3/8	5/8	2	3/8	31617	31658	31246	31259
7/16	5/8	2-1/2	7/16	31619	31659	31247	31260
1/2	5/8	2-1/2	1/2	31621	31660	31248	31261
5/8	3/4	3	5/8	31623	31661	31249	31262
3/4	1	3	3/4	31625	31662	31250	31263

- STEELS
- STAINLESS STEELS
- CAST IRON
- HIGH TEMP ALLOYS
- TITANIUM
- HARDENED STEELS
- NON-FERROUS
- PLASTICS/COMPOSITES

For patent information visit www.ksptpatents.com

TOLERANCES (mm)

DC = +0,000/–0,050
DCON = h_6

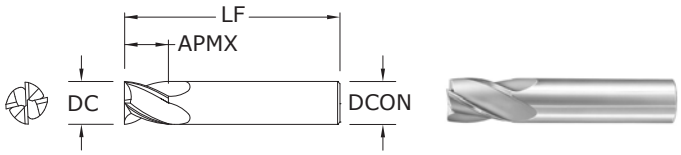

16M
METRIC SERIES

mm				EDP NO.			
CUTTING DIAMETER DC	LENGTH OF CUT APMX	OVERALL LENGTH LF	SHANK DIAMETER DCON	UNCOATED	Ti-NAMITE (TiN)	Ti-NAMITE-C (TiCN)	Ti-NAMITE-A (AlTiN)
1,0	2,0	38,0	3,0	41605	49136	49157	49178
1,5	3,0	38,0	3,0	41609	49137	49158	49179
2,0	4,0	38,0	3,0	41613	49138	49159	49180
2,5	5,0	38,0	3,0	41617	49139	49160	49181
3,0	6,0	38,0	3,0	41621	49140	49161	49182
3,5	7,0	50,0	4,0	41625	49141	49162	49183
4,0	8,0	50,0	4,0	41629	49142	49163	49184
4,5	9,5	50,0	4,5	41633	49143	49164	49185
5,0	10,0	50,0	5,0	41637	49144	49165	49186
6,0	12,0	50,0	6,0	41641	49145	49166	49187
7,0	12,0	50,0	8,0	41645	49146	49167	49188
8,0	12,0	50,0	8,0	41649	49147	49168	49189
9,0	14,0	50,0	9,0	41653	49148	49169	49190
10,0	16,0	50,0	10,0	41657	49149	49170	49191
11,0	19,0	63,0	12,0	41661	49150	49171	49192
12,0	19,0	63,0	12,0	40165	49151	49172	49193

- STEELS
- STAINLESS STEELS
- CAST IRON
- HIGH TEMP ALLOYS
- TITANIUM
- HARDENED STEELS
- NON-FERROUS
- PLASTICS/COMPOSITES

For patent information visit www.ksptpatents.com

4 Flute High Shear

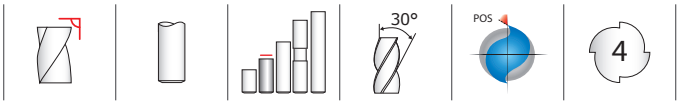

54
FRACTIONAL SERIES

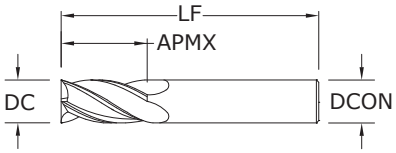

TOLERANCES (inch)

DC = +0.0000/–0.0020
DCON = h_6

NON-FERROUS

PLASTICS/COMPOSITES

For patent information visit www.ksptpatents.com

inch				EDP NO.	
CUTTING DIAMETER DC	LENGTH OF CUT APMX	OVERALL LENGTH LF	SHANK DIAMETER DCON	UNCOATED	Ti-NAMITE-C (TiCN)
1/16	3/16	1-1/2	1/8	35473	35500
3/32	3/8	1-1/2	1/8	35475	35501
1/8	7/16	1-1/2	1/8	35477	35502
5/32	9/16	2	3/16	35478	35503
3/16	9/16	2	3/16	35479	35504
7/32	5/8	2-1/2	1/4	35480	35505
1/4	3/4	2-1/2	1/4	35481	35506
9/32	3/4	2-1/2	5/16	35482	35507
5/16	13/16	2-1/2	5/16	35483	35508
3/8	7/8	2-1/2	3/8	35485	35509
7/16	1	2-3/4	7/16	35487	35510
1/2	1	3	1/2	35489	35511
9/16	1-1/8	3-1/2	9/16	35491	35512
5/8	1-1/4	3-1/2	5/8	35493	35513
3/4	1-1/2	4	3/4	35495	35514
1	1-1/2	4	1	35497	35515

54M
METRIC SERIES

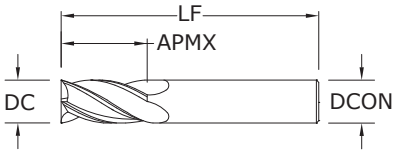

TOLERANCES (mm)

DC = +0,000/–0,050
DCON = h_6
RE = +0,000/–0,025

NON-FERROUS

PLASTICS/COMPOSITES

For patent information visit www.ksptpatents.com

mm				EDP NO.	
CUTTING DIAMETER DC	LENGTH OF CUT APMX	OVERALL LENGTH LF	SHANK DIAMETER DCON	UNCOATED	Ti-NAMITE-C (TiCN)
3,0	8,0	38,0	3,0	45477	45478
3,5	10,0	57,0	6,0	45479	45480
4,0	11,0	57,0	6,0	45481	45482
4,5	11,0	57,0	6,0	45483	45484
5,0	13,0	57,0	6,0	45485	45486
6,0	13,0	57,0	6,0	45487	45488
8,0	19,0	63,0	8,0	45489	45490
10,0	22,0	72,0	10,0	45491	45492
12,0	26,0	83,0	12,0	45493	45494
14,0	26,0	83,0	14,0	45495	45496
16,0	32,0	92,0	16,0	45497	45498
20,0	38,0	104,0	20,0	45499	45500

Single End Roughers (Coarse Pitch)

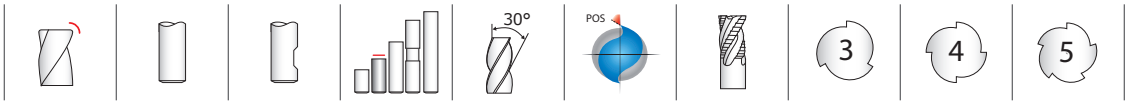

TOLERANCES (inch)

DC = +0.0000/–0.0040
DCON = h_6
RE = +0.0050/–0.0050

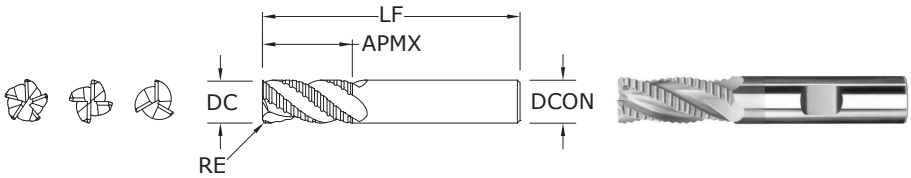

61
FRACTIONAL SERIES

inch						EDP NO.		
CUTTING DIAMETER DC	LENGTH OF CUT APMX	OVERALL LENGTH LF	SHANK DIAMETER DCON	CORNER RADIUS RE	NO. OF FLUTES	Ti-NAMITE (TiN)	Ti-NAMITE-C (TiCN)	Ti-NAMITE-A (AlTiN)
*1/4	3/4	2-1/2	1/4	.045	3	36107	36106	36110
*5/16	3/4	2-1/2	5/16	.045	3	36109	36108	36111
3/8	7/8	2-1/2	3/8	.060	3	36113	36112	36114
1/2	1	3	1/2	.060	4	36117	36116	36118
5/8	1-1/4	3-1/2	5/8	.060	4	36121	36120	36122
3/4	1-5/8	4	3/4	.060	4	36125	36124	36126
1	1-3/4	4	1	.060	5	36129	36128	36130

*Without Flat

STEELS
CAST IRON
HARDENED STEELS

For patent information visit www.ksptpatents.com

TOLERANCES h10 (mm)

DC = +0,000 / –0,100
DCON = h_6
RE = +0,127/–0,127

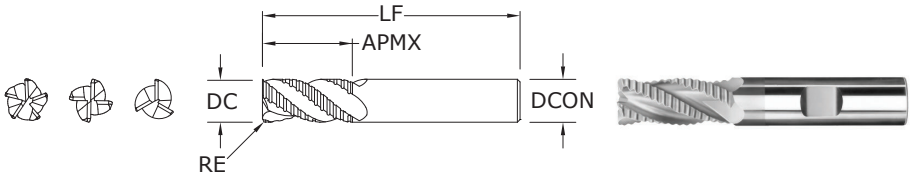

61M
METRIC SERIES

mm						EDP NO.		
CUTTING DIAMETER DC	LENGTH OF CUT APMX	OVERALL LENGTH LF	SHANK DIAMETER DCON	CORNER RADIUS RE	NO. OF FLUTES	Ti-NAMITE (TiN)	Ti-NAMITE-C (TiCN)	Ti-NAMITE-A (AlTiN)
6,0	19,0	63,0	6,0	1,14	3	46107	46106	46110
8,0	19,0	63,0	8,0	1,14	3	46109	46108	46111
10,0	22,0	72,0	10,0	1,52	3	46113	46112	46114
12,0	26,0	83,0	12,0	1,52	4	46117	46116	46118
16,0	32,0	92,0	16,0	1,52	4	46121	46120	46122
20,0	38,0	104,0	20,0	1,52	4	46129	46128	46132
25,0	44,0	104,0	25,0	1,52	5	46131	46130	46133

STEELS
CAST IRON
HARDENED STEELS

For patent information visit www.ksptpatents.com

Single End Roughers (Fine Pitch)

62
FRACTIONAL SERIES

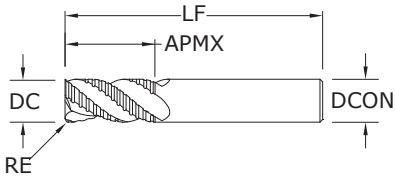

TOLERANCES (inch)

DC = +0.0000/–0.0040
DCON = h_6
RE = +0.0050/–0.0050

STAINLESS STEELS
HIGH TEMP ALLOYS
TITANIUM

For patent information visit www.ksptpatents.com

inch						EDP NO.		
CUTTING DIAMETER DC	LENGTH OF CUT APMX	OVERALL LENGTH LF	SHANK DIAMETER DCON	CORNER RADIUS RE	NO. OF FLUTES	Ti-NAMITE (TiN)	Ti-NAMITE-C (TiCN)	Ti-NAMITE-A (AlTiN)
*1/4	3/4	2-1/2	1/4	.045	3	36207	36206	36210
*5/16	3/4	2-1/2	5/16	.045	3	36209	36208	36211
3/8	7/8	2-1/2	3/8	.060	3	36213	36212	36214
1/2	1	3	1/2	.060	4	36217	36216	36218
5/8	1-1/4	3-1/2	5/8	.060	4	36221	36220	36222
3/4	1-5/8	4	3/4	.060	4	36225	36224	36226
1	1-3/4	4	1	.060	6	36229	36228	36230

*Without Flat

Single End Roughers (Fine Pitch)

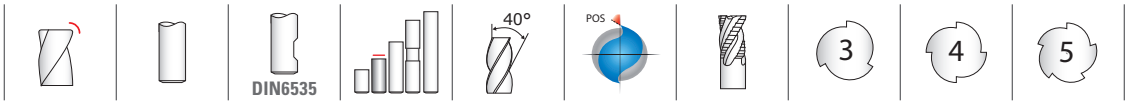

TOLERANCES h10 (mm)

DC = +0,000 / –0,100
DCON = h_6
RE = +0,127/–0,127

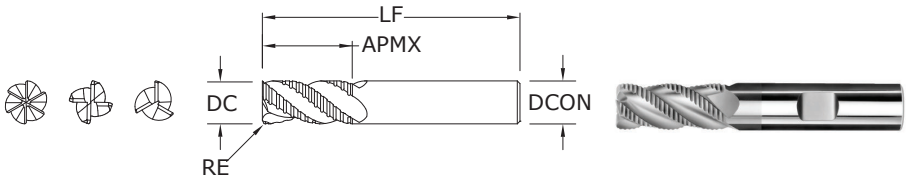

62M
METRIC SERIES

mm						EDP NO.		
CUTTING DIAMETER DC	LENGTH OF CUT APMX	OVERALL LENGTH LF	SHANK DIAMETER DCON	CORNER RADIUS RE	NO. OF FLUTES	Ti-NAMITE (TiN)	Ti-NAMITE-C (TiCN)	Ti-NAMITE-A (AlTiN)
6,0	19,0	63,0	6,0	1,14	3	46207	46206	46210
8,0	19,0	63,0	8,0	1,14	3	46209	46208	46211
10,0	22,0	72,0	10,0	1,52	3	46213	46212	46214
12,0	26,0	83,0	12,0	1,52	4	46217	46216	46218
16,0	32,0	92,0	16,0	1,52	4	46221	46220	46222
20,0	38,0	104,0	20,0	1,52	4	46229	46228	46232
25,0	44,0	104,0	25,0	1,52	5	46231	46230	46233

STAINLESS STEELS
HIGH TEMP ALLOYS
TITANIUM

For patent information visit www.ksptpatents.com

End Mill Sets

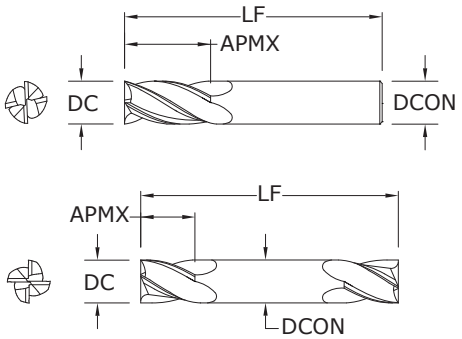

Pictured:
Series 1 4 Flute
Single End Square
Endmill Set

CUTTING DIAMETER DC	SINGLE END LENGTH OF CUT APMX	DOUBLE END LENGTH OF CUT APMX	OVERALL LENGTH LF	SHANK DIAMETER DCON
1/8	1/2	1/4	1-1/2	1/8
3/16	5/8	3/8	2	3/16
1/4	3/4	1/2	2-1/2	1/4
5/16	13/16	1/2	2-1/2	5/16
3/8	1	9/16	2-1/2	3/8
1/2	1	5/8	3	1/2

Square End

FRACTIONAL SERIES

For patent information visit www.ksptpatents.com

DESCRIPTION	EDP NO. UNCOATED	Ti-NAMITE (TiN)	Ti-NAMITE-C (TiCN)	Ti-NAMITE-A (AlTiN)
Series 1 – 4 Flute, Single End	30189	39189	39089	30030
Series 3 – 2 Flute, Single End	30389	39389	39589	30470
Series 5 – 3 Flute, Single End	30589	39789	30810	30850
Series 14 – 4 Flute, Double End	31489	31481	39641	31190
Series 15 – 2 Flute, Double End	31589	31581	39691	31336

End Mill Sets

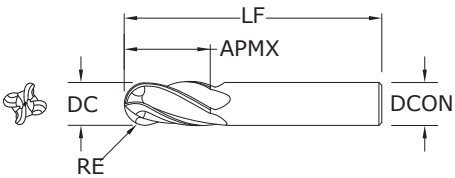

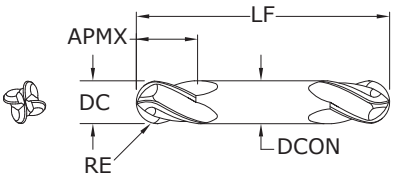

Pictured:
Series 1 4 Flute Single End Ball Endmill Set

CUTTING DIAMETER DC	SINGLE END LENGTH OF CUT APMX	DOUBLE END LENGTH OF CUT APMX	OVERALL LENGTH LF	SHANK DIAMETER DCON
1/8	1/2	1/4	1-1/2	1/8
3/16	5/8	3/8	2	3/16
1/4	3/4	1/2	2-1/2	1/4
5/16	13/16	1/2	2-1/2	5/16
3/8	1	9/16	2-1/2	3/8
1/2	1	5/8	3	1/2

RE = 1/2 Cutting Diameter (DC)

Ball End
FRACTIONAL SERIES

DESCRIPTION	EDP NO. UNCOATED	Ti-NAMITE (TiN)	Ti-NAMITE-C (TiCN)	Ti-NAMITE-A (AlTiN)
Series 1B – 4 Flute, Single End	30190	39190	39090	30070
Series 3B – 2 Flute, Single End	30390	39390	39590	30600
Series 5B – 3 Flute, Single End	30590	30900	30944	31169
Series 14B – 4 Flute, Double End	31490	31482	39642	31217
Series 15B – 2 Flute, Double End	31590	31582	39692	31357

For patent information visit www.ksptpatents.com

2 Flute: Square & Ball End
4 Flute: Square & Ball End

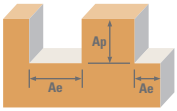

Diamond 1, 1B, 3, 3B Fractional		Ae x DC	Ap x DC	Vc (sfm)		DC • in 1/8	1/4	5/16	3/8	1/2
GRAPHITE Ultrafine, Superfine	Profile	≤ 0.25	≤ 1.5	720	RPM	22003	11002	8801	7334	5501
				(576-864)	Fz	0.0009	0.0023	0.0036	0.0043	0.0058
					Feed 2 flutes (ipm)	38.3	50.6	63.4	63.1	63.8
					Feed 4 flutes (ipm)	76.6	101.2	126.7	126.2	127.6
	Slot	≤ 1	≤ 1	580	RPM	17725	8862	7090	5908	4431
				(464-696)	Fz	0.0075	0.0020	0.0031	0.0038	0.0050
					Feed 2 flutes (ipm)	265.9	35.4	44.0	44.9	44.3
					Feed 4 flutes (ipm)	531.7	70.9	87.9	89.8	88.6
COMPOSITES FRP, CFRP, GRP	Profile	≤ 0.25	≤ 1.5	385	RPM	11766	5883	4706	3922	2941
				(308-462)	Fz	0.0005	0.0014	0.0022	0.0026	0.0035
					Feed 2 flutes (ipm)	12.2	16.5	20.7	20.4	20.6
					Feed 4 flutes (ipm)	24.5	32.9	41.4	40.8	41.2
	Slot	≤ 1	≤ 1	350	RPM	10696	5348	4278	3565	2674
				(280-420)	Fz	0.0005	0.0012	0.0019	0.0023	0.0030
					Feed 2 flutes (ipm)	9.6	12.8	16.3	16.4	16.0
					Feed 3 flutes (ipm)	19.3	25.7	32.5	32.8	32.1
PLASTICS Polycarbonate, PVC, Polypropylene	Profile	≤ 0.25	≤ 1.5	1200	RPM	36672	18336	14669	12224	9168
				(960-1440)	Fz	0.0009	0.0023	0.0036	0.0043	0.0058
					Feed 2 flutes (ipm)	63.8	84.3	105.6	105.1	106.3
					Feed 4 flutes (ipm)	127.6	168.7	211.2	210.3	212.7
	Slot	≤ 1	≤ 1	960	RPM	29338	14669	11735	9779	7334
				(768-1152)	Fz	0.0008	0.0020	0.0031	0.0038	0.0050
					Feed 2 flutes (ipm)	44.0	58.7	72.8	74.3	73.3
					Feed 3 flutes (ipm)	88.0	117.4	145.5	148.6	146.7

rpm = (Vc x 3.82) / DC
ipm = Fz x number of flutes x rpm
finish cuts typically require reduced feed and cut depths (.02 x D maximum)
refer to the SGS Tool Wizard® for complete technical information (www.kyocera-sgstool.com)

2 Flute: Square, Double, Stub, Long, Ball, Corner Radius
3 Flute: Square, Ball, Tapered
4 Flute: Square, Double, Stub, Ball, Corner Radius
Tapered: Square, Radius

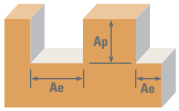

	Series 1, 3, 5, 14, 15, 16, 17, 23, 24, 59 Fractional	Hardness		Flutes	Ae x DC	Ap x DC	Vc (sfm)		DC • in 1/64	1/32	1/16	1/8	1/4	3/8	1/2	3/4	1
P	CARBON STEELS 1018, 1040, 1080, 1090, 10L50, 1140, 1212, 12L15, 1525, 1536	≤ 175 Bhn or ≤ 7 HRc	Profile				460	RPM	112461	56230	28115	14058	7029	4686	3514	2343	1757
								Fz	0.00003	0.00006	0.00013	0.0003	0.0008	0.0015	0.0020	0.0024	0.0028
				2	≤ 0.50	≤ 1.5	(368-552)	Feed (ipm)	6.7	6.7	7.3	8.4	11.2	14.1	14.1	11.2	9.8
				3	≤ 0.25	≤ 1.5			10.1	10.1	11.0	12.7	16.9	21.1	21.1	16.9	14.8
				4	≤ 0.25	≤ 1.5			13.5	13.5	14.6	16.9	22.5	28.1	28.1	22.5	19.7
			Slot				335	RPM	81901	40950	20475	10238	5119	3413	2559	1706	1280
								Fz	0.00003	0.00006	0.00013	0.0003	0.0008	0.0015	0.0020	0.0024	0.0028
				2	1	≤ 1	(268-402)	Feed (ipm)	4.9	4.9	5.3	6.1	8.2	10.2	10.2	8.2	7.2
				3	1	≤ 0.5			7.4	7.4	8.0	9.2	12.3	15.4	15.4	12.3	10.7
				4	1	≤ 0.4			9.8	9.8	10.6	12.3	16.4	20.5	20.5	16.4	14.3
	ALLOY STEELS 4140, 4150, 4320, 5120, 5150, 8630, 86L20, 50100	≤ 275 Bhn or ≤ 28 HRc	Profile				335	RPM	81901	40950	20475	10238	5119	3413	2559	1706	1280
								Fz	0.00002	0.00005	0.00009	0.0002	0.0006	0.0011	0.0015	0.0018	0.0021
				2	≤ 0.50	≤ 1.5	(268-402)	Feed (ipm)	3.3	4.1	3.7	4.1	6.1	7.5	7.7	6.1	5.4
				3	≤ 0.25	≤ 1.5			4.9	6.1	5.5	6.1	9.2	11.3	11.5	9.2	8.1
				4	≤ 0.25	≤ 1.5			6.6	8.2	7.4	8.2	12.3	15.0	15.4	12.3	10.7
			Slot				245	RPM	59898	29949	14974	7487	3744	2496	1872	1248	936
								Fz	0.00002	0.00005	0.00009	0.0002	0.0006	0.0011	0.0015	0.0018	0.0021
				2	1	≤ 1	(196-294)	Feed (ipm)	2.4	3.0	2.7	3.0	4.5	5.5	5.6	4.5	3.9
				3	1	≤ 0.5			3.6	4.5	4.0	4.5	6.7	8.2	8.4	6.7	5.9
				4	1	≤ 0.4			4.8	6.0	5.4	6.0	9.0	11.0	11.2	9.0	7.9
M	STAINLESS STEELS (FREE MACHINING) 303, 416, 420F, 430F 440F	≤ 275 Bhn or ≤ 28 HRc	Profile				370	RPM	90458	45229	22614	11307	5654	3769	2827	1885	1413
								Fz	0.00002	0.00005	0.00009	0.0002	0.0006	0.0011	0.0015	0.0018	0.0021
				2	≤ 0.50	≤ 1.5	(296-444)	Feed (ipm)	3.6	4.5	4.1	4.5	6.8	8.3	8.5	6.8	5.9
				3	≤ 0.25	≤ 1.5			5.4	6.8	6.1	6.8	10.2	12.4	12.7	10.2	8.9
				4	≤ 0.25	≤ 1.5			7.2	9.0	8.1	9.0	13.6	16.6	17.0	13.6	11.9
			Slot				270	RPM	66010	33005	16502	8251	4126	2750	2063	1375	1031
								Fz	0.00002	0.00005	0.00009	0.0002	0.0006	0.0011	0.0015	0.0018	0.0021
				2	1	≤ 1	(216-324)	Feed (ipm)	2.6	3.3	3.0	3.3	5.0	6.1	6.2	5.0	4.3
				3	1	≤ 0.5			4.0	5.0	4.5	5.0	7.4	9.1	9.3	7.4	6.5
				4	1	≤ 0.4			5.3	6.6	5.9	6.6	9.9	12.1	12.4	9.9	8.7
	STAINLESS STEELS (DIFFICULT) 304, 304L, 316, 316L, 17-4 PH, 15-5, 13-4, Custom 450	≤ 275 Bhn or ≤ 28 HRc	Profile				255	RPM	62342	31171	15586	7793	3896	2598	1948	1299	974
								Fz	0.00002	0.00004	0.00008	0.0002	0.0005	0.0009	0.0012	0.0014	0.0017
				2	≤ 0.50	≤ 1.5	(204-306)	Feed (ipm)	2.5	2.5	2.5	2.6	3.9	4.7	4.7	3.6	3.3
				3	≤ 0.25	≤ 1.5			3.7	3.7	3.7	4.0	5.8	7.0	7.0	5.5	5.0
				4	≤ 0.25	≤ 1.5			5.0	5.0	5.0	5.3	7.8	9.4	9.4	7.3	6.6
			Slot				185	RPM	45229	22614	11307	5654	2827	1885	1413	942	707
								Fz	0.00002	0.00004	0.00008	0.0002	0.0005	0.0009	0.0012	0.0014	0.0017
				2	1	≤ 1	(148-222)	Feed (ipm)	1.8	1.8	1.8	1.9	2.8	3.4	3.4	2.6	2.4
				3	1	≤ 0.5			2.7	2.7	2.7	2.9	4.2	5.1	5.1	4.0	3.6
				4	1	≤ 0.4			3.6	3.6	3.6	3.8	5.7	6.8	6.8	5.3	4.8
K	CAST IRONS Gray, Malleable, Ductile	≤ 220 Bhn or ≤ 19 HRc	Profile				335	RPM	81901	40950	20475	10238	5119	3413	2559	1706	1280
								Fz	0.00003	0.00006	0.00013	0.0003	0.0008	0.0015	0.0020	0.0024	0.0028
				2	≤ 0.50	≤ 1.5	(268-402)	Feed (ipm)	4.9	4.9	5.3	6.1	8.2	10.2	10.2	8.2	7.2
				3	≤ 0.25	≤ 1.5			7.4	7.4	8.0	9.2	12.3	15.4	15.4	12.3	10.7
				4	≤ 0.25	≤ 1.5			9.8	9.8	10.6	12.3	16.4	20.5	20.5	16.4	14.3
			Slot				245	RPM	59898	29949	14974	7487	3744	2496	1872	1248	936
								Fz	0.00003	0.00006	0.00013	0.0003	0.0008	0.0015	0.0020	0.0024	0.0028
				2	1	≤ 1	(196-294)	Feed (ipm)	3.6	3.6	3.9	4.5	6.0	7.5	7.5	6.0	5.2
				3	1	≤ 0.5			5.4	5.4	5.8	6.7	9.0	11.2	11.2	9.0	7.9
				4	1	≤ 0.4			7.2	7.2	7.8	9.0	12.0	15.0	15.0	12.0	10.5
N	ALUMINUM ALLOYS 2017, 2024, 356, 6061, 7075	≤ 150 Bhn or ≤ 7 HRc	Profile				880	RPM	215142	107571	53786	26893	13446	8964	6723	4482	3362
								Fz	0.00006	0.00013	0.00025	0.0006	0.0016	0.0030	0.0040	0.0048	0.0056
				2	≤ 0.50	≤ 1.5	(704-1056)	Feed (ipm)	25.8	28.0	26.9	32.3	43.0	53.8	53.8	43.0	37.6
				3	≤ 0.25	≤ 1.5			38.7	42.0	40.3	48.4	64.5	80.7	80.7	64.5	56.5
			Slot				640	RPM	156467	78234	39117	19558	9779	6519	4890	3260	2445
								Fz	0.00006	0.00013	0.00025	0.0006	0.0016	0.0030	0.0040	0.0048	0.0056
				2	1	≤ 1	(512-768)	Feed (ipm)	18.8	20.3	19.6	23.5	31.3	39.1	39.1	31.3	27.4
				3	1	≤ 0.5			28.2	30.5	29.3	35.2	46.9	58.7	58.7	46.9	41.1
	COPPER ALLOYS Alum Bronze, C110, Muntz Brass	≤ 140 Bhn or ≤ 3 HRc	Profile				485	RPM	118573	59286	29643	14822	7411	4941	3705	2470	1853
								Fz	0.00003	0.00006	0.00013	0.0003	0.0008	0.0015	0.0020	0.0024	0.0028
				2	≤ 0.50	≤ 1.5	(388-582)	Feed (ipm)	7.1	7.1	7.7	8.9	11.9	14.8	14.8	11.9	10.4
				3	≤ 0.25	≤ 1.5			10.7	10.7	11.6	13.3	17.8	22.2	22.2	17.8	15.6
				4	≤ 0.25	≤ 1.5			14.2	14.2	15.4	17.8	23.7	29.6	29.6	23.7	20.8
			Slot				350	RPM	85568	42784	21392	10696	5348	3565	2674	1783	1337
								Fz	0.00003	0.00006	0.00013	0.0003	0.0008	0.0015	0.0020	0.0024	0.0028
				2	1	≤ 1	(280-420)	Feed (ipm)	5.1	5.1	5.6	6.4	8.6	10.7	10.7	8.6	7.5
				3	1	≤ 0.5			7.7	7.7	8.3	9.6	12.8	16.0	16.0	12.8	11.2
				4	1	≤ 0.4			10.3	10.3	11.1	12.8	17.1	21.4	21.4	17.1	15.0

continued on next page

FRACTIONAL

2 Flute: Square, Double, Stub, Long, Ball, Corner Radius
3 Flute: Square, Ball, Tapered
4 Flute: Square, Double, Stub, Ball, Corner Radius
Tapered: Square, Radius

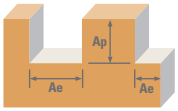

	Series 1, 3, 5, 14, 15, 16, 17, 23, 24, 59 Fractional	Hardness		Flutes	Ae x DC	Ap x DC	Vc (sfm)		DC • in 1/64	1/32	1/16	1/8	1/4	3/8	1/2	3/4	1
N	PLASTICS Polycarbonate, PVC, Polypropylene		Profile				880	RPM	215142	107571	53786	26893	13446	8964	6723	4482	3362
								Fz	0.00006	0.00013	0.00025	0.0006	0.0016	0.0030	0.0040	0.0048	0.0056
				2	≤ 0.50	≤ 1.5	(704-1056)	Feed (ipm)	25.8	28.0	26.9	32.3	43.0	53.8	53.8	43.0	37.6
				3	≤ 0.25	≤ 1.5			38.7	42.0	40.3	48.4	64.5	80.7	80.7	64.5	56.5
				4	≤ 0.25	≤ 1.5			51.6	55.9	53.8	64.5	86.1	107.6	107.6	86.1	75.3
			Slot				640	RPM	156467	78234	39117	19558	9779	6519	4890	3260	2445
								Fz	0.00006	0.00013	0.00025	0.0006	0.0016	0.0030	0.0040	0.0048	0.0056
				2	1	≤ 1	(512-768)	Feed (ipm)	18.8	20.3	19.6	23.5	31.3	39.1	39.1	31.3	27.4
				3	1	≤ 0.5			28.2	30.5	29.3	35.2	46.9	58.7	58.7	46.9	41.1
				4	1	≤ 0.4			37.6	40.7	39.1	46.9	62.6	78.2	78.2	62.6	54.8
	GRAPHITE		Profile				660	RPM	161357	80678	40339	20170	10085	6723	5042	3362	2521
								Fz	0.00006	0.00013	0.00025	0.0006	0.0016	0.0030	0.0040	0.0048	0.0056
				2	≤ 0.50	≤ 1.5	(528-792)	Feed (ipm)	19.4	21.0	20.2	24.2	32.3	40.3	40.3	32.3	28.2
				3	≤ 0.25	≤ 1.5			29.0	31.5	30.3	36.3	48.4	60.5	60.5	48.4	42.4
				4	≤ 0.25	≤ 1.5			38.7	42.0	40.3	48.4	64.5	80.7	80.7	64.5	56.5
			Slot				480	RPM	117350	58675	29338	14669	7334	4890	3667	2445	1834
								Fz	0.00006	0.00013	0.00025	0.0006	0.0016	0.0030	0.0040	0.0048	0.0056
				2	1	≤ 1	(384-576)	Feed (ipm)	14.1	15.3	14.7	17.6	23.5	29.3	29.3	23.5	20.5
				3	1	≤ 0.5			21.1	22.9	22.0	26.4	35.2	44.0	44.0	35.2	30.8
				4	1	≤ 0.4			28.2	30.5	29.3	35.2	46.9	58.7	58.7	46.9	41.1
S	SUPER ALLOYS (NICKEL, COBALT, IRON BASE) Inconel 601, 617, 625, 718, Incoloy 800, Monel 400,Rene, Waspalloy	≤ 300 Bhn or ≤ 32 HRc	Profile				65	RPM	15891	7946	3973	1986	993	662	497	331	248
								Fz	0.00002	0.00003	0.00006	0.0002	0.0004	0.0008	0.0010	0.0012	0.0014
				2	≤ 0.50	≤ 1.5	(52-78)	Feed (ipm)	0.6	0.5	0.5	0.7	0.7	1.1	1.0	0.8	0.7
				3	≤ 0.25	≤ 1.5			1.0	0.7	0.7	1.1	1.0	1.6	1.5	1.2	1.0
				4	≤ 0.25	≤ 1.5			1.3	1.0	1.0	1.4	1.4	2.1	2.0	1.6	1.4
			Slot				45	RPM	11002	5501	2750	1375	688	458	344	229	172
								Fz	0.00002	0.00003	0.00006	0.0002	0.0004	0.0008	0.0010	0.0012	0.0014
				2	1	≤ 1	(36-54)	Feed (ipm)	0.4	0.3	0.3	0.5	0.5	0.7	0.7	0.6	0.5
				3	1	≤ 0.5			0.7	0.5	0.5	0.7	0.7	1.1	1.0	0.8	0.7
				4	1	≤ 0.4			0.9	0.7	0.7	1.0	1.0	1.5	1.4	1.1	1.0
	TITANIUM ALLOYS Ti6Al4V, Ti6Al2Sn4Zr2Mo, Ti4Al4Mo2Sn0.5Si, Ti10Al2Fe3Al, Ti5Al53Mo3Cr, Ti7Al4Mo, Ti3Al8V6Cr4Zr4Mo, Ti6Al6V6Sn, Ti152 Cr3Sn3Al	≤ 350 Bhn or ≤ 38 HRc	Profile				180	RPM	44006	22003	11002	5501	2750	1834	1375	917	688
								Fz	0.00002	0.00004	0.00008	0.0002	0.0005	0.0009	0.0012	0.0014	0.0017
				2	≤ 0.50	≤ 1.5	(144-216)	Feed (ipm)	1.8	1.8	1.8	2.2	2.8	3.3	3.3	2.6	2.3
				3	≤ 0.25	≤ 1.5			2.6	2.6	2.6	3.3	4.1	5.0	5.0	3.9	3.5
				4	≤ 0.25	≤ 1.5			3.5	3.5	3.5	4.4	5.5	6.6	6.6	5.1	4.7
			Slot				130	RPM	31782	15891	7946	3973	1986	1324	993	662	497
								Fz	0.00002	0.00004	0.00008	0.0002	0.0005	0.0009	0.0012	0.0014	0.0017
				2	1	≤ 1	(104-156)	Feed (ipm)	1.3	1.3	1.3	1.6	2.0	2.4	2.4	1.9	1.7
				3	1	≤ 0.5			1.9	1.9	1.9	2.4	3.0	3.6	3.6	2.8	2.5
				4	1	≤ 0.4			2.5	2.5	2.5	3.2	4.0	4.8	4.8	3.7	3.4
H	TOOL STEELS A2, D2, H13, L2, M2, P20, S7, T15, W2	≤ 250 Bhn or ≤ 24 HRc	Profile				315	RPM	77011	38506	19253	9626	4813	3209	2407	1604	1203
								Fz	0.00002	0.00005	0.00009	0.0002	0.0006	0.0011	0.0015	0.0018	0.0021
				2	≤ 0.50	≤ 1.5	(252-378)	Feed (ipm)	3.1	3.9	3.5	3.9	5.8	7.1	7.2	5.8	5.1
				3	≤ 0.25	≤ 1.5			4.6	5.8	5.2	5.8	8.7	10.6	10.8	8.7	7.6
				4	≤ 0.25	≤ 1.5			6.2	7.7	6.9	7.7	11.6	14.1	14.4	11.6	10.1
			Slot				230	RPM	56230	28115	14058	7029	3514	2343	1757	1171	879
								Fz	0.00002	0.00005	0.00009	0.0002	0.0006	0.0011	0.0015	0.0018	0.0021
				2	1	≤ 1	(184-276)	Feed (ipm)	2.2	2.8	2.5	2.8	4.2	5.2	5.3	4.2	3.7
				3	1	≤ 0.5			3.4	4.2	3.8	4.2	6.3	7.7	7.9	6.3	5.5
				4	1	≤ 0.4			4.5	5.6	5.1	5.6	8.4	10.3	10.5	8.4	7.4

Bhn (Brinell) HRc (Rockwell C)
rpm = (Vc x 3.82) / DC
ipm = Fz x number of flutes x rpm
reduce speed and feed for materials harder than listed
for tapered end mills, base the speed on the largest diameter contacting the workpiece and the feed on the smallest diameter
limit cut depths of long and extra long flute mills to .05 x DC when slotting or profiling
reduce feed and Ae when finish milling (.02 x DC maximum)
refer to the SGS Tool Wizard® for complete technical information (www.kyocera-sgstool.com)

2 Flute: High Shear
4 Flute: High Shear

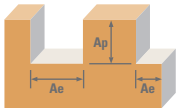

	Series 52, 54 Fractional	Hardness		Flutes	Ae x DC	Ap x DC	Vc (sfm)		DC • in 1/8	1/4	3/8	1/2	3/4	1
N	ALUMINUM ALLOYS 2024, 5052, 5086, 6061, 6063, 7075	≤ 150 Bhn or ≤ 7 HRc	Profile				1360	RPM	41562	20781	13854	10390	6927	5195
							(1088-1632)	Fz	0.00069	0.0018	0.0034	0.0046	0.0055	0.0064
				2	≤ 0.3	≤ 1.5		Feed (ipm)	57.4	74.8	94.2	95.6	76.2	66.5
				4	≤ 0.3	≤ 1.5			114.7	149.6	188.4	191.2	152.4	133.0
			Slot				1090	RPM	33310	16655	11103	8328	5552	4164
							(872-1308)	Fz	0.00063	0.0017	0.0032	0.0042	0.0050	0.0059
				2	1	≤ 1		Feed (ipm)	42.0	56.6	71.1	70.0	55.5	49.1
				4	1	≤ 0.25			83.9	113.3	142.1	139.9	111.0	98.3
	ALUMINUM DIE CAST ALLOYS (HIGH SILICON) A-390, A-392, B-390	≤ 125 Bhn or ≤ 77 HRb	Profile				510	RPM	15586	7793	5195	3896	2598	1948
							(408-612)	Fz	0.00069	0.0018	0.0034	0.0046	0.0055	0.0064
				2	≤ 0.3	≤ 1.5		Feed (ipm)	21.5	28.1	35.3	35.8	28.6	24.9
				4	≤ 0.3	≤ 1.5			43.0	56.1	70.7	71.7	57.1	49.9
			Slot				410	RPM	12530	6265	4177	3132	2088	1566
							(328-492)	Fz	0.00063	0.0017	0.0032	0.0042	0.0050	0.0059
				2	1	≤ 1		Feed (ipm)	15.8	21.3	26.7	26.3	20.9	18.5
				4	1	≤ 0.25			31.6	42.6	53.5	52.6	41.8	37.0
	COPPER ALLOYS Aluminum Bronze, Muntz Brass, Naval, Brass, Red Brass	≤ 140 Bhn or ≤ 3 HRc	Profile				590	RPM	18030	9015	6010	4508	3005	2254
							(472-708)	Fz	0.00039	0.0010	0.0020	0.0026	0.0031	0.0037
				2	≤ 0.3	≤ 1.5		Feed (ipm)	14.1	18.0	24.0	23.4	18.6	16.7
				4	≤ 0.3	≤ 1.5			28.1	36.1	48.1	46.9	37.3	33.4
			Slot				475	RPM	14516	7258	4839	3629	2419	1815
							(380-570)	Fz	0.00036	0.0010	0.0018	0.0024	0.0029	0.0034
				2	1	≤ 1		Feed (ipm)	10.5	14.5	17.4	17.4	14.0	12.3
				4	1	≤ 0.25			20.9	29.0	34.8	34.8	28.1	24.7
	COPPER ALLOYS Beryllium Copper, C110, Manganese Bronze, Tin Bronze	≤ 200 Bhn or ≤ 23 HRc	Profile				235	RPM	7182	3591	2394	1795	1197	898
							(188-282)	Fz	0.00039	0.0010	0.0020	0.0026	0.0031	0.0037
				2	≤ 0.3	≤ 1.5		Feed (ipm)	5.6	7.2	9.6	9.3	7.4	6.6
				4	≤ 0.3	≤ 1.5			11.2	14.4	19.2	18.7	14.8	13.3
			Slot				190	RPM	5806	2903	1935	1452	968	726
							(152-228)	Fz	0.00036	0.0010	0.0018	0.0024	0.0029	0.0034
				2	1	≤ 1		Feed (ipm)	4.2	5.8	7.0	7.0	5.6	4.9
				4	1	≤ 0.25			8.4	11.6	13.9	13.9	11.2	9.9
	PLASTICS ABS, Polycarbonate, PVC, Polypropylene		Profile				1600	RPM	48896	24448	16299	12224	8149	6112
							(1280-1920)	Fz	0.00110	0.0030	0.0056	0.0074	0.0089	0.0100
				2	≤ 0.3	≤ 1.5		Feed (ipm)	107.6	146.7	182.5	180.9	145.1	122.2
				4	≤ 0.3	≤ 1.5			215.1	293.4	365.1	361.8	290.1	244.5
			Slot				1280	RPM	39117	19558	13039	9779	6519	4890
							(1024-1536)	Fz	0.00100	0.0027	0.0051	0.0068	0.0082	0.0095
				2	1	≤ 1		Feed (ipm)	78.2	105.6	133.0	133.0	106.9	92.9
				4	1	≤ 0.25			156.5	211.2	266.0	266.0	213.8	185.8
	PLASTICS Fiberglass, Glass Filled		Profile				720	RPM	22003	11002	7334	5501	3667	2750
							(576-864)	Fz	0.00082	0.0022	0.0041	0.0055	0.0065	0.0076
				2	≤ 0.3	≤ 1.5		Feed (ipm)	36.1	48.4	60.1	60.5	47.7	41.8
				4	≤ 0.3	≤ 1.5			72.2	96.8	120.3	121.0	95.3	83.6
			Slot				575	RPM	17572	8786	5857	4393	2929	2197
							(460-690)	Fz	0.00075	0.0020	0.0037	0.0050	0.0060	0.0070
				2	1	≤ 1		Feed (ipm)	26.4	35.1	43.3	43.9	35.1	30.8
				4	1	≤ 0.25			52.7	70.3	86.7	87.9	70.3	61.5

Bhn (Brinell) HRc (Rockwell C) HRb (Rockwell B)
rpm = (Vc x 3.82) / DC
ipm = Fz x number of flutes x rpm
reduce speed and feed for materials harder than listed
reduce feed and Ae when finish milling (.02 x DC maximum)
refer to the SGS Tool Wizard® for complete technical information (www.kyocera-sgstool.com)

Single End Roughers (Coarse Pitch)

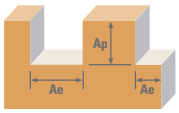

	Series 61 Fractional	Hardness		Ae x DC	Ap x DC	Vc (sfm)		DC • in 1/4	3/8	1/2	3/4	1
P	CARBON STEELS 1018, 1040, 1080, 1090, 10L50, 1140, 1212, 12L15, 1525, 1536	≤ 175 Bhn or ≤ 7 HRc	Profile	≤ 0.5	≤ 1.5	500	RPM	7640	5093	3820	2547	1910
						(400-600)	Fz	0.0006	0.0011	0.0014	0.0017	0.0020
							Feed (ipm)	13.8	16.8	21.4	17.3	19.1
			Slot	1	≤ 1	400	RPM	6112	4075	3056	2037	1528
						(320-480)	Fz	0.0006	0.0011	0.0014	0.0017	0.0020
							Feed (ipm)	11.0	13.4	17.1	13.9	15.3
	ALLOY STEELS 4140, 4150, 4320, 5120, 5150, 8630, 86L20, 50100	≤ 275 Bhn or ≤ 28 HR	Profile	≤ 0.5	≤ 1.5	365	RPM	5577	3718	2789	1859	1394
						(292-438)	Fz	0.0004	0.0008	0.0011	0.0013	0.0015
							Feed (ipm)	6.7	8.9	12.3	9.7	10.5
			Slot	1	≤ 1	295	RPM	4508	3005	2254	1503	1127
						(236-354)	Fz	0.0004	0.0008	0.0011	0.0013	0.0015
							Feed (ipm)	5.4	7.2	9.9	7.8	8.5
K	CAST IRONS Gray, Malleable, Ductile	≤ 220 Bhn or ≤ 19 HRc	Profile	≤ 0.5	≤ 1.5	365	RPM	5577	3718	2789	1859	1394
						(292-438)	Fz	0.0008	0.0015	0.0020	0.0024	0.0028
							Feed (ipm)	13.4	16.7	22.3	17.8	19.5
			Slot	1	≤ 1	295	RPM	4508	3005	2254	1503	1127
						(236-354)	Fz	0.0008	0.0015	0.0020	0.0024	0.0028
							Feed (ipm)	10.8	13.5	18.0	14.4	15.8
H	TOOL STEELS A2, D2, H13, L2, M2, P20, S7, T15, W2	≤ 250 Bhn or ≤ 24 HRc	Profile	≤ 0.5	≤ 1.5	345	RPM	5272	3514	2636	1757	1318
						(276-414)	Fz	0.0006	0.0009	0.0015	0.0018	0.0021
							Feed (ipm)	9.5	9.5	15.8	12.7	13.8
			Slot	1	≤ 1	275	RPM	4202	2801	2101	1401	1051
						(220-330)	Fz	0.0006	0.0009	0.0015	0.0018	0.0021
							Feed (ipm)	7.6	7.6	12.6	10.1	11.0

Bhn (Brinell) HRc (Rockwell C)
rpm = (Vc x 3.82) / DC
ipm = Fz x number of flutes x rpm
reduce speed and feed for materials harder than listed
refer to the SGS Tool Wizard® for complete technical information (www.kyocera-sgstool.com)

Single End Roughers (Fine Pitch)

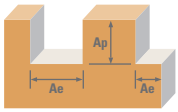

	Series 62 Fractional	Hardness		Ae x DC	Ap x DC	Vc (sfm)		DC • in 1/4	3/8	1/2	3/4	1
M	STAINLESS STEELS (FREE MACHINING) 303, 416, 420F, 430F, 440F	≤ 275 Bhn or ≤ 28 HRc	Profile	≤ 0.5	≤ 1.5	405	RPM	6188	4126	3094	2063	1547
						(324-486)	Fz	0.0006	0.0011	0.0015	0.0019	0.0021
							Feed (ipm)	11.1	13.6	18.6	15.7	19.5
			Slot	1	≤ 1	325	RPM	4966	3311	2483	1655	1242
						(260-390)	Fz	0.0006	0.0011	0.0015	0.0019	0.0021
							Feed (ipm)	8.9	10.9	14.9	12.6	15.6
	STAINLESS STEELS (DIFFICULT) 304, 304L, 316, 316L, 17-4PH, 15-5PH, 13-4PH, Custom 450	≤ 275 Bhn or ≤ 28 HRc	Profile	≤ 0.5	≤ 1.5	280	RPM	4278	2852	2139	1426	1070
						(224-336)	Fz	0.0005	0.0009	0.0012	0.0015	0.0017
							Feed (ipm)	6.4	7.7	10.3	8.6	10.9
			Slot	1	≤ 1	225	RPM	3438	2292	1719	1146	860
						(180-270)	Fz	0.0005	0.0009	0.0012	0.0015	0.0017
							Feed (ipm)	5.2	6.2	8.3	6.9	8.8
S	SUPER ALLOYS (NICKEL, COBALT, IRON BASE) Inconel 601, 617, 625, Incoloy 800, Monel 400, Rene, Waspalloy	≤ 300 Bhn or ≤ 32 HRc	Profile	≤ 0.5	≤ 1.5	70	RPM	1070	713	535	357	267
						(56-84)	Fz	0.0004	0.0008	0.0010	0.0013	0.0014
							Feed (ipm)	1.3	1.7	2.1	1.9	2.2
			Slot	1	≤ 1	56	RPM	856	570	428	285	214
						(45-67)	Fz	0.0004	0.0008	0.0010	0.0013	0.0014
							Feed (ipm)	1.0	1.4	1.7	1.5	1.8
	TITANIUM ALLOYS Ti6Al4V, Ti6Al2Sn4Zr2Mo, Ti4Al4Mo2Sn0.5Si, Ti10Al2Fe3Al, Ti5Al53Mo3Cr, Ti7Al4Mo, Ti3Al8V6Cr4Zr4Mo, Ti6Al6V6Sn, Ti152 Cr3Sn3Al	≤ 350 Bhn or ≤ 38 HRc	Profile	≤ 0.5	≤ 1.5	155	RPM	2368	1579	1184	789	592
						(124-186)	Fz	0.0005	0.0009	0.0012	0.0015	0.0017
							Feed (ipm)	3.6	4.3	5.7	4.7	6.0
			Slot	1	≤ 1	195	RPM	2980	1986	1490	993	745
						(156-234)	Fz	0.0005	0.0009	0.0012	0.0015	0.0017
							Feed (ipm)	4.5	5.4	7.2	6.0	7.6

Bhn (Brinell) HRc (Rockwell C)
rpm = (Vc x 3.82) / DC
ipm = Fz x number of flutes x rpm
reduce speed and feed for materials harder than listed
refer to the SGS Tool Wizard® for complete technical information (www.kyocera-sgstool.com)

2 Flute: Square, Double, Stub, Long Reach, Ball
3 Flute: Square, Long Reach, Ball
4 Flute: Square, Double, Stub, Long Reach, Ball, Corner Radius

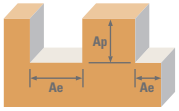

	Series 1M, 3M, 5M, 14M, 15M, 16M, 17M, 59M Metric	Hardness		Flutes	Ae x DC	Ap x DC	Vc (m/min)		DC • mm 0.4	0.75	1.5	3	6	10	12	20	25
P	CARBON STEELS 1018, 1040, 1080, 1090, 10L50, 1140, 1212, 12L15, 1525, 1536	≤ 175 Bhn or ≤ 7 HRc	Profile				140	RPM	111483	59458	29729	14864	7432	4459	3716	2230	1784
							(112-168)	Fz	0.0008	0.0015	0.0031	0.007	0.019	0.040	0.048	0.064	0.070
				2	≤ 0.50	≤ 1.5		Feed (mm/min)	178	178	184	208	282	357	357	285	250
				3	≤ 0.25	≤ 1.5			268	268	276	312	424	535	535	428	375
				4	≤ 0.25	≤ 1.5			357	357	369	416	565	713	713	571	499
			Slot				102	RPM	81189	43301	21650	10825	5413	3248	2706	1624	1299
							(82-123)	Fz	0.0008	0.0015	0.0031	0.007	0.019	0.040	0.048	0.064	0.070
				2	1	≤ 1		Feed (mm/min)	130	130	134	152	206	260	260	208	182
				3	1	≤ 0.5			195	195	201	227	309	390	390	312	273
				4	1	≤ 0.4			260	260	268	303	411	520	520	416	364
	ALLOY STEELS 4140, 4150, 4320, 5120, 5150, 8630, 86L20, 50100	≤ 275 Bhn or ≤ 28 HRc	Profile				102	RPM	81189	43301	21650	10825	5413	3248	2706	1624	1299
							(82-123)	Fz	0.0005	0.0012	0.0022	0.006	0.014	0.029	0.036	0.048	0.052
				2	≤ 0.50	≤ 1.5		Feed (mm/min)	81	104	95	130	152	188	195	156	135
				3	≤ 0.25	≤ 1.5			122	156	143	195	227	283	292	234	203
				4	≤ 0.25	≤ 1.5			162	208	191	260	303	377	390	312	270
			Slot				75	RPM	59377	31668	15834	7917	3958	2375	1979	1188	950
							(60-90)	Fz	0.0005	0.0012	0.0022	0.006	0.014	0.029	0.036	0.048	0.052
				2	1	≤ 1		Feed (mm/min)	59	76	70	95	111	138	143	114	99
				3	1	≤ 0.5			119	152	139	190	222	276	285	228	198
				4	1	≤ 0.4			119	152	139	190	222	276	285	228	198
M	STAINLESS STEELS (FREE MACHINING) 303, 416, 420F, 430F 440F	≤ 275 Bhn or ≤ 28 HRc	Profile				113	RPM	89671	47825	23912	11956	5978	3587	2989	1793	1435
							(90-135)	Fz	0.0005	0.0012	0.0022	0.006	0.014	0.029	0.036	0.048	0.052
				2	≤ 0.50	≤ 1.5		Feed (mm/min)	90	115	105	143	167	208	215	172	149
				3	≤ 0.25	≤ 1.5			135	172	158	215	251	312	323	258	224
				4	≤ 0.25	≤ 1.5			179	230	210	287	335	416	430	344	298
			Slot				82	RPM	65436	34899	17449	8725	4362	2617	2181	1309	1047
							(66-99)	Fz	0.0005	0.0012	0.0022	0.006	0.014	0.029	0.036	0.048	0.052
				2	1	≤ 1		Feed (mm/min)	65	84	77	105	122	152	157	126	109
				3	1	≤ 0.5			98	126	115	157	183	228	236	188	163
				4	1	≤ 0.4			131	168	154	209	244	304	314	251	218
	STAINLESS STEELS (DIFFICULT) 304, 304L, 316, 316L, 17-4 PH, 15-5, 13-4, Custom 450	≤ 275 Bhn or ≤ 28 HRc	Profile				78	RPM	61800	32960	16480	8240	4120	2472	2060	1236	989
							(62-93)	Fz	0.0005	0.0010	0.0019	0.004	0.012	0.024	0.029	0.037	0.042
				2	≤ 0.50	≤ 1.5		Feed (mm/min)	62	66	63	66	99	119	119	91	83
				3	≤ 0.25	≤ 1.5			93	99	94	99	148	178	179	137	125
				4	≤ 0.25	≤ 1.5			124	132	125	132	198	237	239	183	166
			Slot				56	RPM	44836	23912	11956	5978	2989	1793	1495	897	717
							(45-68)	Fz	0.0005	0.0010	0.0019	0.004	0.012	0.024	0.029	0.037	0.042
				2	1	≤ 1		Feed (mm/min)	45	48	45	48	72	86	87	66	60
				3	1	≤ 0.5			67	72	68	72	108	129	130	100	90
				4	1	≤ 0.4			90	96	91	96	143	172	173	133	121
K	CAST IRONS Gray, Malleable, Ductile	≤ 220 Bhn or ≤ 19 HRc	Profile				102	RPM	81189	43301	21650	10825	5413	3248	2706	1624	1299
							(82-123)	Fz	0.0008	0.0015	0.0031	0.007	0.019	0.040	0.048	0.064	0.070
				2	≤ 0.50	≤ 1.5		Feed (mm/min)	130	130	134	152	206	260	260	208	182
				3	≤ 0.25	≤ 1.5			195	195	201	227	309	390	390	312	273
				4	≤ 0.25	≤ 1.5			260	260	268	303	411	520	520	416	364
			Slot				75	RPM	59377	31668	15834	7917	3958	2375	1979	1188	950
							(60-90)	Fz	0.0008	0.0015	0.0031	0.007	0.019	0.040	0.048	0.064	0.070
				2	1	≤ 1		Feed (mm/min)	95	95	98	111	150	190	190	152	133
				3	1	≤ 0.5			143	143	147	166	226	285	285	228	200
				4	1	≤ 0.4			190	190	196	222	301	380	380	304	266
N	ALUMINUM ALLOYS 2017, 2024, 356, 6061, 7075	≤ 150 Bhn or ≤ 7 HRc	Profile				268	RPM	213272	113745	56872	28436	14218	8531	7109	4265	3412
							(215-322)	Fz	0.0015	0.0032	0.0060	0.014	0.038	0.080	0.096	0.128	0.140
				2	≤ 0.50	≤ 1.5		Feed (mm/min)	640	728	682	796	1081	1365	1365	1092	955
				3	≤ 0.25	≤ 1.5			960	1092	1024	1194	1621	2047	2047	1638	1433
			Slot				195	RPM	155107	82724	41362	20681	10340	6204	5170	3102	2482
							(156-234)	Fz	0.0015	0.0032	0.0060	0.014	0.038	0.080	0.096	0.128	0.140
				2	1	≤ 1		Feed (mm/min)	465	529	496	579	786	993	993	794	695
				3	1	≤ 0.5			698	794	745	869	1179	1489	1489	1191	1042

continued on next page

2 Flute: Square, Double, Stub, Long Reach, Ball
3 Flute: Square, Long Reach, Ball
4 Flute: Square, Double, Stub, Long Reach, Ball, Corner Radius

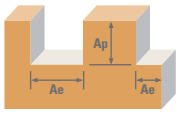

	Series 1M, 3M, 5M, 14M, 15M, 16M, 17M, 59M Metric	Hardness		Flutes	Ae x DC	Ap x DC	Vc (m/min)		DC • mm 0.4	0.75	1.5	3	6	10	12	20	25
N	COPPER ALLOYS Alum Bronze, C110, Muntz Brass	≤ 140 Bhn or ≤ 3 HRc	Profile				148	RPM	117542	62689	31344	15672	7836	4702	3918	2351	1881
							(118-177)	Fz	0.0008	0.0015	0.0031	0.007	0.019	0.040	0.048	0.064	0.070
				2	≤ 0.50	≤ 1.5		Feed (mm/min)	188	188	194	219	298	376	376	301	263
				3	≤ 0.25	≤ 1.5			282	282	292	329	447	564	564	451	395
				4	≤ 0.25	≤ 1.5			376	376	389	439	596	752	752	602	527
			Slot					RPM	84824	45239	22620	11310	5655	3393	2827	1696	1357
								Fz	0.0008	0.0015	0.0031	0.007	0.019	0.040	0.048	0.064	0.070
				2	1	≤ 1		Feed (mm/min)	136	136	140	158	215	271	271	217	190
				3	1	≤ 0.5			204	204	210	238	322	407	407	326	285
				4	1	≤ 0.4			271	271	280	317	430	543	543	434	380
	PLASTICS Polycarbonate, PVC, Polypropylene		Profile				268	RPM	213272	113745	56872	28436	14218	8531	7109	4265	3412
							(215-322)	Fz	0.0015	0.0032	0.0060	0.014	0.038	0.080	0.096	0.128	0.140
				2	≤ 0.50	≤ 1.5		Feed (mm/min)	640	728	682	796	1081	1365	1365	1092	955
				3	≤ 0.25	≤ 1.5			960	1092	1024	1194	1621	2047	2047	1638	1433
				4	≤ 0.25	≤ 1.5			1280	1456	1365	1592	2161	2730	2730	2184	1911
			Slot				195	RPM	155107	82724	41362	20681	10340	6204	5170	3102	2482
							(156-234)	Fz	0.0015	0.0032	0.0060	0.014	0.038	0.080	0.096	0.128	0.140
				2	1	≤ 1		Feed (mm/min)	465	529	496	579	786	993	993	794	695
				3	1	≤ 0.5			698	794	745	869	1179	1489	1489	1191	1042
				4	1	≤ 0.4			931	1059	993	1158	1572	1985	1985	1588	1390
	GRAPHITE		Profile				201	RPM	159954	85309	42654	21327	10664	6398	5332	3199	2559
							(161-241)	Fz	0.0015	0.0032	0.0060	0.014	0.038	0.080	0.096	0.128	0.140
				2	≤ 0.50	≤ 1.5		Feed (mm/min)	480	546	512	597	810	1024	1024	819	717
				3	≤ 0.25	≤ 1.5			720	819	768	896	1216	1536	1536	1228	1075
				4	≤ 0.25	≤ 1.5			960	1092	1024	1194	1621	2047	2047	1638	1433
			Slot				146	RPM	116330	62043	31021	15511	7755	4653	3878	2327	1861
							(117-176)	Fz	0.0015	0.0032	0.0060	0.014	0.038	0.080	0.096	0.128	0.140
				2	1	≤ 1		Feed (mm/min)	349	397	372	434	589	745	745	596	521
				3	1	≤ 0.5			523	596	558	651	884	1117	1117	893	782
				4	1	≤ 0.4			698	794	745	869	1179	1489	1489	1191	1042
S	SUPER ALLOYS (NICKEL, COBALT, IRON BASE) Inconel 601, 617, 625, 718, Incoloy 800, Monel 400,Rene, Waspalloy	≤ 300 Bhn or ≤ 32 HRc	Profile				20	RPM	15753	8402	4201	2100	1050	630	525	315	252
							(16-24)	Fz	0.0005	0.0007	0.0014	0.004	0.010	0.021	0.024	0.032	0.035
				2	≤ 0.50	≤ 1.5		Feed (mm/min)	16	12	12	17	21	26	25	20	18
				3	≤ 0.25	≤ 1.5			24	18	18	25	32	40	38	30	26
				4	≤ 0.25	≤ 1.5			32	24	24	34	42	53	50	40	35
			Slot				14	RPM	10906	5816	2908	1454	727	436	364	218	174
							(11-16)	Fz	0.0005	0.0007	0.0014	0.004	0.010	0.021	0.024	0.032	0.035
				2	1	≤ 1		Feed (mm/min)	11	8	8	12	15	18	17	14	12
				3	1	≤ 0.5			16	12	12	17	22	27	26	21	18
				4	1	≤ 0.4			22	16	16	23	29	37	35	28	24
	TITANIUM ALLOYS Ti6Al4V, Ti6Al2Sn4Zr2Mo, Ti4Al4Mo2Sn0.5Si, Ti10Al2Fe3Al, Ti5Al53Mo3Cr, Ti7Al4Mo, Ti3Al8V6Cr4Zr4Mo, Ti6Al6V6Sn, Ti152 Cr3Sn3Al	≤ 350 Bhn or ≤ 38 HRc	Profile				55	RPM	43624	23266	11633	5816	2908	1745	1454	872	698
							(44-66)	Fz	0.0005	0.0010	0.0019	0.004	0.012	0.024	0.029	0.037	0.042
				2	≤ 0.50	≤ 1.5		Feed (mm/min)	44	47	44	47	70	84	84	65	59
				3	≤ 0.25	≤ 1.5			65	70	66	70	105	126	127	97	88
				4	≤ 0.25	≤ 1.5			87	93	88	93	140	168	169	129	117
			Slot				40	RPM	31506	16803	8402	4201	2100	1260	1050	630	504
							(32-48)	Fz	0.0005	0.0010	0.0019	0.004	0.012	0.024	0.029	0.037	0.042
				2	1	≤ 1		Feed (mm/min)	32	34	32	34	50	60	61	47	42
				3	1	≤ 0.5			47	50	48	50	76	91	91	70	64
				4	1	≤ 0.4			63	67	64	67	101	121	122	93	85
H	TOOL STEELS A2, D2, H13, L2, M2, P20, S7, T15, W2	≤ 250 Bhn or ≤ 24 HRc	Profile				96	RPM	76342	40715	20358	10179	5089	3054	2545	1527	1221
							(77-115)	Fz	0.0005	0.0012	0.0022	0.006	0.014	0.029	0.036	0.048	0.052
				2	≤ 0.50	≤ 1.5		Feed (mm/min)	76	98	90	122	143	177	183	147	127
				3	≤ 0.25	≤ 1.5			115	147	134	183	214	266	275	220	191
				4	≤ 0.25	≤ 1.5			153	195	179	244	285	354	366	293	254
			Slot				70	RPM	55741	29729	14864	7432	3716	2230	1858	1115	892
							(56-84)	Fz	0.0005	0.0012	0.0022	0.006	0.014	0.029	0.036	0.048	0.052
				2	1	≤ 1		Feed (mm/min)	56	71	65	89	104	129	134	107	93
				3	1	≤ 0.5			84	107	98	134	156	194	201	161	139
				4	1	≤ 0.4			111	143	131	178	208	259	268	214	186

Bhn (Brinell) HRc (Rockwell C)
rpm = (Vc x 1000) / (DC x 3.14)
mm/min = Fz x number of flutes x rpm
reduce speed and feed for materials harder than listed

limit cut depths of long and extra long flute mills to .05 x DC when slotting or profiling
reduce feed and Ae when finish milling (.02 x DC maximum)
refer to the SGS Tool Wizard® for complete technical information (www.kyocera-sgstool.com)

2 Flute: High Shear
4 Flute: High Shear

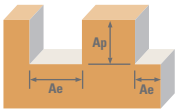

	Series 52M, 54M Metric	Hardness		Flutes	Ae x DC	Ap x DC	Vc (m/min)		DC • mm 3	6	10	12	20	25
N	ALUMINUM ALLOYS 2024, 5052, 5086, 6061, 6063, 7075	≤ 150 Bhn or ≤ 7 HRc	Profile				415	RPM	43947	21973	13184	10987	6592	5274
							(332-497)	Fz	0.0166	0.043	0.091	0.110	0.147	0.160
				2	≤ 0.3	≤ 1.5		Feed (mm/min)	1459	1890	2399	2417	1938	1688
				4	≤ 0.3	≤ 1.5			2918	3779	4799	4834	3876	3375
			Slot				332	RPM	35222	17611	10567	8806	5283	4227
							(266-399)	Fz	0.0151	0.041	0.085	0.101	0.133	0.148
				2	1	≤ 1		Feed (mm/min)	1064	1444	1796	1779	1405	1251
				4	1	≤ 0.25			2127	2888	3593	3557	2811	2502
	ALUMINUM DIE CAST ALLOYS (HIGH SILICON) A-390, A-392, B-390	≤ 125 Bhn or ≤ 77 HRb	Profile				155	RPM	16480	8240	4944	4120	2472	1978
							(124-187)	Fz	0.0166	0.043	0.091	0.110	0.147	0.160
				2	≤ 0.3	≤ 1.5		Feed (mm/min)	547	709	900	906	727	633
				4	≤ 0.3	≤ 1.5			1094	1417	1800	1813	1454	1266
			Slot				125	RPM	13249	6624	3975	3312	1987	1590
							(100-150)	Fz	0.0151	0.041	0.085	0.101	0.133	0.148
				2	1	≤ 1		Feed (mm/min)	400	543	676	669	529	471
				4	1	≤ 0.25			800	1086	1351	1338	1057	941
	COPPER ALLOYS Aluminum Bronze, Muntz Brass, Naval, Brass, Red Brass	≤ 140 Bhn or ≤ 3 HRc	Profile				180	RPM	19065	9533	5720	4766	2860	2288
							(144-216)	Fz	0.0094	0.024	0.053	0.062	0.083	0.093
				2	≤ 0.3	≤ 1.5		Feed (mm/min)	358	458	606	591	475	426
				4	≤ 0.3	≤ 1.5			717	915	1213	1182	949	851
			Slot				145	RPM	15349	7675	4605	3837	2302	1842
							(116-174)	Fz	0.0086	0.024	0.048	0.058	0.077	0.085
				2	1	≤ 1		Feed (mm/min)	264	368	442	445	355	313
				4	1	≤ 0.25			528	737	884	890	709	626
	COPPER ALLOYS Beryllium Copper, C110, Manganese Bronze, Tin Bronze	≤ 200 Bhn or ≤ 23 HRc	Profile				72	RPM	7594	3797	2278	1898	1139	911
							(57-86)	Fz	0.0094	0.024	0.053	0.062	0.083	0.093
				2	≤ 0.3	≤ 1.5		Feed (mm/min)	143	182	241	235	189	169
				4	≤ 0.3	≤ 1.5			286	365	483	471	378	339
			Slot				58	RPM	6140	3070	1842	1535	921	737
							(46-69)	Fz	0.0086	0.024	0.048	0.058	0.077	0.085
				2	1	≤ 1		Feed (mm/min)	106	147	177	178	142	125
				4	1	≤ 0.25			211	295	354	356	284	250

continued on next page

2 Flute: High Shear
4 Flute: High Shear

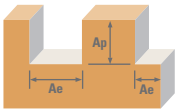

	Series 52M, 54M Metric	Hardness		Flutes	Ae x DC	Ap x DC	Vc (m/min)		DC • mm 3	6	10	12	20	25
N	PLASTICS ABS, Polycarbonate, PVC, Polypropylene		Profile				488	RPM	51702	25851	15511	12926	7755	6204
							(390-585)	Fz	0.0264	0.072	0.149	0.178	0.237	0.250
				2	≤ 0.3	≤ 1.5		Feed (mm/min)	2730	3723	4622	4601	3676	3102
				4	≤ 0.3	≤ 1.5			5460	7445	9244	9203	7352	6204
			Slot				390	RPM	41362	20681	12409	10340	6204	4963
							(312-468)	Fz	0.0240	0.065	0.136	0.163	0.210	0.238
				2	1	≤ 1		Feed (mm/min)	1985	2689	3375	3371	2606	2363
				4	1	≤ 0.25			3971	5377	6750	6742	5212	4725
	PLASTICS Fiberglass, Glass Filled		Profile				219	RPM	23266	11633	6980	5816	3490	2792
							(176-263)	Fz	0.0197	0.053	0.109	0.132	0.173	0.190
				2	≤ 0.3	≤ 1.5		Feed (mm/min)	917	1233	1522	1536	1208	1061
				4	≤ 0.3	≤ 1.5			1833	2466	3043	3071	2415	2122
			Slot				175	RPM	18580	9290	5574	4645	2787	2230
							(140-210)	Fz	0.0180	0.048	0.101	0.120	0.160	0.175
				2	1	≤ 1		Feed (mm/min)	669	892	1126	1115	892	780
				4	1	≤ 0.25			1338	1784	2252	2230	1784	1561

Bhn (Brinell) HRc (Rockwell C) HRb (Rockwell B)
rpm = (Vc x 1000) / (DC x 3.14)
mm/min = Fz x number of flutes x rpm
reduce speed and feed for materials harder than listed
reduce feed and Ae when finish milling (.02 x DC maximum)
refer to the SGS Tool Wizard® for complete technical information (www.kyocera-sgstool.com)

Single End Roughers (Coarse Pitch)

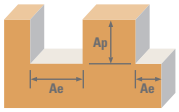

	Series 61M Metric	Hardness		Ae x DC	Ap x DC	Vc (m/min)		DC • mm 6	10	12	20	25
P	CARBON STEELS 1018, 1040, 1080, 1090, 10L50, 1140, 1212, 12L15, 1525, 1536	≤ 175 Bhn or ≤ 7 HRc	Profile	≤ 0.5	≤ 1.5	152	RPM	8078	4847	4039	2424	1939
						(122-183)	Fz	0.014	0.029	0.034	0.045	0.050
							Feed (mm/min)	339	422	549	436	485
			Slot	1	≤ 1	122	RPM	6463	3878	3231	1939	1551
						(98-146)	Fz	0.014	0.029	0.034	0.045	0.050
							Feed (mm/min)	271	337	439	349	388
	ALLOY STEELS 4140, 4150, 4320, 5120, 5150, 8630, 86L20, 50100	≤ 275 Bhn or ≤ 28 HR	Profile	≤ 0.5	≤ 1.5	111	RPM	5897	3538	2949	1769	1415
						(89-134)	Fz	0.010	0.021	0.026	0.035	0.038
							Feed (mm/min)	177	223	307	248	269
			Slot	1	≤ 1	90	RPM	4766	2860	2383	1430	1144
						(72-108)	Fz	0.010	0.021	0.026	0.035	0.038
							Feed (mm/min)	143	180	248	200	217
K	CAST IRONS Gray, Malleable, Ductile	≤ 220 Bhn or ≤ 19 HRc	Profile	≤ 0.5	≤ 1.5	111	RPM	5897	3538	2949	1769	1415
						(89-134)	Fz	0.019	0.040	0.048	0.064	0.070
							Feed (mm/min)	336	425	566	453	495
			Slot	1	≤ 1	90	RPM	4766	2860	2383	1430	1144
						(72-108)	Fz	0.019	0.040	0.048	0.064	0.070
							Feed (mm/min)	272	343	458	366	400
H	TOOL STEELS A2, D2, H13, L2, M2, P20, S7, T15, W2	≤ 250 Bhn or ≤ 24 HRc	Profile	≤ 0.5	≤ 1.5	105	RPM	5574	3344	2787	1672	1338
						(84-126)	Fz	0.014	0.024	0.036	0.048	0.053
							Feed (mm/min)	234	241	401	321	355
			Slot	1	≤ 1	84	RPM	4443	2666	2222	1333	1066
						(67-101)	Fz	0.014	0.024	0.036	0.048	0.053
							Feed (mm/min)	187	192	320	256	283

Bhn (Brinell) HRc (Rockwell C)
rpm = (Vc x 1000) / (DC x 3.14)
mm/min = Fz x number of flutes x rpm
reduce speed and feed for materials harder than listed
refer to the SGS Tool Wizard® for complete technical information (www.kyocera-sgstool.com)

Single End Roughers (Fine Pitch)

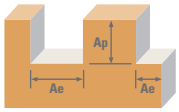

	Series 62M Metric	Hardness		Ae x DC	Ap x DC	Vc (m/min)		DC • mm 6	10	12	20	25
M	STAINLESS STEELS (FREE MACHINING) 303, 416, 420F, 430F, 440F	≤ 275 Bhn or ≤ 28 HRc	Profile	≤ 0.5	≤ 1.5	123	RPM	6544	3926	3272	1963	1570
						(99-148)	Fz	0.014	0.029	0.036	0.051	0.053
							Feed (mm/min)	283	345	471	398	495
			Slot	1	≤ 1	99	RPM	5251	3151	2626	1575	1260
						(79-119)	Fz	0.014	0.029	0.036	0.051	0.053
							Feed (mm/min)	227	277	378	319	397
	STAINLESS STEELS (DIFFICULT) 304, 304L, 316, 316L, 17-4PH, 15-5PH, 13-4PH, Custom 450	≤ 275 Bhn or ≤ 28 HRc	Profile	≤ 0.5	≤ 1.5	85	RPM	4524	2714	2262	1357	1086
						(68-102)	Fz	0.012	0.024	0.029	0.040	0.043
							Feed (mm/min)	163	195	261	217	277
			Slot	1	≤ 1	69	RPM	3635	2181	1818	1091	872
						(55-82)	Fz	0.012	0.024	0.029	0.040	0.043
							Feed (mm/min)	131	157	209	174	222
S	SUPER ALLOYS (NICKEL, COBALT, IRON BASE) Inconel 601, 617, 625, Incoloy 800, Monel 400, Rene, Waspalloy	≤ 300 Bhn or ≤ 32 HRc	Profile	≤ 0.5	≤ 1.5	21	RPM	1131	679	565	339	271
						(17-26)	Fz	0.010	0.021	0.024	0.035	0.035
							Feed (mm/min)	33	43	54	47	57
			Slot	1	≤ 1	17	RPM	905	543	452	271	217
						(14-20)	Fz	0.010	0.021	0.024	0.035	0.035
							Feed (mm/min)	26	35	43	38	46
	TITANIUM ALLOYS Ti6Al4V, Ti6Al2Sn4Zr2Mo, Ti4Al4Mo2Sn0.5Si, Ti10Al2Fe3Al, Ti5Al53Mo3Cr, Ti7Al4Mo, Ti3Al8V6Cr4Zr4Mo, Ti6Al6V6Sn, Ti152 Cr3Sn3Al	≤ 350 Bhn or ≤ 38 HRc	Profile	≤ 0.5	≤ 1.5	47	RPM	2504	1503	1252	751	601
						(38-57)	Fz	0.012	0.024	0.029	0.040	0.043
							Feed (mm/min)	90	108	144	120	153
			Slot	1	≤ 1	59	RPM	3151	1890	1575	945	756
						(48-71)	Fz	0.012	0.024	0.029	0.040	0.043
							Feed (mm/min)	113	136	181	151	193

Bhn (Brinell) HRc (Rockwell C)
rpm = (Vc x 1000) / (DC x 3.14)
mm/min = Fz x number of flutes x rpm
reduce speed and feed for materials harder than listed
refer to the SGS Tool Wizard® for complete technical information (www.kyocera-sgstool.com)

SGS®
Solid Carbide Tools

VALUE AT THE SPINDLE®

High Performance Drills

Hole Making

HIGH PERFORMANCE DRILLS	SERIES	DESCRIPTION	APPLICATION ● PREFERRED ○ ALTERNATE	PAGE
Hi-PerCarb®	135 (3xD)	2 Flute External Coolant Double Margin 3xD	● ● ○ ● ● ○	231
	135 (5xD)	2 Flute External Coolant Double Margin 5xD	● ● ○ ● ● ○	240
	131N (3xD)	3 Flute External Coolant Triple Margin 3xD	●	250
	131N (5xD)	3 Flute External Coolant Triple Margin 5xD	●	254
	141K (5xD)	3 Flute Internal Coolant Triple Margin 5xD	●	260
Ice-Carb®	140 (5xD)	2 Flute Internal Coolant 5xD	● ● ○ ● ● ○	266
	140 (8xD)	2 Flute Internal Coolant 8xD	● ● ○ ● ● ○	274
CFRP 8 Facet	120	2 Flute External Coolant Double Margin CFRP	●	282

Speed & Feed Recommendations listed after each series

Taladrado

BROCAS DE ALTO RENDIMIENTO	SERIE	DESCRIPCIÓN	APPLICATION ● PREFERRED ○ ALTERNATE	PÁGINA
Hi-PerCarb®	135 (3xD)	2 filos, refrigeración externa, doble margen, 3xD	● ● ○ ● ● ○	231
	135 (5xD)	2 filos, refrigeración externa, doble margen, 5xD	● ● ○ ● ● ○	240
	131N (3xD)	3 filos, refrigeración externa, triple margen, 3xD	●	250
	131N (5xD)	3 filos, refrigeración externa, triple margen, 5xD	●	254
	141K (5xD)	3 filos, refrigeración interna, triple margen, 5xD	●	260
Ice-Carb®	140 (5xD)	2 filos, refrigeración interna, 5xD	● ● ○ ● ● ○	266
	140 (8xD)	2 filos, refrigeración interna, 8xD	● ● ○ ● ● ○	274
De 8 caras CFRP	120	2 filos, refrigeración externa, doble margen, CFRP	●	282

Recomendaciones de velocidades y avances mostradas tras cada serie

Outils de perçage

FORETS HAUTE PERFORMANCE	SÉRIES	DESCRIPTION	APPLICATION ● PREFERRED ○ ALTERNATE	PAGE
Hi-PerCarb®	135 (3xD)	2 dents refroidissement externe à double listel 3xD	● ● ○ ● ● ○	231
	135 (5xD)	2 dents refroidissement externe à double listel 5xD	● ● ○ ● ● ○	240
	131N (3xD)	3 dents refroidissement externe à triple listel 3xD	●	250
	131N (5xD)	3 dents refroidissement externe à triple listel 5xD	●	254
	141K (5xD)	3 dents refroidissement interne à triple listel 5xD	●	260
Ice-Carb®	140 (5xD)	2 dents refroidissement interne 5xD	● ● ○ ● ● ○	266
	140 (8xD)	2 dents refroidissement interne 8xD	● ● ○ ● ● ○	274
CFRP à 8 facettes	120	2 dents refroidissement externe à double listel CFRP	●	282

Recommandations de vitesse et avance indiquées après chaque série

Bohren

HOCHLEISTUNGS-BOHRER	SERIE	BESCHREIBUNG	APPLICATION ● PREFERRED ○ ALTERNATE	SEITE
Hi-PerCarb®	135 (3xD)	Doppelfasenbohrer 3xD mit 2 Schneiden und Außenkühlung	● ● ○ ● ● ○	231
	135 (5xD)	Doppelfasenbohrer 5xD mit 2 Schneiden und Außenkühlung	● ● ○ ● ● ○	240
	131N (3xD)	Dreifasenbohrer 3xD mit 3 Schneiden und Außenkühlung	●	250
	131N (5xD)	Dreifasenbohrer 5xD mit 3 Schneiden und Außenkühlung	●	254
	141K (5xD)	Dreifasenbohrer 5xD mit 3 Schneiden und Innenkühlung	●	260
Ice-Carb®	140 (5xD)	Bohrer 5xD mit 2 Schneiden und Innenkühlung	● ● ○ ● ● ○	266
	140 (8xD)	Bohrer 8xD mit 2 Schneiden und Innenkühlung	● ● ○ ● ● ○	274
CFRP 8 Facet	120	Doppelfasenbohrer CFRP mit 2 Schneiden und Außenkühlung	●	282

Empfehlungen für Drehzahl & Vorschub im Anhang zu jeder Serie

Drilling Operations Coolant Recommendations

- Coolant works to mobilize chips away from the cut zone, reduce the heat created during the cutting process and minimize friction.
- It is important to optimize the coolant pressure and position in order to gain the full benefits coolant offers the cutting process.
- Proper coolant application promotes greater operating parameters, greater material removal rates, improved surface finishes, predictable tool life, reduced power consumption and reduced cycle times.
- Pressure is important, but more importantly is consistency of the pressure and application onto the tool; intermittent cooling of carbide leads to thermal stressing of the material and the formation of "microcracks."
- Proper cleanliness and filtration of coolants is important in order for the coolant to maintain its beneficial properties, and also to avoid a reduction in coolant pressure or the possibility of clogging the coolant channels in coolant through drills.

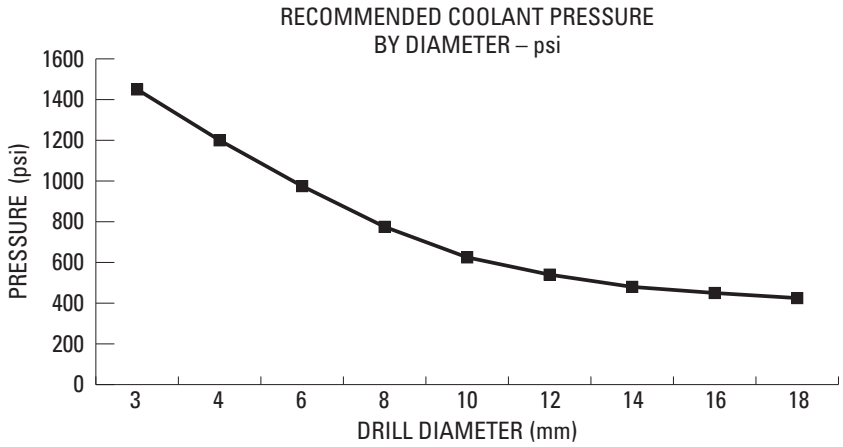

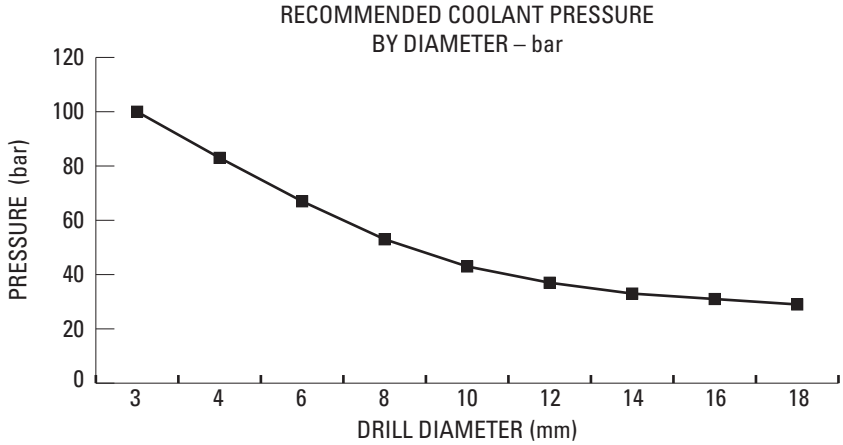

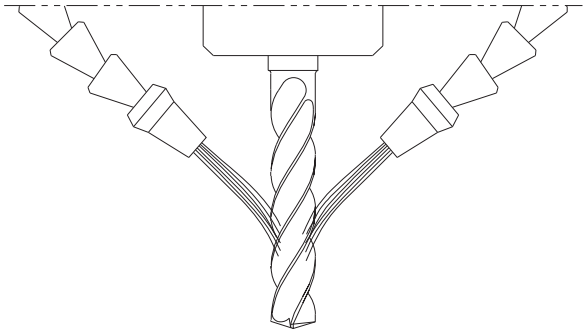

LARGE TIP – LOW VELOCITY
NO COVERAGE AT MAXIMUM DEPTH

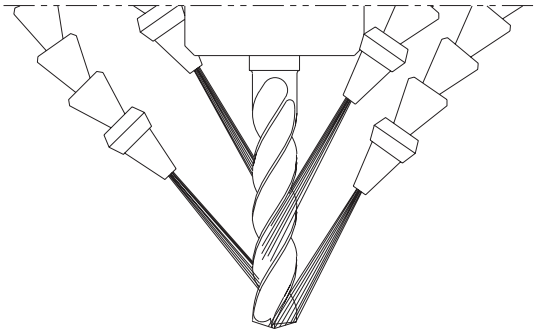

SMALL TIP – HIGH VELOCITY
COMPLETE COVERAGE

- Reducing the nozzle size helps maximize the cooling benefits of the unique double margin design on the Hi-PerCarb drill by increasing velocity. Aim the nozzles in line with the secondary flute located between the two margins as well as the flute for best results.

Recomendaciones en operacion de taladrado

- El líquido de refrigeración actúa movilizando las virutas fuera de la zona de corte, disminuyendo el calor generado durante el proceso de corte y minimizando la fricción.
- Es importante optimizar la presión de la refrigeración y la posición para poder obtener todos los beneficios del refrigerante durante el proceso de corte.
- Una aplicación apropiada de la refrigeración fomenta mayores parámetros de operación, mayores índices de eliminación de material, acabados de superficie mejorados, una duración de la herramienta más predecible, bajo consumo de energía y un tiempo de ciclo reducido.
- La presión del refrigerante es importante, pero lo es más el flujo continuo aplicado a la herramienta; una refrigeración intermitente en el carburo puede ocasionar un estrés térmico en el material y la formación de "micro-fisuras".
- Una limpieza y filtración adecuadas son importantes para que el refrigerante mantenga sus propiedades y beneficios; por otra parte, se evita la reducción de la presión o la posibilidad de obstruir los canales de refrigeración de la broca.

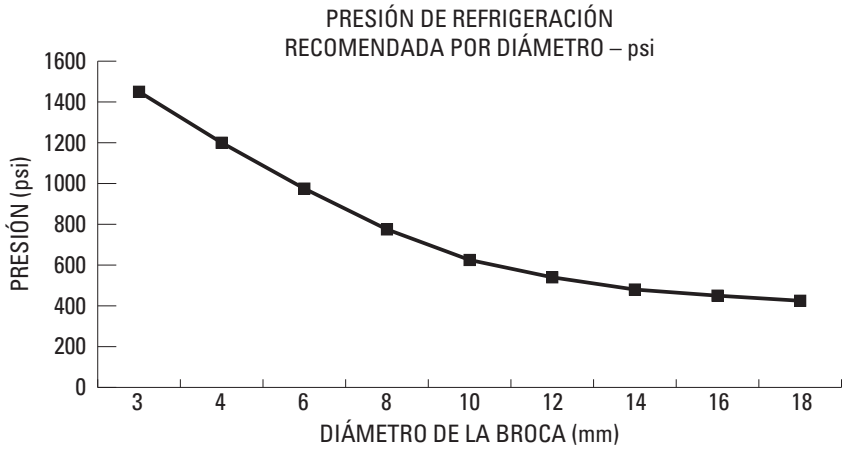

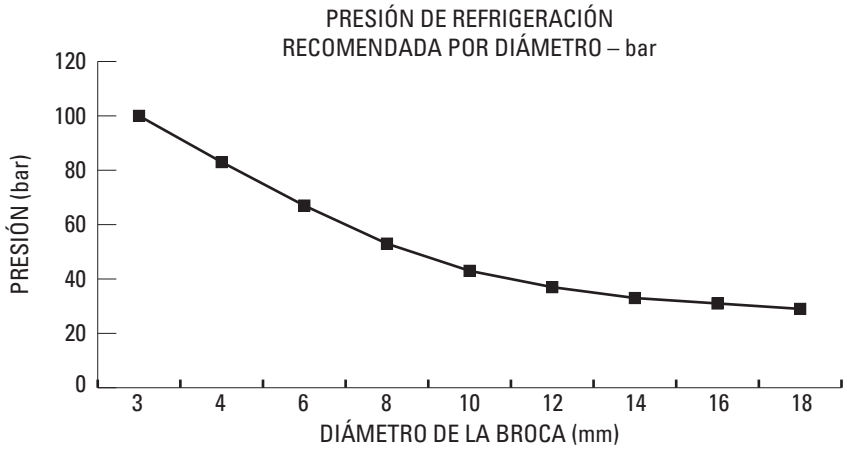

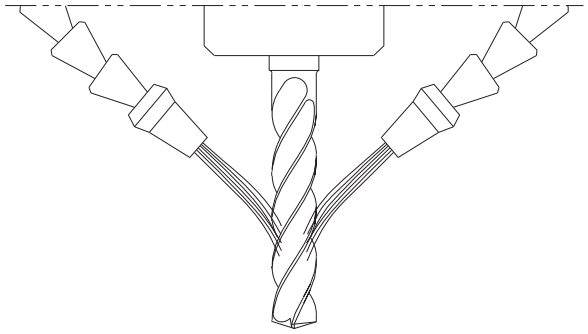

PUNTA GRANDE – BAJA VELOCIDAD
SIN ALCANCE A PROFUNDIDAD MÁXIMA

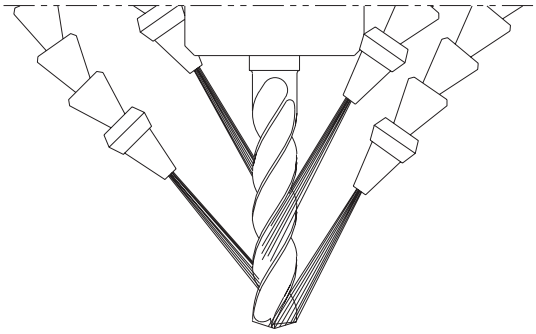

PUNTA PEQUEÑA – ALTA VELOCIDAD
COMPLETO ALCANCE

- Reducir el tamaño de la boquilla ayuda a maximizar los beneficios de refrigeración del exclusivo diseño de doble margen de la broca. Hi-PerCarb aumentando la velocidad. Coloque las boquillas en línea con el segundo filo que se encuentra entre los dos márgenes y también el filo para obtener mejores resultados.

Opérations de perçage
Recommandations en matière de refroidissement

- Le liquide de refroidissement sert à éloigner les copeaux de la zone de coupe, à réduire la chaleur dégagée durant la coupe et à minimiser la friction.
- Il est important d'optimiser la pression et la position du réfrigérant pour en retirer les bénéfices maximums durant la coupe.
- L'application adéquate de réfrigérant se traduit par des paramètres opératoires supérieurs, des taux d'élimination supérieurs des matériaux, de plus belles finitions des surfaces, une durée de vie des outils prévisible, moins de consommation d'énergie et des temps de cycle réduits.
- La pression est importante, mais une pression régulière et l'application sur l'outil sont des facteurs encore plus importants ; le refroidissement intermittent du carbure se traduit par des contraintes thermiques pour le matériau et la formation de microfissures.
- La propreté et le filtrage adéquats des réfrigérants sont importants pour qu'ils conservent leur propriétés, mais aussi pour éviter la réduction de pression du réfrigérant ou le risque d'obturation des conduits à réfrigérant dans les perceuses à réfrigérant intégré.

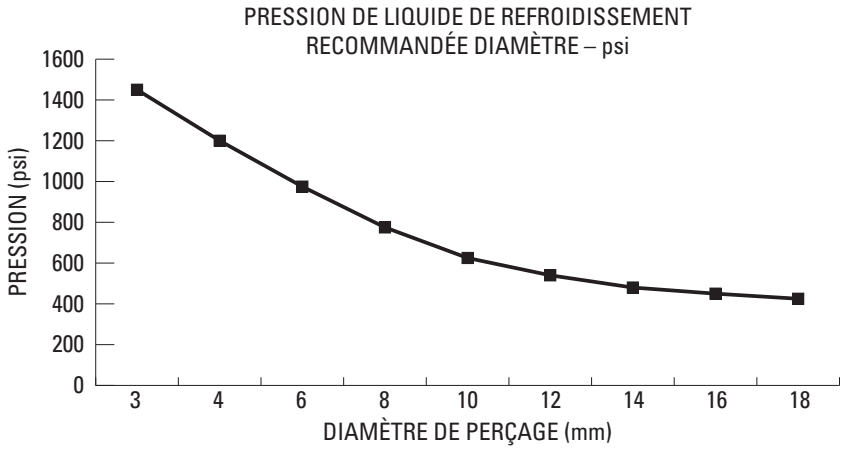

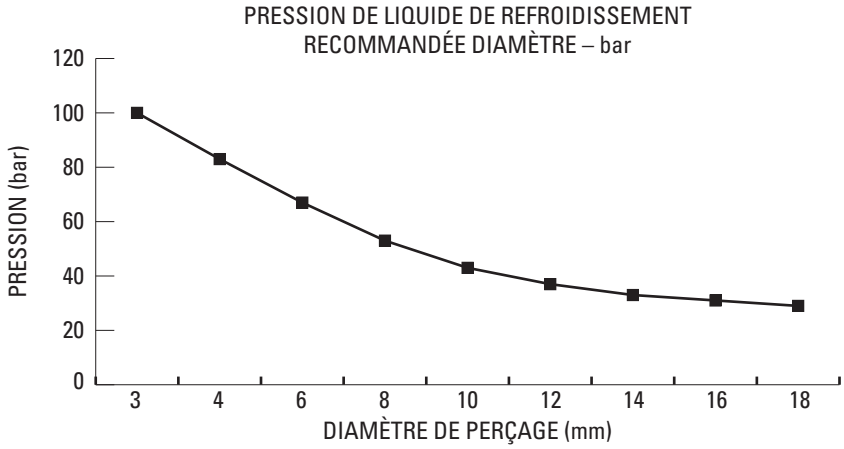

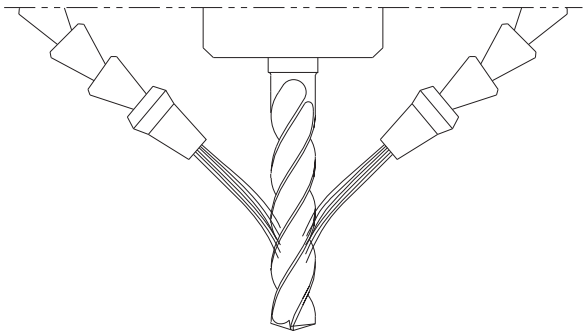

POINTE LARGE – BASSE VITESSE
PAS DE COUVERTURE À LA PROFONDEUR MAXIMUM

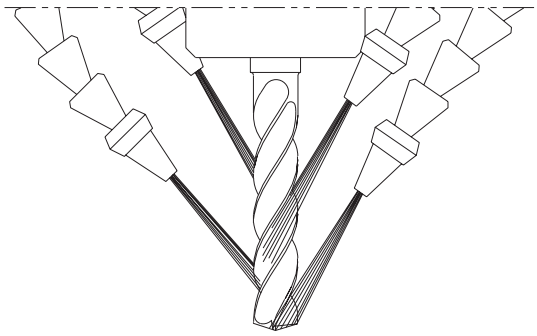

POINTE FINE – GRANDE VITESSE
COUVERTURE COMPLÈTE

- La réduction de la taille de l'embout permet de maximiser les bienfaits du refroidissement du concept à double listel original de la perceuse Hi-PerCarb en augmentant la vitesse. Pour les meilleurs résultats, orientez les embouts dans l'axe de la goujure secondaire située entre les deux listels, de même que la goujure primaire.

Bohrarbeiten Kühlmittelempfehlungen

- Kühlmittel dienen dazu, die Späne aus dem Schneidenbereich zu entfernen, die beim Schneiden erzeugte Wärme abzutransportieren und die Reibung zu verringern.
- Es kommt darauf an, den Kühlschmiermitteldruck und die Zufuhr zu optimieren, um alle Vorteile beim Bohren nutzen zu können.
- Der richtige Kühlschmiermitteleinsatz ermöglicht höhere Schnittparameter, höheren Materialabtrag, bessere Oberflächengüte, vorhersehbare Standzeiten und geringere Leistungsaufnahme und Laufzeiten.
- Der Druck ist wichtig, aber wichtiger ist dessen Konstanz und die Zufuhr zum Werkzeug. Unterbrochene Kühlung des Hartmetalls führt zur thermischen Belastung und Bildung von "Mikrorissen".
- Kühlmitte sind sauber zu halten und zu filtern, damit die Qualität des Kühlmittels erhalten bleibt und der Kühlmitteldruck durch Verstopfung der Kühlmittelkanäle im Bohrer nicht absinkt.

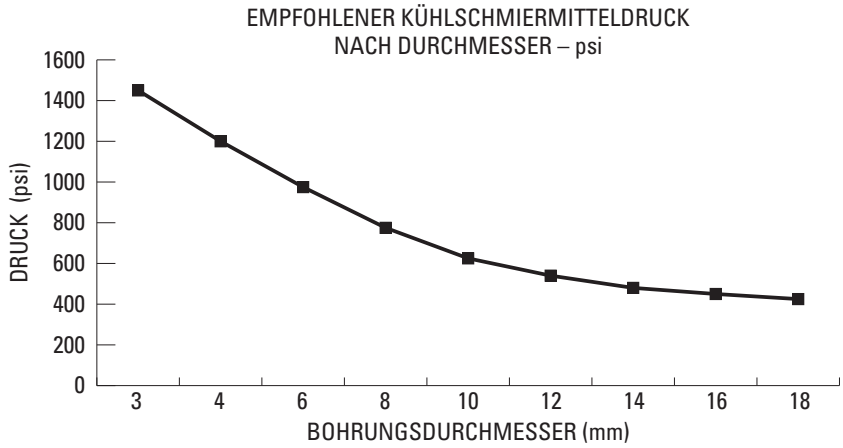

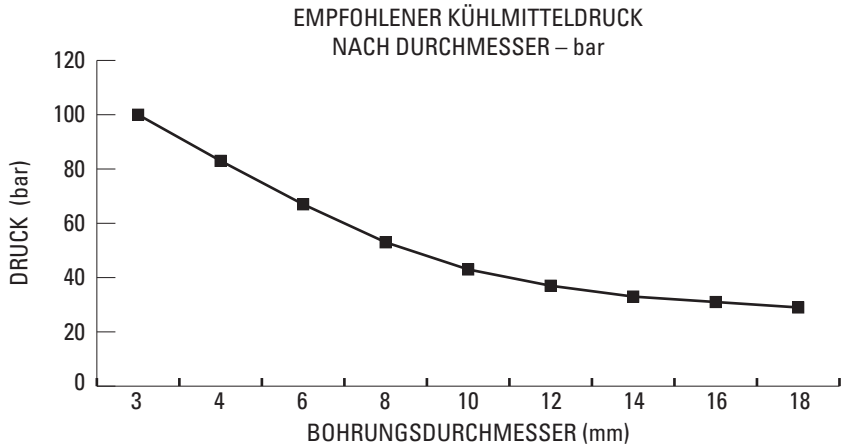

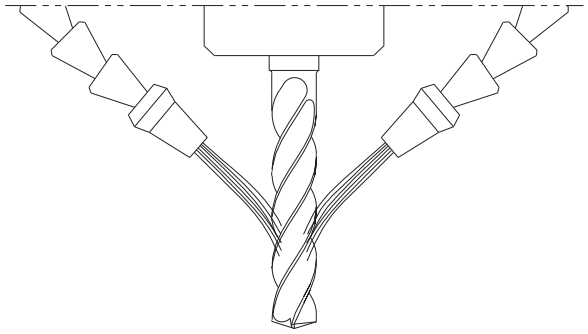

BREITE QUERSCHNEIDE – GERINGE DREHZAHL
KEINE VOLLSTÄNDIGE BENETZUNG BEI MAX. BOHRUNGSTIEFE

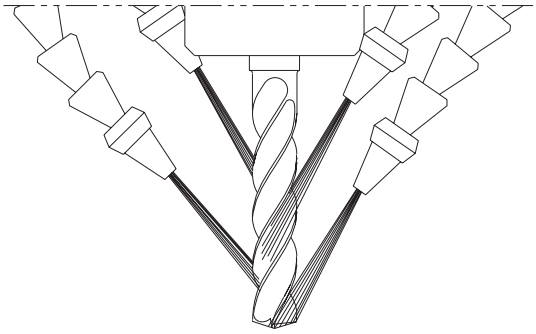

SCHMALE QUERSCHNEIDE – HOHE DREHZAHL
VOLLSTÄNDIGE BENETZUNG

- Durch Verringern der Düsengröße können die vorteilhaften Eigenschaften der Doppelfase genutzt werden, um die Drehzahl des Hi-PerCarb-Bohrers zu steigern. Richten Sie die Düsen auf die Nebennut zwischen beiden Fasen sowie auf die Schneiden aus, um beste Ergebnisse zu erzielen.

HI-PER CARB®
HIGH PERFORMANCE CARBIDE DRILLS

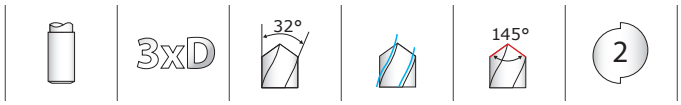

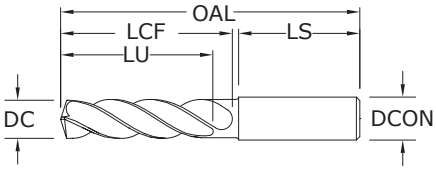

135 3xD

FRACTIONAL & METRIC SERIES

TOLERANCES (inch)

≤.1181 DIAMETER
DC = +.00008/+.00047
DCON = h_6

>.1181–.2362 DIAMETER
DC = +.00016/+.00063
DCON = h_6

>.2362–.3937 DIAMETER
DC = +.00024/+.00083
DCON = h_6

>.3937–.7087 DIAMETER
DC = +.00028/+.00098
DCON = h_6

>.7087–1.1811 DIAMETER
DC = +.00031/+.00114
DCON = h_6

TOLERANCES (mm)

≤3 DIAMETER
DC = +0,002/+0,012
DCON = h_6

>3–6 DIAMETER
DC = +0,004/+0,016
DCON = h_6

>6–10 DIAMETER
DC = +0,006/+0,021
DCON = h_6

>10–18 DIAMETER
DC = +0,007/+0,025
DCON = h_6

>18–30 DIAMETER
DC = +0,008/+0,029
DCON = h_6

- STEELS
- STAINLESS STEELS
- CAST IRON
- HIGH TEMP ALLOYS
- TITANIUM
- NON-FERROUS
- HARDENED STEELS

For patent information visit www.ksptpatents.com

inch & mm									EDP NO.
CUTTING DIAMETER DC	DECIMAL EQUIV.	METRIC EQUIV.	TAP SIZE REFERENCE ONLY	SHANK DIAMETER DCON	OVERALL LENGTH OAL	FLUTE LENGTH LCF	CLEARED LENGTH LU	SHANK LENGTH LS	Ti-NAMITE-A (AlTiN)
1/64	0.0156	0.40		1/8	1-1/2	1/8	5/64	1	51752*
1/32	0.0312	0.79		1/8	1-1/2	1/4	3/16	1	51269*
3/64	0.0469	1.19	1/16-64	1/8	1-1/2	3/8	5/16	1	51270*
1,25 mm	0.0492			3,0	38,0	9,5	8,0	25,0	64500*
1,45 mm	0.0571			3,0	38,0	9,5	8,0	25,0	64501*
#53	0.0595	1.51		1/8	1-1/2	3/8	5/16	1	64502*
1/16	0.0625	1.59	5/64-60	1/8	2	7/16	3/8	1-1/4	51271*
1,6 mm	0.0630			3,0	50,0	11,0	9,0	32,0	64503*
1,75 mm	0.0689			3,0	50,0	11,0	9,0	32,0	64504*
#50	0.0700	1.78		1/8	2	7/16	3/8	1-1/4	64505*
5/64	0.0781	1.98		1/8	2	1/2	7/16	1-1/4	51272*
#47	0.0785	1.99		1/8	2	1/2	7/16	1-1/4	64506*
2,05 mm	0.0807			3,0	50,0	12,0	11,0	32,0	64507*
#46	0.0810	2.06		1/8	2	1/2	7/16	1-1/4	64508*
#43	0.0890	2.26		1/8	2	1/2	7/16	1-1/4	64509*
#42	0.0935	2.37		1/8	2	1/2	7/16	1-1/4	64510*
3/32	0.0938	2.38	1/8-32	1/8	2	1/2	7/16	1-1/4	51273
#40	0.0980	2.49		1/8	2	9/16	1/2	1-1/4	51274
2,5 mm	0.0984			3,0	50,0	14,0	12,0	32,0	64511
#39	0.0995	2.53		1/8	2	9/16	1/2	1-1/4	51753
#38	0.1015	2.58	5-40	1/8	2	9/16	1/2	1-1/4	51754
#37	0.1040	2.64	5-44	1/8	2	9/16	1/2	1-1/4	51755
#36	0.1065	2.71	6-32	1/8	2	9/16	1/2	1-1/4	51756
7/64	0.1094	2.78		1/8	2	5/8	9/16	1-1/4	51275
#35	0.1100	2.79		1/8	2	5/8	9/16	1-1/4	51276
#34	0.1110	2.82		1/8	2	5/8	9/16	1-1/4	51277
#33	0.1130	2.87	6-40	1/8	2	5/8	9/16	1-1/4	51757
2,9 mm	0.1142			3,0	50,0	16,0	14,0	32,0	64512
#32	0.1160	2.95		1/8	2	5/8	9/16	1-1/4	51758
3,0 mm	0.1181			6,0	62,0	20,0	17,0	36,0	63155
#31	0.1200	3.05		1/8	2	5/8	9/16	1-1/4	51759
3,1 mm	0.1220			6,0	62,0	20,0	17,0	36,0	63741
1/8	0.1250	3.18		1/4	2-1/2	3/4	21/32	1-7/16	51330
3,2 mm	0.1260		M3,5 X 0,35	6,0	62,0	20,0	17,0	36,0	63156
#30	0.1285	3.26		1/4	2-1/2	3/4	21/32	1-7/16	51278
3,3 mm	0.1299		M4 X 0,7	6,0	62,0	20,0	17,0	36,0	63157
3,4 mm	0.1339			6,0	62,0	20,0	17,0	36,0	63158
#29	0.1360	3.45	8-32,8-36	1/4	2-1/2	3/4	21/32	1-7/16	51331
3,5 mm	0.1378		M4 X 0,5	6,0	62,0	20,0	17,0	36,0	63159
#28	0.1405	3.57	8-40	1/4	2-1/2	3/4	21/32	1-7/16	51760
9/64	0.1406	3.57		1/4	2-1/2	3/4	21/32	1-7/16	51332
3,6 mm	0.1417		M4 X 0,35	6,0	62,0	20,0	17,0	36,0	63160
#27	0.1440	3.66		1/4	2-1/2	3/4	21/32	1-7/16	51761
3,7 mm	0.1457		M4.5 X 0,75	6,0	62,0	20,0	17,0	36,0	63161
#26	0.1470	3.73	3/16-24	1/4	2-1/2	3/4	21/32	1-7/16	51762
#25	0.1495	3.80	10-24	1/4	2-5/8	7/8	23/32	1-7/16	51333

*Single Margin

continued on next page

- Double margin design improves accuracy and surface finish along with increased strength for aggressive drilling
- Specialized self-centering notched point eliminates the need for spot drilling decreasing thrust and deflection
- Engineered edge protection improves edge strength and reduces edge fatigue allowing for increased feed rates
- Recommended for materials ≤ 56 HRc (≤ 577 Bhn)

Hi-PerCarb®

HI-PERCARB®
HIGH PERFORMANCE CARBIDE DRILLS

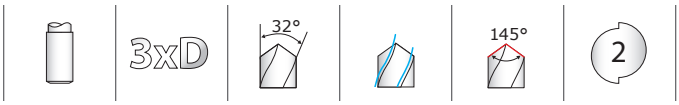

135 3xD

FRACTIONAL & METRIC SERIES

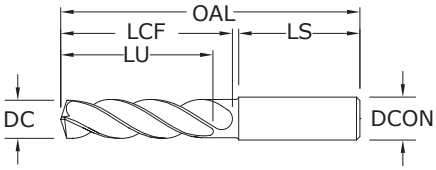

- Double margin design improves accuracy and surface finish along with increased strength for aggressive drilling
- Specialized self-centering notched point eliminates the need for spot drilling decreasing thrust and deflection
- Engineered edge protection improves edge strength and reduces edge fatigue allowing for increased feed rates
- Recommended for materials ≤ 56 HRc (≤ 577 Bhn)

inch & mm									EDP NO.
CUTTING DIAMETER DC	DECIMAL EQUIV.	METRIC EQUIV.	TAP SIZE REFERENCE ONLY	SHANK DIAMETER DCON	OVERALL LENGTH OAL	FLUTE LENGTH LCF	CLEARED LENGTH LU	SHANK LENGTH LS	Ti-NAMITE-A (AlTiN)
3,8 mm	0.1496			6,0	66,0	24,0	21,0	36,0	63742
#24	0.1520	3.86	10-28	1/4	2-5/8	7/8	23/32	1-7/16	51763
3,9 mm	0.1535			6,0	66,0	24,0	21,0	36,0	63743
#23	0.1540	3.91		1/4	2-5/8	7/8	23/32	1-7/16	51764
5/32	0.1562	3.97		1/4	2-5/8	7/8	23/32	1-7/16	51334
#22	0.1570	3.99	10-30	1/4	2-5/8	7/8	23/32	1-7/16	51765
4,0 mm	0.1575		M4,5 X 0,5	6,0	66,0	24,0	21,0	36,0	63162
#21	0.1590	4.04	10-32	1/4	2-5/8	7/8	23/32	1-7/16	51335
#20	0.1610	4.09	13/64-24	1/4	2-5/8	7/8	23/32	1-7/16	51279
4,1 mm	0.1614			6,0	66,0	24,0	21,0	36,0	63744
4,2 mm	0.1654		M5 / M5 X 0,75	6,0	66,0	24,0	21,0	36,0	63163
#19	0.1660	4.22		1/4	2-5/8	7/8	23/32	1-7/16	51766
4,3 mm	0.1693			6,0	66,0	24,0	21,0	36,0	63164
#18	0.1695	4.31		1/4	2-5/8	7/8	23/32	1-7/16	51767
11/64	0.1719	4.37		1/4	2-5/8	7/8	23/32	1-7/16	51336
#17	0.1730	4.39		1/4	2-5/8	7/8	23/32	1-7/16	51768
4,4 mm	0.1732			6,0	66,0	24,0	21,0	36,0	63745
#16	0.1770	4.50	12-24	1/4	2-5/8	7/8	23/32	1-7/16	51769
4,5 mm	0.1772		M5 X 0,5	6,0	66,0	24,0	21,0	36,0	63165
#15	0.1800	4.57		1/4	2-5/8	7/8	23/32	1-7/16	51770
4,6 mm	0.1811		12-28	6,0	66,0	24,0	21,0	36,0	63166
#14	0.1820	4.62		1/4	2-5/8	7/8	23/32	1-7/16	51771
#13	0.1850	4.70	12-32	1/4	2-5/8	7/8	23/32	1-7/16	51772
4,7 mm	0.1850			6,0	66,0	24,0	21,0	36,0	63746
3/16	0.1875	4.76		1/4	2-5/8	1	53/64	1-7/16	51337
#12	0.1890	4.80	7/32-32	1/4	2-5/8	1	53/64	1-7/16	51773
4,8 mm	0.1890			6,0	66,0	28,0	24,0	36,0	63167
#11	0.1910	4.85		1/4	2-5/8	1	53/64	1-7/16	51774
4,9 mm	0.1929			6,0	66,0	28,0	24,0	36,0	63747
#10	0.1935	4.91	14-20	1/4	2-5/8	1	53/64	1-7/16	51775
#9	0.1960	4.98		1/4	2-5/8	1	53/64	1-7/16	51776
5,0 mm	0.1969		M6 X 1	6,0	66,0	28,0	24,0	36,0	63168
#8	0.1990	5.05		1/4	2-5/8	1	53/64	1-7/16	51777
5,1 mm	0.2008			6,0	66,0	28,0	24,0	36,0	63748
#7	0.2010	5.11	1/4-20	1/4	2-5/8	1	53/64	1-7/16	51338
13/64	0.2031	5.16		1/4	2-5/8	1	53/64	1-7/16	51339
#6	0.2040	5.18		1/4	2-5/8	1	53/64	1-7/16	51778
5,2 mm	0.2047		M6 X 0,75	6,0	66,0	28,0	24,0	36,0	63749
#5	0.2055	5.22		1/4	2-5/8	1	53/64	1-7/16	51779
5,25 mm	0.2067			6,0	66,0	28,0	24,0	36,0	63169
5,3 mm	0.2087			6,0	66,0	28,0	24,0	36,0	63170
#4	0.2090	5.31	1/4-24	1/4	2-5/8	1	53/64	1-7/16	51780
5,4 mm	0.2126			6,0	66,0	28,0	24,0	36,0	63750
#3	0.2130	5.41	1/4-28	1/4	2-5/8	1	53/64	1-7/16	51340
5,5 mm	0.2165		M6 X 0,5	6,0	66,0	28,0	24,0	36,0	63171
7/32	0.2188	5.56	1/4-32	1/4	2-5/8	1	53/64	1-7/16	51341

continued on next page

TOLERANCES (inch)

≤.1181 DIAMETER
DC = +.00008/+.00047
DCON = h_6

>.1181–.2362 DIAMETER
DC = +.00016/+.00063
DCON = h_6

>.2362–.3937 DIAMETER
DC = +.00024/+.00083
DCON = h_6

>.3937–.7087 DIAMETER
DC = +.00028/+.00098
DCON = h_6

>.7087–1.1811 DIAMETER
DC = +.00031/+.00114
DCON = h_6

TOLERANCES (mm)

≤3 DIAMETER
DC = +0,002/+0,012
DCON = h_6

>3–6 DIAMETER
DC = +0,004/+0,016
DCON = h_6

>6–10 DIAMETER
DC = +0,006/+0,021
DCON = h_6

>10–18 DIAMETER
DC = +0,007/+0,025
DCON = h_6

>18–30 DIAMETER
DC = +0,008/+0,029
DCON = h_6

- STEELS
- STAINLESS STEELS
- CAST IRON
- HIGH TEMP ALLOYS
- TITANIUM
- NON-FERROUS
- HARDENED STEELS

For patent information visit www.ksptpatents.com

135 3xD

FRACTIONAL & METRIC SERIES

CONTINUED

inch & mm									EDP NO.
CUTTING DIAMETER DC	DECIMAL EQUIV.	METRIC EQUIV.	TAP SIZE REFERENCE ONLY	SHANK DIAMETER DCON	OVERALL LENGTH OAL	FLUTE LENGTH LCF	CLEARED LENGTH LU	SHANK LENGTH LS	Ti-NAMITE-A (AlTiN)
5,6 mm	0.2205			6,0	66,0	28,0	24,0	36,0	63751
#2	0.2210	5.61		1/4	2-5/8	1	53/64	1-7/16	51781
5,7 mm	0.2244			6,0	66,0	28,0	24,0	36,0	63752
#1	0.2280	5.79		1/4	2-5/8	1	53/64	1-7/16	51782
5,8 mm	0.2283			6,0	66,0	28,0	24,0	36,0	63172
5,9 mm	0.2323			6,0	66,0	28,0	24,0	36,0	63753
A	0.2340	5.94		1/4	2-5/8	1	53/64	1-7/16	51601
15/64	0.2344	5.95		1/4	2-5/8	1	53/64	1-7/16	51342
6,0 mm	0.2362	6.00	M7 X 1	6,0	66,0	28,0	24,0	36,0	63173
B	0.2380	6.05		1/4	3-1/8	1-5/16	1-3/64	1-7/16	51602
6,1 mm	0.2402			8,0	79,0	34,0	28,0	36,0	63754
C	0.2420	6.15		1/4	3-1/8	1-5/16	1-3/64	1-7/16	51603
6,2 mm	0.2441			8,0	79,0	34,0	28,0	36,0	63755
D	0.2460	6.25		1/4	3-1/8	1-5/16	1-3/64	1-7/16	51604
6,25 mm	0.2461		M7 X 0,75	8,0	79,0	34,0	28,0	36,0	63174
6,3 mm	0.2480			8,0	79,0	34,0	28,0	36,0	63756
1/4	0.2500	6.35		1/4	3-1/8	1-5/16	1-3/64	1-7/16	51343
6,4 mm	0.2520			8,0	79,0	34,0	28,0	36,0	63175
6,5 mm	0.2559			8,0	79,0	34,0	28,0	36,0	63213
F	0.2570	6.53	5/16-18	5/16	3-1/8	1-5/16	1-3/64	1-7/16	51344
6,6 mm	0.2598			8,0	79,0	34,0	28,0	36,0	63757
G	0.2610	6.63		5/16	3-1/8	1-5/16	1-3/64	1-7/16	51606
6,7 mm	0.2638			8,0	79,0	34,0	28,0	36,0	63758
17/64	0.2656	6.75	5/16-20	5/16	3-1/8	1-5/16	1-3/64	1-7/16	51345
H	0.2660	6.76		5/16	3-1/8	1-5/16	1-3/64	1-7/16	51607
6,8 mm	0.2677		M8 X 1,25	8,0	79,0	34,0	28,0	36,0	63176
6,9 mm	0.2717			8,0	79,0	34,0	28,0	36,0	63759
I	0.2720	6.91	5/16-24	5/16	3-1/8	1-5/16	1-3/64	1-7/16	51346
7,0 mm	0.2756		M8 X 1	8,0	79,0	34,0	28,0	36,0	63177
J	0.2770	7.04		5/16	3-1/8	1-5/16	1-3/64	1-7/16	51608
7,1 mm	0.2795			8,0	79,0	41,0	34,0	36,0	63760
K	0.2810	7.14		5/16	3-1/8	1-9/16	1-3/16	1-7/16	51609
9/32	0.2812	7.14	5/16-32	5/16	3-1/8	1-9/16	1-3/16	1-7/16	51347
7,2 mm	0.2835			8,0	79,0	41,0	34,0	36,0	63761
7,25 mm	0.2854		M8 X 0,75	8,0	79,0	41,0	34,0	36,0	63178
7,3 mm	0.2874			8,0	79,0	41,0	34,0	36,0	63762
L	0.2900	7.37		5/16	3-1/8	1-9/16	1-3/16	1-7/16	51610
7,4 mm	0.2913			8,0	79,0	41,0	34,0	36,0	63763
M	0.2950	7.49		5/16	3-1/8	1-9/16	1-3/16	1-7/16	51611
7,5 mm	0.2953		M8 X 0,5	8,0	79,0	41,0	34,0	36,0	63179
19/64	0.2969	7.54		5/16	3-1/8	1-9/16	1-3/16	1-7/16	51348
7,6 mm	0.2992			8,0	79,0	41,0	34,0	36,0	63764
N	0.3020	7.67		5/16	3-1/8	1-9/16	1-3/16	1-7/16	51612
7,7 mm	0.3031			8,0	79,0	41,0	34,0	36,0	63765
7,8 mm	0.3071		M9 X 1,25	8,0	79,0	41,0	34,0	36,0	63180
7,9 mm	0.3110			8,0	79,0	41,0	34,0	36,0	63766
5/16	0.3125	7.94	3/8-16	5/16	3-1/8	1-9/16	1-3/16	1-7/16	51349
8,0 mm	0.3150		M9 x 1	8,0	79,0	41,0	34,0	36,0	63181
O	0.3160	8.03		3/8	3-1/2	1-27/32	1-37/64	1-9/16	51613
8,1 mm	0.3189			10,0	89,0	47,0	40,0	40,0	63767
8,2 mm	0.3228			10,0	89,0	47,0	40,0	40,0	63768
P	0.3230	8.20		3/8	3-1/2	1-27/32	1-37/64	1-9/16	51614
8,3 mm	0.3268			10,0	89,0	47,0	40,0	40,0	63769
21/64	0.3281	8.33	3/8-20	3/8	3-1/2	1-27/32	1-37/64	1-9/16	51350
8,4 mm	0.3307			10,0	89,0	47,0	40,0	40,0	63182
Q	0.3320	8.43	3/8-24	3/8	3-1/2	1-27/32	1-37/64	1-9/16	51351
8,5 mm	0.3346		M10 X 1,5	10,0	89,0	47,0	40,0	40,0	63183
8,6 mm	0.3386			10,0	89,0	47,0	40,0	40,0	63770

continued on next page

Hi-PerCarb®

HI-PERCARB®
HIGH PERFORMANCE CARBIDE DRILLS

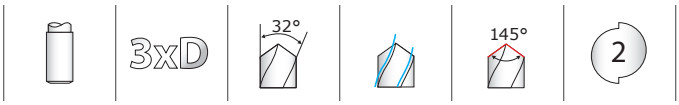

135 3xD

FRACTIONAL & METRIC SERIES

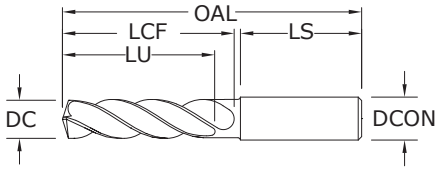

- Double margin design improves accuracy and surface finish along with increased strength for aggressive drilling
- Specialized self-centering notched point eliminates the need for spot drilling decreasing thrust and deflection
- Engineered edge protection improves edge strength and reduces edge fatigue allowing for increased feed rates
- Recommended for materials ≤ 56 HRc (≤ 577 Bhn)

			inch & mm						EDP NO.
CUTTING DIAMETER DC	DECIMAL EQUIV.	METRIC EQUIV.	TAP SIZE REFERENCE ONLY	SHANK DIAMETER DCON	OVERALL LENGTH OAL	FLUTE LENGTH LCF	CLEARED LENGTH LU	SHANK LENGTH LS	Ti-NAMITE-A (AlTiN)
R	0.3390	8.61		3/8	3-1/2	1-27/32	1-37/64	1-9/16	51615
8,7 mm	0.3425			10,0	89,0	47,0	40,0	40,0	63771
11/32	0.3438	8.73	3/8-32	3/8	3-1/2	1-27/32	1-37/64	1-9/16	51352
8,8 mm	0.3465		M10 X 1,25	10,0	89,0	47,0	40,0	40,0	63184
S	0.3480	8.84		3/8	3-1/2	1-27/32	1-37/64	1-9/16	51616
8,9 mm	0.3504			10,0	89,0	47,0	40,0	40,0	63772
9,0 mm	0.3543		M10 X 1	10,0	89,0	47,0	40,0	40,0	63185
T	0.3580	9.09		3/8	3-1/2	1-27/32	1-37/64	1-9/16	51617
9,1 mm	0.3583			10,0	89,0	47,0	40,0	40,0	63773
23/64	0.3594	9.13		3/8	3-1/2	1-27/32	1-37/64	1-9/16	51353
9,2 mm	0.3622		M10 X 0,75	10,0	89,0	47,0	40,0	40,0	63774
9,25 mm	0.3642	9.25		10,0	89,0	47,0	40,0	40,0	63186
9,3 mm	0.3661			10,0	89,0	47,0	40,0	40,0	63775
U	0.3680	9.35	7/16-14	3/8	3-1/2	1-27/32	1-37/64	1-9/16	51354
9,4 mm	0.3701			10,0	89,0	47,0	40,0	40,0	63776
9,5 mm	0.3740		M10 X 0,5	10,0	89,0	47,0	40,0	40,0	63187
3/8	0.3750	9.53		3/8	3-1/2	1-27/32	1-37/64	1-9/16	51355
V	0.3770	9.58		1/2	3-1/2	1-27/32	1-37/64	1-9/16	51618
9,6 mm	0.3780			10,0	89,0	47,0	40,0	40,0	63777
9,7 mm	0.3819			10,0	89,0	47,0	40,0	40,0	63778
9,8 mm	0.3858			10,0	89,0	47,0	40,0	40,0	63779
W	0.3860			1/2	3-1/2	1-27/32	1-37/64	1-9/16	51619
9,9 mm	0.3898			10,0	89,0	47,0	40,0	40,0	63780
25/64	0.3906	9.92	7/16-20	1/2	3-1/2	1-27/32	1-37/64	1-9/16	51356
10,0 mm	0.3937			10,0	89,0	47,0	40,0	40,0	63188
X	0.3970	10.08	7/16-24	1/2	4-1/16	2-3/16	1-51/64	1-49/64	51620
10,1 mm	0.3976			12,0	102,0	55,0	45,0	45,0	63781
10,2 mm	0.4016		M12 X 1,75	12,0	102,0	55,0	45,0	45,0	63189
Y	0.4040	10.26	7/16-28	1/2	4-1/16	2-3/16	1-51/64	1-49/64	51621
10,3 mm	0.4055			12,0	102,0	55,0	45,0	45,0	63782
13/32	0.4062	10.32		1/2	4-1/16	2-3/16	1-51/64	1-49/64	51357
10,4 mm	0.4094			12,0	102,0	55,0	45,0	45,0	63783
Z	0.4130	10.49		1/2	4-1/16	2-3/16	1-51/64	1-49/64	51622
10,5 mm	0.4134		M12 X 1,5	12,0	102,0	55,0	45,0	45,0	63190
10,6 mm	0.4173			12,0	102,0	55,0	45,0	45,0	63784
10,7 mm	0.4213			12,0	102,0	55,0	45,0	45,0	63785
27/64	0.4219	10.72	1/2-13	1/2	4-1/16	2-3/16	1-51/64	1-49/64	51358
10,8 mm	0.4252		M12 X 1,25	12,0	102,0	55,0	45,0	45,0	63191
10,9 mm	0.4291			12,0	102,0	55,0	45,0	45,0	63786
11,0 mm	0.4331		M12 X 1	12,0	102,0	55,0	45,0	45,0	63192
11,1 mm	0.4370			12,0	102,0	55,0	45,0	45,0	63787
7/16	0.4375	11.11	1/4-18 NPT	1/2	4-1/16	2-3/16	1-51/64	1-49/64	51359
11,2 mm	0.4409			12,0	102,0	55,0	45,0	45,0	63788
11,25 mm	0.4429			12,0	102,0	55,0	45,0	45,0	63193
11,3 mm	0.4449			12,0	102,0	55,0	45,0	45,0	63789

continued on next page

TOLERANCES (inch)

≤.1181 DIAMETER
DC = +.00008/+.00047
DCON = h_6

>.1181–.2362 DIAMETER
DC = +.00016/+.00063
DCON = h_6

>.2362–.3937 DIAMETER
DC = +.00024/+.00083
DCON = h_6

>.3937–.7087 DIAMETER
DC = +.00028/+.00098
DCON = h_6

>.7087–1.1811 DIAMETER
DC = +.00031/+.00114
DCON = h_6

TOLERANCES (mm)

≤3 DIAMETER
DC = +0,002/+0,012
DCON = h_6

>3–6 DIAMETER
DC = +0,004/+0,016
DCON = h_6

>6–10 DIAMETER
DC = +0,006/+0,021
DCON = h_6

>10–18 DIAMETER
DC = +0,007/+0,025
DCON = h_6

>18–30 DIAMETER
DC = +0,008/+0,029
DCON = h_6

- STEELS
- STAINLESS STEELS
- CAST IRON
- HIGH TEMP ALLOYS
- TITANIUM
- NON-FERROUS
- HARDENED STEELS

For patent information visit www.ksptpatents.com

HI-PER CARB®
HIGH PERFORMANCE CARBIDE DRILLS

135 3xD

FRACTIONAL & METRIC SERIES

CONTINUED

inch & mm									EDP NO.
CUTTING DIAMETER DC	DECIMAL EQUIV.	METRIC EQUIV.	TAP SIZE REFERENCE ONLY	SHANK DIAMETER DCON	OVERALL LENGTH OAL	FLUTE LENGTH LCF	CLEARED LENGTH LU	SHANK LENGTH LS	Ti-NAMITE-A (AlTiN)
11,4 mm	0.4488			12,0	102,0	55,0	45,0	45,0	63790
11,5 mm	0.4528		M12 X 0,5	12,0	102,0	55,0	45,0	45,0	63194
29/64	0.4531	11.51	1/2-20	1/2	4-1/16	2-3/16	1-51/64	1-49/64	51360
11,6 mm	0.4567			12,0	102,0	55,0	45,0	45,0	63791
11,7 mm	0.4606			12,0	102,0	55,0	45,0	45,0	63792
11,8 mm	0.4646			12,0	102,0	55,0	45,0	45,0	63793
11,9 mm	0.4685			12,0	102,0	55,0	45,0	45,0	63794
15/32	0.4688	11.91	1/2-28	1/2	4-1/16	2-3/16	1-51/64	1-49/64	51361
12,0 mm	0.4724		M14 X 2	12,0	102,0	55,0	45,0	45,0	63195
31/64	0.4844	12.30	9/16-12	1/2	4-1/4	2-5/16	1-7/8	1-49/64	51362
12,5 mm	0.4921		M14 X 1,5	14,0	107,0	60,0	49,0	45,0	63196
1/2	0.5000	12.70		1/2	4-1/4	2-5/16	1-7/8	1-49/64	51363
12,8 mm	0.5039		M14 X 1,25	14,0	107,0	60,0	49,0	45,0	63197
13,0 mm	0.5118		M14 X 1	14,0	107,0	60,0	49,0	45,0	63198
33/64	0.5156	13.10	9/16-18	5/8	4-1/4	2-5/16	1-7/8	1-49/64	51364
17/32	0.5312	13.49	5/8-11	5/8	4-1/4	2-5/16	1-7/8	1-49/64	51365
13,5 mm	0.5315			14,0	107,0	60,0	49,0	45,0	63199
35/64	0.5469	13.89	5/8-12	5/8	4-1/4	2-5/16	1-7/8	1-49/64	51783
14,0 mm	0.5512		M16 X 2	14,0	107,0	60,0	49,0	45,0	63200
9/16	0.5625	14.29		5/8	4-9/16	2-1/2	2	1-57/64	51366
14,5 mm	0.5709		M16 X 1,5	16,0	115,0	65,0	51,0	48,0	63201
37/64	0.5781	14.68	5/8-18	5/8	4-9/16	2-1/2	2	1-57/64	51367
15,0 mm	0.5906		M16 X 1	16,0	115,0	65,0	51,0	48,0	63202
19/32	0.5938	15.08	11/16-11	5/8	4-9/16	2-1/2	2	1-57/64	51784
39/64	0.6094	15.48	11/16-12	5/8	4-9/16	2-1/2	2	1-57/64	51785
15,5 mm	0.6102		M18 X 2,5	16,0	115,0	65,0	51,0	48,0	63203
5/8	0.6250	15.88	11/16-16	5/8	4-9/16	2-1/2	2	1-57/64	51368
16,0 mm	0.6299			16,0	115,0	65,0	51,0	48,0	63204
41/64	0.6406	16.27	11/16-24	3/4	4-7/8	2-3/4	2-5/16	1-57/64	51786
16,5 mm	0.6496		M18 X 1,5	18,0	123,0	73,0	58,0	48,0	63205
21/32	0.6562	16.67	3/4-10	3/4	4-7/8	2-3/4	2-5/16	1-57/64	51369
17,0 mm	0.6693			18,0	123,0	73,0	58,0	48,0	63206
43/64	0.6719	17.07	3/4-12	3/4	4-7/8	2-3/4	2-5/16	1-57/64	51787
11/16	0.6875	17.46	3/4-16	3/4	4-7/8	2-3/4	2-5/16	1-57/64	51370
17,5 mm	0.6890		M20 X 2,5	18,0	123,0	73,0	58,0	48,0	63207
45/64	0.7031	17.86	3/4-20, 1/2-14 NPT	3/4	4-7/8	2-3/4	2-5/16	1-57/64	51788
18,0 mm	0.7087			18,0	123,0	73,0	58,0	48,0	63208
23/32	0.7188	18.26		3/4	4-7/8	2-3/4	2-5/16	1-57/64	51789
18,5 mm	0.7283		M20 X 1,5	20,0	131,0	79,0	63,0	50,0	63209
47/64	0.7344	18.65	13/16-12	3/4	4-7/8	2-3/4	2-5/16	1-57/64	51790
19,0 mm	0.7480			20,0	131,0	79,0	63,0	50,0	63210
3/4	0.7500	19.05	13/16-16	3/4	5-1/4	3-1/16	2-7/16	1-31/32	51371
49/64	0.7656	19.45	7/8-9	7/8	5-1/4	3-1/16	2-7/16	1-31/32	51372
19,5 mm	0.7677		M22 X 2,5	20,0	131,0	79,0	63,0	50,0	63211
25/32	0.7812	19.84		7/8	6	3-11/16	2-11/16	2-1/8	51791
20,0 mm	0.7874			20,0	131,0	79,0	63,0	50,0	63212
51/64	0.7969	20.24	7/8-12	7/8	6	3-11/16	2-11/16	2-1/8	51792
20,5 mm	0.8071			22,0	150,0	93,0	73,0	53,0	64513
13/16	0.8125	20.64	7/8-14	7/8	6	3-11/16	2-11/16	2-1/8	51373
21,0 mm	0.8268			22,0	150,0	93,0	73,0	53,0	64514
22,0 mm	0.8661			22,0	150,0	93,0	73,0	53,0	64515
7/8	0.8750	22.23	15/16-16, 1-8	7/8	6	3-11/16	2-11/16	2-1/8	51374
59/64	0.9219	23.42	1-12	1	6	3-11/16	2-11/16	2-1/8	51375

Hi-PerCarb®

	Series 135 3D Fractional	Hardness	Vc (sfm)		DC • in 1/32	1/8	1/4	3/8	1/2	5/8	7/8
P	CARBON STEELS 1018, 1040, 1080, 1090, 10L50, 1140, 1212, 12L15, 1525, 1536	≤ 175 Bhn or ≤ 7 HRc	385	RPM	47062	11766	5883	3922	2941	2353	1681
			(308-462)	Fr	0.0010	0.0038	0.0076	0.0115	0.0153	0.0191	0.0268
				Feed (ipm)	45.0	45.0	45.0	45.0	45.0	45.0	45.0
		≤ 275 Bhn or ≤ 28 HRc	350	RPM	42784	10696	5348	3565	2674	2139	1528
			(280-420)	Fr	0.0009	0.0036	0.0071	0.0107	0.0142	0.0178	0.0249
				Feed (ipm)	38.0	38.0	38.0	38.0	38.0	38.0	38.0
		≤ 425 Bhn or ≤ 45 HRc	200	RPM	24448	6112	3056	2037	1528	1222	873
			(160-240)	Fr	0.0007	0.0029	0.0059	0.0088	0.0118	0.0147	0.0206
				Feed (ipm)	18.0	18.0	18.0	18.0	18.0	18.0	18.0
	ALLOY STEELS 4140, 4150, 4320, 5120, 5150, 8630, 86L20, 50100	≤ 275 Bhn or ≤ 28 HRc	300	RPM	36672	9168	4584	3056	2292	1834	1310
			(240-360)	Fr	0.0007	0.0029	0.0059	0.0088	0.0118	0.0147	0.0206
				Feed (ipm)	27.0	27.0	27.0	27.0	27.0	27.0	27.0
		≤ 375 Bhn or ≤ 40 HRc	185	RPM	22614	5654	2827	1885	1413	1131	808
			(148-222)	Fr	0.0006	0.0026	0.0051	0.0077	0.0103	0.0128	0.0180
				Feed (ipm)	14.5	14.5	14.5	14.5	14.5	14.5	14.5
		≤ 450 Bhn or ≤ 48 HRc	130	RPM	15891	3973	1986	1324	993	795	568
			(104-156)	Fr	0.0004	0.0018	0.0035	0.0053	0.0070	0.0088	0.0123
				Feed (ipm)	7.0	7.0	7.0	7.0	7.0	7.0	7.0
M	STAINLESS STEELS (FREE MACHINING) 303, 416, 420F, 430F, 440F	≤ 185 Bhn or ≤ 9 HRc	275	RPM	33616	8404	4202	2801	2101	1681	1201
			(220-330)	Fr	0.0006	0.0026	0.0051	0.0077	0.0102	0.0128	0.0179
				Feed (ipm)	21.5	21.5	21.5	21.5	21.5	21.5	21.5
		≤ 275 Bhn or ≤ 28 HRc	170	RPM	20781	5195	2598	1732	1299	1039	742
			(136-204)	Fr	0.0005	0.0020	0.0040	0.0061	0.0081	0.0101	0.0141
				Feed (ipm)	10.5	10.5	10.5	10.5	10.5	10.5	10.5
	STAINLESS STEELS (DIFFICULT) 304, 316, 321, 13-8 PH, 15-5PH, 17-4 PH, Custom 450	≤ 275 Bhn or ≤ 28 HRc	90	RPM	11002	2750	1375	917	688	550	393
			(72-108)	Fr	0.0005	0.0020	0.0040	0.0060	0.0080	0.0100	0.0140
				Feed (ipm)	5.5	5.5	5.5	5.5	5.5	5.5	5.5
		≤ 375 Bhn or ≤ 40 HRc	65	RPM	7946	1986	993	662	497	397	284
			(52-78)	Fr	0.0004	0.0018	0.0035	0.0053	0.0070	0.0088	0.0123
				Feed (ipm)	3.5	3.5	3.5	3.5	3.5	3.5	3.5
K	CAST IRONS Gray, Malleable, Ductile	≤ 220 Bhn or ≤ 19 HRc	320	RPM	39117	9779	4890	3260	2445	1956	1397
			(256-384)	Fr	0.0012	0.0046	0.0092	0.0138	0.0184	0.0230	0.0322
				Feed (ipm)	45.0	45.0	45.0	45.0	45.0	45.0	45.0
		≤ 260 Bhn or ≤ 26 HRc	285	RPM	34838	8710	4355	2903	2177	1742	1244
			(228-342)	Fr	0.0011	0.0046	0.0092	0.0138	0.0184	0.0230	0.0321
				Feed (ipm)	40.0	40.0	40.0	40.0	40.0	40.0	40.0

continued on next page

Hi-PerCarb®

	Series 135 3D Fractional	Hardness	Vc (sfm)		DC • in 1/32	1/8	1/4	3/8	1/2	5/8	7/8
N	ALUMINUM ALLOYS 2017, 2024, 356, 6061, 7075	≤ 80 Bhn or ≤ 47 HRb	700	RPM	85568	21392	10696	7131	5348	4278	3056
			(560-840)	Fr	0.0012	0.0049	0.0098	0.0147	0.0196	0.0245	0.0344
				Feed (ipm)	105.0	105.0	105.0	105.0	105.0	105.0	105.0
		≤ 150 Bhn or ≤ 7 HRc	600	RPM	73344	18336	9168	6112	4584	3667	2619
			(480-720)	Fr	0.0012	0.0050	0.0099	0.0149	0.0199	0.0248	0.0347
				Feed (ipm)	91.0	91.0	91.0	91.0	91.0	91.0	91.0
	COPPER ALLOYS Alum Bronze, C110, Muntz Brass	≤ 140 Bhn or ≤ 3 HRc	500	RPM	61120	15280	7640	5093	3820	3056	2183
			(400-600)	Fr	0.0005	0.0020	0.0039	0.0059	0.0079	0.0098	0.0137
				Feed (ipm)	30.0	30.0	30.0	30.0	30.0	30.0	30.0
		≤ 200 Bhn or ≤ 23 HRc	400	RPM	48896	12224	6112	4075	3056	2445	1746
			(320-480)	Fr	0.0005	0.0020	0.0040	0.0060	0.0080	0.0100	0.0140
				Feed (ipm)	24.5	24.5	24.5	24.5	24.5	24.5	24.5
S	SUPER ALLOYS (NICKEL , COBALT, IRON BASE) Inconel 601, 617, 625, Incoloy, Monel 400, Rene, Waspaloy	≤ 300 Bhn or ≤ 32 HRc	55	RPM	6723	1681	840	560	420	336	240
			(44-66)	Fr	0.0002	0.0008	0.0015	0.0023	0.0031	0.0039	0.0054
				Feed (ipm)	1.3	1.3	1.3	1.3	1.3	1.3	1.3
		≤ 400 Bhn or ≤ 43 HRc	30	RPM	3667	917	458	306	229	183	131
			(24-36)	Fr	0.0002	0.0007	0.0013	0.0020	0.0026	0.0033	0.0046
				Feed (ipm)	0.6	0.6	0.6	0.6	0.6	0.6	0.6
	TITANIUM ALLOYS Pure Titanium, Ti6Al4V, Ti6Al2Sn4Zr2Mo, Ti4Al4Mo2Sn0.5Si, Ti-6Al4V	≤ 275 Bhn or ≤ 28 HRc	135	RPM	16502	4126	2063	1375	1031	825	589
			(108-162)	Fr	0.0004	0.0018	0.0035	0.0053	0.0071	0.0088	0.0124
				Feed (ipm)	7.3	7.3	7.3	7.3	7.3	7.3	7.3
		≤ 350 Bhn or ≤ 38 HRc	100	RPM	12224	3056	1528	1019	764	611	437
			(80-120)	Fr	0.0004	0.0016	0.0033	0.0049	0.0065	0.0082	0.0115
				Feed (ipm)	5.0	5.0	5.0	5.0	5.0	5.0	5.0
		≤ 440 Bhn or ≤ 47 HRc	55	RPM	6723	1681	840	560	420	336	240
			(44-66)	Fr	0.0003	0.0012	0.0024	0.0036	0.0048	0.0059	0.0083
				Feed (ipm)	2.0	2.0	2.0	2.0	2.0	2.0	2.0
H	TOOL STEELS A2, D2, H13, L2, M2, P20, S7, T15, W2	≤ 200 Bhn or ≤ 13 HRc	130	RPM	15891	3973	1986	1324	993	795	568
			(104-156)	Fr	0.0007	0.0026	0.0053	0.0079	0.0106	0.0132	0.0185
				Feed (ipm)	10.5	10.5	10.5	10.5	10.5	10.5	10.5
		≤ 375 Bhn or ≤ 40 HRc	90	RPM	11002	2750	1375	917	688	550	393
			(72-108)	Fr	0.0003	0.0012	0.0023	0.0035	0.0047	0.0058	0.0081
				Feed (ipm)	3.2	3.2	3.2	3.2	3.2	3.2	3.2
		≤ 475 Bhn or ≤ 50 HRc	75	RPM	9168	2292	1146	764	573	458	327
			(60-90)	Fr	0.0002	0.0008	0.0016	0.0024	0.0031	0.0039	0.0055
				Feed (ipm)	1.8	1.8	1.8	1.8	1.8	1.8	1.8

Bhn (Brinell) HRc (Rockwell C) HRb (Rockwell B)
rpm = Vc x 3.82 / DC
ipm = Fr x rpm
reduce speed and feed for materials harder than listed
refer to the SGS Tool Wizard® for complete technical information (www.kyocera-sgstool.com)

Hi-PerCarb®

	Series 135 3D Metric	Hardness	Vc (m/min)		DC • mm 1.5	3	6	8	10	12	16	20
P	CARBON STEELS 1018, 1040, 1080, 1090, 10L50, 1140, 1212, 12L15, 1525, 1536	≤ 175 Bhn or ≤ 7 HRc	117	RPM	24882	12441	6220	4665	3732	3110	2333	1866
			(94-141)	Fr	0.047	0.094	0.189	0.252	0.315	0.378	0.504	0.630
				Feed (mm/min)	1175	1175	1175	1175	1175	1175	1175	1175
		≤ 275 Bhn or ≤ 28 HRc	107	RPM	22620	11310	5655	4241	3393	2827	2121	1696
			(85-128)	Fr	0.043	0.086	0.172	0.229	0.286	0.343	0.457	0.572
				Feed (mm/min)	970	970	970	970	970	970	970	970
		≤ 475 Bhn or ≤ 45 HRc	61	RPM	12926	6463	3231	2424	1939	1616	1212	969
			(49-73)	Fr	0.036	0.071	0.142	0.190	0.237	0.285	0.380	0.475
				Feed (mm/min)	460	460	460	460	460	460	460	460
	ALLOY STEELS 4140, 4150, 4320, 5120, 5150, 8630, 86L20, 50100	≤ 275 Bhn or ≤ 28 HRc	91	RPM	19388	9694	4847	3635	2908	2424	1818	1454
			(73-110)	Fr	0.036	0.071	0.142	0.190	0.237	0.285	0.380	0.475
				Feed (mm/min)	690	690	690	690	690	690	690	690
		≤ 375 Bhn or ≤ 40 HRc	56	RPM	11956	5978	2989	2242	1793	1495	1121	897
			(45-68)	Fr	0.031	0.061	0.122	0.163	0.204	0.244	0.326	0.407
				Feed (mm/min)	365	365	365	365	365	365	365	365
		≤ 450 Bhn or ≤ 48 HRc	40	RPM	8402	4201	2100	1575	1260	1050	788	630
			(32-48)	Fr	0.021	0.042	0.083	0.111	0.139	0.167	0.222	0.278
				Feed (mm/min)	175	175	175	175	175	175	175	175
M	STAINLESS STEELS (FREE MACHINING) 303, 416, 420F, 430F, 440F	≤ 185 Bhn or ≤ 9 HRc	84	RPM	17773	8886	4443	3332	2666	2222	1666	1333
			(67-101)	Fr	0.031	0.061	0.123	0.164	0.204	0.245	0.327	0.409
				Feed (mm/min)	545	545	545	545	545	545	545	545
		≤ 275 Bhn or ≤ 28 HRc	52	RPM	10987	5493	2747	2060	1648	1373	1030	824
			(41-62)	Fr	0.024	0.047	0.095	0.126	0.158	0.189	0.252	0.316
				Feed (mm/min)	260	260	260	260	260	260	260	260
	STAINLESS STEELS (DIFFICULT) 304, 316, 321, 13-8 PH, 15-5PH, 17-4 PH, Custom 450	≤ 275 Bhn or ≤ 28 HRc	27	RPM	5816	2908	1454	1091	872	727	545	436
			(22-33)	Fr	0.023	0.046	0.093	0.124	0.155	0.186	0.248	0.309
				Feed (mm/min)	135	135	135	135	135	135	135	135
		≤ 375 Bhn or ≤ 40 HRc	20	RPM	4201	2100	1050	788	630	525	394	315
			(16-24)	Fr	0.020	0.040	0.081	0.108	0.135	0.162	0.216	0.270
				Feed (mm/min)	85	85	85	85	85	85	85	85
K	CAST IRONS Gray, Malleable, Ductile	≤ 220 Bhn or ≤ 19 HRc	98	RPM	20681	10340	5170	3878	3102	2585	1939	1551
			(78-117)	Fr	0.055	0.110	0.220	0.293	0.366	0.439	0.585	0.732
				Feed (mm/min)	1135	1135	1135	1135	1135	1135	1135	1135
		≤ 260 Bhn or ≤ 26 HRc	87	RPM	18419	9209	4605	3454	2763	2302	1727	1381
			(69-104)	Fr	0.055	0.110	0.219	0.292	0.366	0.439	0.585	0.731
				Feed (mm/min)	1010	1010	1010	1010	1010	1010	1010	1010

continued on next page

Hi-PerCarb®

	Series 135 3D Metric	Hardness	Vc (m/min)		DC • mm 1.5	3	6	8	10	12	16	20
N	ALUMINUM ALLOYS 2017, 2024, 356, 6061, 7075	≤ 80 Bhn or ≤ 47 HRb	213	RPM	45239	22620	11310	8482	6786	5655	4241	3393
			(171-256)	Fr	0.059	0.119	0.238	0.317	0.396	0.476	0.634	0.793
				Feed (mm/min)	2690	2690	2690	2690	2690	2690	2690	2690
		≤ 150 Bhn or ≤ 7 HRc	183	RPM	38777	19388	9694	7271	5816	4847	3635	2908
			(146-219)	Fr	0.060	0.120	0.240	0.320	0.400	0.480	0.640	0.799
				Feed (mm/min)	2325	2325	2325	2325	2325	2325	2325	2325
	COPPER ALLOYS Alum Bronze, C110, Muntz Brass	≤ 140 Bhn or ≤ 3 HRc	152	RPM	32314	16157	8078	6059	4847	4039	3029	2424
			(122-183)	Fr	0.024	0.048	0.096	0.128	0.160	0.192	0.256	0.320
				Feed (mm/min)	776	776	776	776	776	776	776	776
		≤ 200 Bhn or ≤ 23 HRc	122	RPM	25851	12926	6463	4847	3878	3231	2424	1939
			(98-146)	Fr	0.024	0.049	0.097	0.130	0.162	0.195	0.260	0.325
				Feed (mm/min)	630	630	630	630	630	630	630	630
S	SUPER ALLOYS (NICKEL , COBALT, IRON BASE) Inconel 601, 617, 625, Incoloy, Monel 400, Rene, Waspaloy	≤ 300 Bhn or ≤ 32 HRc	17	RPM	3555	1777	889	666	533	444	333	267
			(13-20)	Fr	0.010	0.020	0.039	0.053	0.066	0.079	0.105	0.131
				Feed (mm/min)	35	35	35	35	35	35	35	35
		≤ 400 Bhn or ≤ 43 HRc	9	RPM	1939	969	485	364	291	242	182	145
			(7-11)	Fr	0.008	0.015	0.031	0.041	0.052	0.062	0.083	0.103
				Feed (mm/min)	15	15	15	15	15	15	15	15
	TITANIUM ALLOYS Pure Titanium, Ti6Al4V, Ti6Al2Sn4Zr2Mo, Ti4Al4Mo2Sn0.5Si, Ti-6Al4V	≤ 275 Bhn or ≤ 28 HRc	41	RPM	8725	4362	2181	1636	1309	1091	818	654
			(33-49)	Fr	0.021	0.042	0.085	0.113	0.141	0.170	0.226	0.283
				Feed (mm/min)	185	185	185	185	185	185	185	185
		≤ 350 Bhn or ≤ 38 HRc	30	RPM	6463	3231	1616	1212	969	808	606	485
			(24-37)	Fr	0.019	0.039	0.077	0.103	0.129	0.155	0.206	0.258
				Feed (mm/min)	125	125	125	125	125	125	125	125
		≤ 440 Bhn or ≤ 47 HRc	17	RPM	3555	1777	889	666	533	444	333	267
			(13-20)	Fr	0.014	0.028	0.056	0.075	0.094	0.113	0.150	0.188
				Feed (mm/min)	50	50	50	50	50	50	50	50
H	TOOL STEELS A2, D2, H13, L2, M2, P20, S7, T15, W2	≤ 200 Bhn or ≤ 13 HRc	40	RPM	8402	4201	2100	1575	1260	1050	788	630
			(32-48)	Fr	0.032	0.063	0.126	0.168	0.210	0.252	0.336	0.421
				Feed (mm/min)	265	265	265	265	265	265	265	265
		≤ 375 Bhn or ≤ 40 HRc	27	RPM	5816	2908	1454	1091	872	727	545	436
			(22-33)	Fr	0.014	0.028	0.055	0.073	0.092	0.110	0.147	0.183
				Feed (mm/min)	80	80	80	80	80	80	80	80
		≤ 475 Bhn or ≤ 50 HRc	23	RPM	4847	2424	1212	909	727	606	454	364
			(18-27)	Fr	0.009	0.019	0.037	0.050	0.062	0.074	0.099	0.124
				Feed (mm/min)	45	45	45	45	45	45	45	45

Bhn (Brinell) HRc (Rockwell C) HRb (Rockwell B)
rpm = (Vc x 1000) / (DC x 3.14)
mm/min = Fr x rpm
reduce speed and feed for materials harder than listed
refer to the SGS Tool Wizard® for complete technical information (www.kyocera-sgstool.com)

Hi-PerCarb®

HI-PERCARB®
HIGH PERFORMANCE CARBIDE DRILLS

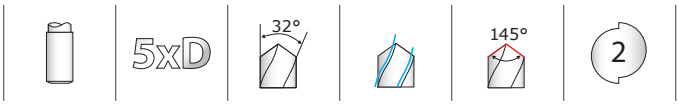

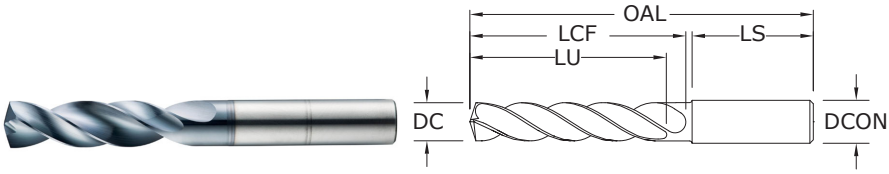

135 5xD

FRACTIONAL & METRIC SERIES

- Double margin design improves accuracy and surface finish along with increased strength for aggressive drilling
- Specialized self-centering notched point eliminates the need for spot drilling decreasing thrust and deflection
- Engineered edge protection improves edge strength and reduces edge fatigue allowing for increased feed rates
- Recommended for materials ≤ 56 HRc (≤ 577 Bhn)

inch & mm									EDP NO.
CUTTING DIAMETER DC	DECIMAL EQUIV.	METRIC EQUIV.	TAP SIZE REFERENCE ONLY	SHANK DIAMETER DCON	OVERALL LENGTH OAL	FLUTE LENGTH LCF	CLEARED LENGTH LU	SHANK LENGTH LS	Ti-NAMITE-A (AlTiN)
1/64	0.0156	0.40		1/8	1 1/2	5/32	7/64	1	52300*
1/32	0.0312	0.79		1/8	1 1/2	5/16	7/32	1	52301*
3/64	0.0469	1.19	1/16-64	1/8	1 1/2	25/64	19/64	1	52302*
1,25 mm	0.0492			3,0	38,0	10,0	7,5	25,0	64520*
1,45 mm	0.0571			3,0	38,0	10,0	7,5	25,0	64521*
#53	0.0595	1.51		1/8	1-1/2	25/64	19/64	1	64522*
1/16	0.0625	1.59	5/64-60	1/8	2	15/32	23/64	1-1/4	52303*
1,6 mm	0.0630			3,0	50,0	12,0	9,0	32,0	64523*
1,75 mm	0.0689			3,0	50,0	12,0	9,0	32,0	64524*
#50	0.0700	1.78		1/8	2	15/32	23/64	1-1/4	64525*
5/64	0.0781	1.98		1/8	2	35/64	27/64	1-1/4	52304*
#47	0.0785	1.99		1/8	2	35/64	27/64	1-1/4	64526*
2,05 mm	0.0807			3,0	50,0	14,0	11,0	32,0	64527*
#46	0.0810	2.06		1/8	2	35/64	27/64	1-1/4	64528*
#43	0.0890	2.26		1/8	2	19/32	15/32	1-1/4	64529*
#42	0.0935	2.37		1/8	2	5/8	1/2	1-1/4	64530*
3/32	0.0938	2.38	1/8-32	1/8	2	5/8	1/2	1-1/4	52305
#40	0.0980	2.49		1/8	2	43/64	17/32	1-1/4	52306
2,5 mm	0.0984			3,0	50,0	17,0	13,0	32,0	64531
#39	0.0995	2.53		1/8	2	43/64	17/32	1-1/4	52307
#38	0.1015	2.58	5-40	1/8	2	43/64	17/32	1-1/4	52308
#37	0.1040	2.64	5-44	1/8	2	45/64	9/16	1-1/4	52309
#36	0.1065	2.71	6-32	1/8	2	45/64	9/16	1-1/4	52310
7/64	0.1094	2.78		1/8	2	3/4	19/32	1-1/4	52311
#35	0.1100	2.79		1/8	2	3/4	19/32	1-1/4	52312
#34	0.1110	2.82		1/8	2	3/4	19/32	1-1/4	52313
#33	0.1130	2.87	6-40	1/8	2	3/4	19/32	1-1/4	52314
2,9 mm	0.1142			3,0	50,0	19,0	15,0	32,0	64532
#32	0.1160	2.95		1/8	2	3/4	39/64	1-1/4	52315
3,0 mm	0.1181			6,0	66,0	28,0	23,0	36,0	64100
#31	0.1200	3.05		1/8	2	3/4	39/64	1-1/4	52316
3,1 mm	0.1220			6,0	66,0	28,0	23,0	36,0	64101
1/8	0.1250	3.18		1/4	3	1	53/64	1-7/16	51580
3,2 mm	0.1260		M3,5 X 0,35	6,0	66,0	28,0	23,0	36,0	64102
#30	0.1285	3.26		1/4	3	1	53/64	1-7/16	51581
3,3 mm	0.1299		M4 X 0,7	6,0	66,0	28,0	23,0	36,0	64103
3,4 mm	0.1339		8-32,8-36	6,0	66,0	28,0	23,0	36,0	64104
#29	0.1360	3.45		1/4	3	1	53/64	1-7/16	51582

*Single Margin

continued on next page

TOLERANCES (inch)

≤.1181 DIAMETER
DC = +.00008/+.00047
DCON = h_6

>.1181–.2362 DIAMETER
DC = +.00016/+.00063
DCON = h_6

>.2362–.3937 DIAMETER
DC = +.00024/+.00083
DCON = h_6

>.3937–.7087 DIAMETER
DC = +.00028/+.00098
DCON = h_6

>.7087–1.1811 DIAMETER
DC = +.00031/+.00114
DCON = h_6

TOLERANCES (mm)

≤3 DIAMETER
DC = +0,002/+0,012
DCON = h_6

>3–6 DIAMETER
DC = +0,004/+0,016
DCON = h_6

>6–10 DIAMETER
DC = +0,006/+0,021
DCON = h_6

>10–18 DIAMETER
DC = +0,007/+0,025
DCON = h_6

>18–30 DIAMETER
DC = +0,008/+0,029
DCON = h_6

- STEELS
- STAINLESS STEELS
- CAST IRON
- HIGH TEMP ALLOYS
- TITANIUM
- NON-FERROUS
- HARDENED STEELS

For patent information visit www.ksptpatents.com

135 5xD

FRACTIONAL & METRIC SERIES

CONTINUED

inch & mm									EDP NO.
CUTTING DIAMETER DC	DECIMAL EQUIV.	METRIC EQUIV.	TAP SIZE REFERENCE ONLY	SHANK DIAMETER DCON	OVERALL LENGTH OAL	FLUTE LENGTH LCF	CLEARED LENGTH LU	SHANK LENGTH LS	Ti-NAMITE-A (AlTiN)
3,5 mm	0.1378			6,0	66,0	28,0	23,0	36,0	64105
#28	0.1405	3.57	8-40	1/4	3	1	53/64	1- 7/16	52317
9/64	0.1406	3.57		1/4	3	1	53/64	1-7/16	51583
3,6 mm	0.1417		M4 X 0,35	6,0	66,0	28,0	23,0	36,0	64106
#27	0.1440	3.66		1/4	3	1	53/64	1-7/16	52318
3,7 mm	0.1457		M4.5 X 0,75	6,0	66,0	28,0	23,0	36,0	64107
#26	0.1470	3.73	3/16-24	1/4	3	1	53/64	1-7/16	52319
#25	0.1495	3.80	10-24	1/4	3-1/4	1-1/4	1-5/64	1-7/16	51584
3,8 mm	0.1496			6,0	74,0	36,0	29,0	36,0	64108
#24	0.1520	3.86	10-28	1/4	3-1/4	1-1/4	1-5/64	1-7/16	52321
3,9 mm	0.1535			6,0	74,0	36,0	29,0	36,0	64109
#23	0.1540	3.91		1/4	3-1/4	1-1/4	1-5/64	1-7/16	52322
5/32	0.1562	3.97		1/4	3-1/4	1-1/4	1-5/64	1-7/16	51585
#22	0.1570	3.99	10-30	1/4	3-1/4	1-1/4	1-5/64	1-7/16	52323
4,0 mm	0.1575		M4,5 X 0,5	6,0	74,0	36,0	29,0	36,0	64110
#21	0.1590	4.04	10-32	1/4	3-1/4	1-1/4	1-5/64	1-7/16	51586
#20	0.1610	4.09	13/64-24	1/4	3-1/4	1-1/4	1-5/64	1-7/16	51587
4,1 mm	0.1614			6,0	74,0	36,0	29,0	36,0	64111
4,2 mm	0.1654		M5 / M5 X 0,75	6,0	74,0	36,0	29,0	36,0	64112
#19	0.1660	4.22		1/4	3-1/4	1-1/4	1-5/64	1-7/16	52324
4,3 mm	0.1693			6,0	74,0	36,0	29,0	36,0	64113
#18	0.1695	4.31		1/4	3-1/4	1-1/4	1-5/64	1-7/16	52325
11/64	0.1719	4.37		1/4	3-1/4	1-1/4	1-5/64	1-7/16	51588
#17	0.1730	4.39		1/4	3-1/4	1-1/4	1-5/64	1-7/16	52326
4,4 mm	0.1732			6,0	74,0	36,0	29,0	36,0	64114
4,5 mm	0.1772		M5 X 0,5	6,0	74,0	36,0	29,0	36,0	64115
#15	0.1800	4.57		1/4	3-1/4	1-1/4	1-5/64	1-7/16	52327
4,6 mm	0.1811		12-28	6,0	74,0	36,0	29,0	36,0	64116
#14	0.1820	4.62		1/4	3-1/4	1-1/4	1-5/64	1-7/16	52328
#13	0.1850	4.70	12-32	1/4	3-1/4	1-1/4	1-5/64	1-7/16	52329
4,7 mm	0.1850			6,0	74,0	36,0	29,0	36,0	64117
3/16	0.1875	4.76		1/4	3-1/4	1-3/4	1-37/64	1-7/16	51589
#12	0.1890	4.80	7/32-32	1/4	3-1/4	1-3/4	1-37/64	1-7/16	52330
4,8 mm	0.1890			6,0	82,0	44,0	35,0	36,0	64118
4,9 mm	0.1929			6,0	82,0	44,0	35,0	36,0	64119
#10	0.1935	4.91	14-20	1/4	3-1/4	1-3/4	1-37/64	1-7/16	52331
#9	0.1960	4.98		1/4	3-1/4	1-3/4	1-37/64	1-7/16	52332
5,0 mm	0.1969		M6 X 1	6,0	82,0	44,0	35,0	36,0	64120
#8	0.1990	5.05		1/4	3-1/4	1-3/4	1-37/64	1-7/16	52333
5,1 mm	0.2008			6,0	82,0	44,0	35,0	36,0	64121
#7	0.2010	5.11	1/4-20	1/4	3-1/4	1-3/4	1-37/64	1-7/16	51506
13/64	0.2031	5.16		1/4	3-1/4	1-3/4	1-37/64	1-7/16	51507
#6	0.2040	5.18		1/4	3 1/4	1 3/4	1 37/64	1 7/16	52334
5,2 mm	0.2047		M6 X 0,75	6,0	82,0	44,0	35,0	36,0	64122
#5	0.2055	5.22		1/4	3-1/4	1-3/4	1-37/64	1-7/16	51590
5,25 mm	0.2067			6,0	82,0	44,0	35,0	36,0	64123
5,3 mm	0.2087			6,0	82,0	44,0	35,0	36,0	64124
#4	0.2090	5.31	1/4-24	1/4	3-1/4	1-3/4	1-37/64	1-7/16	51508

continued on next page

Hi-PerCarb®

HI-PERCARB®
HIGH PERFORMANCE CARBIDE DRILLS

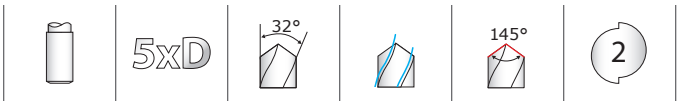

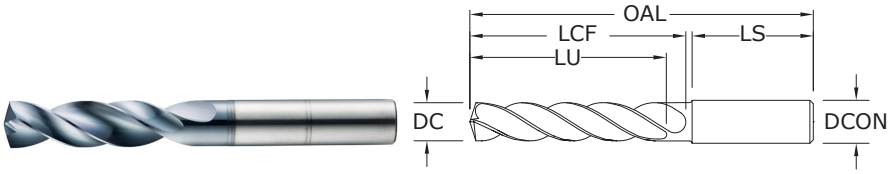

135 5xD

FRACTIONAL & METRIC SERIES

- Double margin design improves accuracy and surface finish along with increased strength for aggressive drilling
- Specialized self-centering notched point eliminates the need for spot drilling decreasing thrust and deflection
- Engineered edge protection improves edge strength and reduces edge fatigue allowing for increased feed rates
- Recommended for materials ≤ 56 HRc (≤ 577 Bhn)

inch & mm									EDP NO.
CUTTING DIAMETER DC	DECIMAL EQUIV.	METRIC EQUIV.	TAP SIZE REFERENCE ONLY	SHANK DIAMETER DCON	OVERALL LENGTH OAL	FLUTE LENGTH LCF	CLEARED LENGTH LU	SHANK LENGTH LS	Ti-NAMITE-A (AlTiN)
5,4 mm	0.2126			6,0	82,0	44,0	35,0	36,0	64125
#3	0.2130	5.41	1/4-28	1/4	3-1/4	1-3/4	1-37/64	1-7/16	51509
5,5 mm	0.2165		M6 X 0,5	6,0	82,0	44,0	35,0	36,0	64126
7/32	0.2188	5.56	1/4-32	1/4	3-1/4	1-3/4	1-37/64	1-7/16	51510
5,6 mm	0.2205			6,0	82,0	44,0	35,0	36,0	64127
#2	0.2210	5.61		1/4	3-1/4	1-3/4	1-37/64	1-7/16	52335
5,7 mm	0.2244			6,0	82,0	44,0	35,0	36,0	64128
#1	0.2280	5.79		1/4	3-1/4	1-3/4	1-37/64	1-7/16	52336
5,8 mm	0.2283			6,0	82,0	44,0	35,0	36,0	64129
5,9 mm	0.2323			6,0	82,0	44,0	35,0	36,0	64130
A	0.2340	5.94		1/4	3-1/4	1-3/4	1-37/64	1-7/16	52337
15/64	0.2344	5.95		1/4	3-1/4	1-3/4	1-37/64	1-7/16	51591
6,0 mm	0.2362		M7 X 1	6,0	82,0	44,0	35,0	36,0	64131
B	0.2380	6.05		1/4	3 5/8	2-5/64	1-51/64	1-7/16	52338
6,1 mm	0.2402			8,0	91,0	53,0	43,0	36,0	64132
C	0.2420	6.15		1/4	3 5/8	2-5/64	1-51/64	1-7/16	52339
6,2 mm	0.2441			8,0	91,0	53,0	43,0	36,0	64133
D	0.2460	6.25		1/4	3 5/8	2-5/64	1-51/64	1-7/16	52340
6,25 mm	0.2461		M7 X 0,75	8,0	91,0	53,0	43,0	36,0	64134
6,3 mm	0.2480			8,0	91,0	53,0	43,0	36,0	64135
1/4	0.2500	6.35		1/4	3-5/8	2-5/64	1-51/64	1-7/16	51511
6,4 mm	0.2520			8,0	91,0	53,0	43,0	36,0	64136
6,5 mm	0.2559			8,0	91,0	53,0	43,0	36,0	64137
F	0.2570	6.53	5/16-18	5/16	3-5/8	2-5/64	1-51/64	1-7/16	51512
6,6 mm	0.2598			8,0	91,0	53,0	43,0	36,0	64138
G	0.2610	6.63		5/16	3 5/8	2 5/64	1 51/64	1 7/16	52341
6,7 mm	0.2638			8,0	91,0	53,0	43,0	36,0	64139
17/64	0.2656	6.75	5/16-20	5/16	3-5/8	2-5/64	1-51/64	1-7/16	51513
H	0.2660	6.76		5/16	3-5/8	2-5/64	1-51/64	1-7/16	52342
6,8 mm	0.2677		M8 X 1,25	8,0	91,0	53,0	43,0	36,0	64140
6,9 mm	0.2717			8,0	91,0	53,0	43,0	36,0	64141
I	0.2720	6.91	5/16-24	5/16	3-5/8	2-5/64	1-51/64	1-7/16	51514
7,0 mm	0.2756		M8 X 1	8,0	91,0	53,0	43,0	36,0	64142
J	0.2770	7.04		5/16	3 5/8	2-5/64	1-51/64	1-7/16	52343
7,1 mm	0.2795			8,0	91,0	53,0	43,0	36,0	64143
K	0.2810	7.14		5/16	3 5/8	2-5/64	1-51/64	1-7/16	52344
9/32	0.2812	7.14	5/16-32	5/16	3-5/8	2-5/64	1-51/64	1-7/16	51515
7,2 mm	0.2835			8,0	91,0	53,0	43,0	36,0	64144

continued on next page

TOLERANCES (inch)

≤.1181 DIAMETER
DC = +.00008/+.00047
DCON = h_6

>.1181–.2362 DIAMETER
DC = +.00016/+.00063
DCON = h_6

>.2362–.3937 DIAMETER
DC = +.00024/+.00083
DCON = h_6

>.3937–.7087 DIAMETER
DC = +.00028/+.00098
DCON = h_6

>.7087–1.1811 DIAMETER
DC = +.00031/+.00114
DCON = h_6

TOLERANCES (mm)

≤3 DIAMETER
DC = +0,002/+0,012
DCON = h_6

>3–6 DIAMETER
DC = +0,004/+0,016
DCON = h_6

>6–10 DIAMETER
DC = +0,006/+0,021
DCON = h_6

>10–18 DIAMETER
DC = +0,007/+0,025
DCON = h_6

>18–30 DIAMETER
DC = +0,008/+0,029
DCON = h_6

- STEELS
- STAINLESS STEELS
- CAST IRON
- HIGH TEMP ALLOYS
- TITANIUM
- NON-FERROUS
- HARDENED STEELS

For patent information visit www.ksptpatents.com

135 5xD

FRACTIONAL & METRIC SERIES

CONTINUED

inch & mm									EDP NO.
CUTTING DIAMETER DC	DECIMAL EQUIV.	METRIC EQUIV.	TAP SIZE REFERENCE ONLY	SHANK DIAMETER DCON	OVERALL LENGTH OAL	FLUTE LENGTH LCF	CLEARED LENGTH LU	SHANK LENGTH LS	Ti-NAMITE-A (AlTiN)
7,25 mm	0.2854		M8 X 0,75	8,0	91,0	53,0	43,0	36,0	64145
7,3 mm	0.2874			8,0	91,0	53,0	43,0	36,0	64146
L	0.2900	7.37		5/16	3-5/8	2-5/64	1-51/64	1-7/16	52345
7,4 mm	0.2913			8,0	91,0	53,0	43,0	36,0	64147
M	0.2950	7.49		5/16	3-5/8	2-5/64	1-51/64	1-7/16	52346
7,5 mm	0.2953		M8 X 0,5	8,0	91,0	53,0	43,0	36,0	64148
19/64	0.2969	7.54		5/16	3-5/8	2-5/64	1-51/64	1-7/16	51516
7,6 mm	0.2992			8,0	91,0	53,0	43,0	36,0	64149
N	0.3020	7.67		5/16	3-5/8	2-5/64	1-51/64	1-7/16	52347
7,7 mm	0.3031			8,0	91,0	53,0	43,0	36,0	64150
7,8 mm	0.3071		M9 X 1,25	8,0	91,0	53,0	43,0	36,0	64151
7,9 mm	0.3110			8,0	91,0	53,0	43,0	36,0	64152
5/16	0.3125	7.94	3/8-16	5/16	3-5/8	2-5/64	1-51/64	1-7/16	51517
8,0 mm	0.3150		M9 X 1	8,0	91,0	53,0	43,0	36,0	64153
O	0.3160	8.03		3/8	4	2-13/32	2-1/8	1-9/16	52348
8,1 mm	0.3189			10,0	103,0	61,0	49,0	40,0	64154
8,2 mm	0.3228			10,0	103,0	61,0	49,0	40,0	64155
P	0.3230	8.20		3/8	4	2-13/32	2-1/8	1-9/16	51518
8,3 mm	0.3268			10,0	103,0	61,0	49,0	40,0	64156
21/64	0.3281	8.33	3/8-20	3/8	4	2-13/32	2-1/8	1-9/16	51519
8,4 mm	0.3307			10,0	103,0	61,0	49,0	40,0	64157
Q	0.3320	8.43	3/8-24	3/8	4	2-13/32	2-1/8	1-9/16	51520
8,5 mm	0.3346		M10 X 1,5	10,0	103,0	61,0	49,0	40,0	64158
8,6 mm	0.3386			10,0	103,0	61,0	49,0	40,0	64159
R	0.3390	8.61	3/8-32	3/8	4	2-13/32	2-1/8	1-9/16	52349
8,7 mm	0.3425		M10 X 1,25	10,0	103,0	61,0	49,0	40,0	64160
11/32	0.3438	8.73		3/8	4	2-13/32	2-1/8	1-9/16	51521
8,8 mm	0.3465			10,0	103,0	61,0	49,0	40,0	64161
S	0.3480	8.84		3/8	4	2-13/32	2-1/8	1-9/16	51522
8,9 mm	0.3504			10,0	103,0	61,0	49,0	40,0	64162
9,0 mm	0.3543		M10 X 1	10,0	103,0	61,0	49,0	40,0	64163
T	0.3580	9.09		3/8	4	2 13/32	2 1/8	1 9/16	52350
9,1 mm	0.3583			10,0	103,0	61,0	49,0	40,0	64164
23/64	0.3594	9.13		3/8	4	2-13/32	2-1/8	1-9/16	51523
9,2 mm	0.3622		M10 X 0,75	10,0	103,0	61,0	49,0	40,0	64165
9,25 mm	0.3642			10,0	103,0	61,0	49,0	40,0	64166
9,3 mm	0.3661			10,0	103,0	61,0	49,0	40,0	64167
U	0.3680	9.35	7/16-14	3/8	4	2-13/32	2-1/8	1-9/16	51524
9,4 mm	0.3701			10,0	103,0	61,0	49,0	40,0	64168
9,5 mm	0.3740		M10 X 0,5	10,0	103,0	61,0	49,0	40,0	64169
3/8	0.3750	9.53		3/8	4	2-13/32	2-1/8	1-9/16	51525
V	0.3770	9.58		1/2	4	2-13/32	2-1/8	1-9/16	52351
9,6 mm	0.3780			10,0	103,0	61,0	49,0	40,0	64170
9,7 mm	0.3819			10,0	103,0	61,0	49,0	40,0	64171
9,8 mm	0.3858			10,0	103,0	61,0	49,0	40,0	64172
W	0.3860	9.80		1/2	4	2-13/32	2-1/8	1-9/16	51526
9,9 mm	0.3898			10,0	103,0	61,0	49,0	40,0	64173
25/64	0.3906	9.92	7/16-20	1/2	4	2-13/32	2-1/8	1-9/16	51527

continued on next page

Hi-PerCarb®

HI-PERCARB®
HIGH PERFORMANCE CARBIDE DRILLS

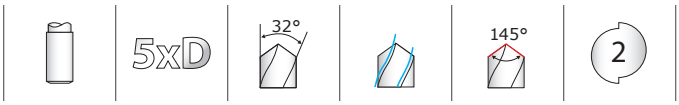

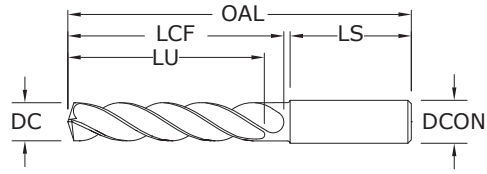

135 5xD

FRACTIONAL & METRIC SERIES

- Double margin design improves accuracy and surface finish along with increased strength for aggressive drilling
- Specialized self-centering notched point eliminates the need for spot drilling decreasing thrust and deflection
- Engineered edge protection improves edge strength and reduces edge fatigue allowing for increased feed rates
- Recommended for materials ≤ 56 HRc (≤ 577 Bhn)

inch & mm									EDP NO.
CUTTING DIAMETER DC	DECIMAL EQUIV.	METRIC EQUIV.	TAP SIZE REFERENCE ONLY	SHANK DIAMETER DCON	OVERALL LENGTH OAL	FLUTE LENGTH LCF	CLEARED LENGTH LU	SHANK LENGTH LS	Ti-NAMITE-A (AlTiN)
10,0 mm	0.3937			10,0	103,0	61,0	49,0	40,0	64174
X	0.3970	10.08	7/16-24	1/2	4-11/16	2-3/4	2-23/64	1-49/64	52352
10,1 mm	0.3976			12,0	118,0	71,0	56,0	45,0	64175
10,2 mm	0.4016			12,0	118,0	71,0	56,0	45,0	64176
Y	0.4040	10.26	7/16-28	1/2	4-11/16	2-3/4	2-23/64	1-49/64	52353
10,3 mm	0.4055			12,0	118,0	71,0	56,0	45,0	64177
13/32	0.4062	10.32		1/2	4-11/16	2-3/4	2-23/64	1-49/64	51528
10,4 mm	0.4095			12,0	118,0	71,0	56,0	45,0	64178
Z	0.4130	10.49		1/2	4-11/16	2-3/4	2-23/64	1-49/64	52354
10,5 mm	0.4134		M12 X 1,5	12,0	118,0	71,0	56,0	45,0	64179
10,6 mm	0.4173			12,0	118,0	71,0	56,0	45,0	64180
10,7 mm	0.4213			12,0	118,0	71,0	56,0	45,0	64181
27/64	0.4219	10.72	1/2-13	1/2	4-11/16	2-3/4	2-23/64	1-49/64	51529
10,8 mm	0.4252		M12 X 1,25	12,0	118,0	71,0	56,0	45,0	64182
10,9 mm	0.4291			12,0	118,0	71,0	56,0	45,0	64183
11,0 mm	0.4331			12,0	118,0	71,0	56,0	45,0	64184
11,1 mm	0.4370		M12 X 1	12,0	118,0	71,0	56,0	45,0	64185
7/16	0.4375	11.11	1/4-18 NPT	1/2	4-11/16	2-3/4	2-23/64	1-49/64	51530
11,2 mm	0.4409			12,0	118,0	71,0	56,0	45,0	64186
11,25 mm	0.4429			12,0	118,0	71,0	56,0	45,0	64187
11,3 mm	0.4449			12,0	118,0	71,0	56,0	45,0	64188
11,4 mm	0.4488			12,0	118,0	71,0	56,0	45,0	64189
11,5 mm	0.4528		M12 X 0,5	12,0	118,0	71,0	56,0	45,0	64190
29/64	0.4531	11.51	1/2-20	1/2	4-11/16	2-3/4	2-23/64	1-49/64	51531
11,6 mm	0.4567			12,0	118,0	71,0	56,0	45,0	64191
11,7 mm	0.4606			12,0	118,0	71,0	56,0	45,0	64192
11,8 mm	0.4646			12,0	118,0	71,0	56,0	45,0	64193
11,9 mm	0.4685			12,0	118,0	71,0	56,0	45,0	64194
15/32	0.4688	11.91	1/2-28	1/2	4-11/16	2-3/4	2-23/64	1-49/64	51532
12,0 mm	0.4724		M14 X 2	12,0	118,0	71,0	56,0	45,0	64195
31/64	0.4844	12.30	9/16-12	1/2	4-7/8	3-1/32	2-19/32	1-49/64	51533
12,5 mm	0.4921		M14 X 1,5	14,0	124,0	77,0	60,0	45,0	64196
1/2	0.5000	12.70		1/2	4-7/8	3-1/32	2-19/32	1-49/64	51534
12,8 mm	0.5039		M14 X 1,25	14,0	124,0	77,0	60,0	45,0	64197
13,0 mm	0.5118		M14 X 1	14,0	124,0	77,0	60,0	45,0	64198
33/64	0.5156	13.10	9/16-18	5/8	4-7/8	3-1/32	2-19/32	1-49/64	51535
17/32	0.5312	13.49	5/8-11	5/8	4-7/8	3-1/32	2-19/32	1-49/64	51536
13,5 mm	0.5315			14,0	124,0	77,0	60,0	45,0	64199

continued on next page

TOLERANCES (inch)

≤.1181 DIAMETER
DC = +.00008/+.00047
DCON = h_6

>.1181–.2362 DIAMETER
DC = +.00016/+.00063
DCON = h_6

>.2362–.3937 DIAMETER
DC = +.00024/+.00083
DCON = h_6

>.3937–.7087 DIAMETER
DC = +.00028/+.00098
DCON = h_6

>.7087–1.1811 DIAMETER
DC = +.00031/+.00114
DCON = h_6

TOLERANCES (mm)

≤3 DIAMETER
DC = +0,002/+0,012
DCON = h_6

>3–6 DIAMETER
DC = +0,004/+0,016
DCON = h_6

>6–10 DIAMETER
DC = +0,006/+0,021
DCON = h_6

>10–18 DIAMETER
DC = +0,007/+0,025
DCON = h_6

>18–30 DIAMETER
DC = +0,008/+0,029
DCON = h_6

- STEELS
- STAINLESS STEELS
- CAST IRON
- HIGH TEMP ALLOYS
- TITANIUM
- NON-FERROUS
- HARDENED STEELS

For patent information visit www.ksptpatents.com

HI-PER CARB®
HIGH PERFORMANCE CARBIDE DRILLS

135 5xD

FRACTIONAL & METRIC SERIES

CONTINUED

inch & mm									EDP NO.
CUTTING DIAMETER DC	DECIMAL EQUIV.	METRIC EQUIV.	TAP SIZE REFERENCE ONLY	SHANK DIAMETER DCON	OVERALL LENGTH OAL	FLUTE LENGTH LCF	CLEARED LENGTH LU	SHANK LENGTH LS	Ti-NAMITE-A (AlTiN)
35/64	0.5469	13.89	5/8-12	5/8	4-7/8	3-1/32	2-19/32	1-49/64	51537
14,0 mm	0.5512		M16 X 2	14,0	124,0	77,0	60,0	45,0	64200
9/16	0.5625	14.29		5/8	5-1/4	3-1/4	2-3/4	1-57/64	51538
14,5 mm	0.5709		M16 X 1,5	16,0	133,0	83,0	63,0	48,0	64201
37/64	0.5781	14.68	5/8-18	5/8	5-1/4	3-1/4	2-3/4	1-57/64	51539
15,0 mm	0.5906		M16 X 1	16,0	133,0	83,0	63,0	48,0	64202
19/32	0.5938	15.08	11/16-11	5/8	5-1/4	3-1/4	2-3/4	1-57/64	51592
39/64	0.6094	15.48	11/16-12	5/8	5-1/4	3-1/4	2-3/4	1-57/64	51593
15,5 mm	0.6102		M18 X 2,5	16,0	133,0	83,0	63,0	48,0	64203
5/8	0.6250	15.88	11/16-16	5/8	5-1/4	3-1/4	2-3/4	1-57/64	51540
16,0 mm	0.6299			16,0	133,0	83,0	63,0	48,0	64204
41/64	0.6406	16.27	11/16-24	3/4	5-5/8	3-5/8	3-3/16	1-57/64	51594
16,5 mm	0.6496		M18 X 1,5	18,0	143,0	93,0	71,0	48,0	64205
21/32	0.6562	16.67	3/4-10	3/4	5-5/8	3-5/8	3-3/16	1-57/64	51541
17,0 mm	0.6693			18,0	143,0	93,0	71,0	48,0	64206
43/64	0.6719	17.07	3/4-12	3/4	5-5/8	3-5/8	3-3/16	1-57/64	51595
11/16	0.6875	17.46	3/4-16	3/4	5-5/8	3-5/8	3-3/16	1-57/64	51542
17,5 mm	0.6890		M20 X 2,5	18,0	143,0	93,0	71,0	48,0	64207
45/64	0.7031	17.86	3/4-20, 1/2-14 NPT	3/4	5-5/8	3-5/8	3-3/16	1-57/64	51543
18,0 mm	0.7087			18,0	143,0	93,0	71,0	48,0	64208
23/32	0.7188	18.26		3/4	6	4	3-3/8	1-31/32	51596
18,5 mm	0.7283		M20 X 1,5	20,0	153,0	101,0	77,0	50,0	64209
47/64	0.7344	18.65	13/16-12	3/4	6	4	3-3/8	1-31/32	51544
19,0 mm	0.7480			20,0	153,0	101,0	77,0	50,0	64210
3/4	0.7500	19.05	13/16-16	3/4	6	4	3-3/8	1-31/32	51545
49/64	0.7656	19.45	7/8-9	7/8	6	4	3-3/8	1-31/32	52355
19,5 mm	0.7677		M22 X 2,5	20,0	153,0	101,0	77,0	50,0	64211
25/32	0.7812	19.84		7/8	6	4	3-3/8	1-31/32	52356
20,0 mm	0.7874			20,0	153,0	101,0	77,0	50,0	64212
51/64	0.7969	20.24	7/8-12	7/8	6	4	3-3/8	1-31/32	52357
20,5 mm	0.8071			22,0	153,0	101,0	77,0	50,0	64533
13/16	0.8125	20.64	7/8-14	7/8	6-1/2	4-1/2	3-7/8	1-31/32	52358
21,0 mm	0.8268			22,0	153,0	101,0	77,0	50,0	64534
22,0 mm	0.8661			22,0	178,0	127,0	108,0	50,0	64535
7/8	0.8750	22.23	15/16-16, 1-8	7/8	6-1/2	4-1/2	3-7/8	1-31/32	52359
59/64	0.9219	23.42	1-12	1	7	5	4-3/8	2-1/8	52360

Hi-PerCarb®

	Series 135 5D Fractional	Hardness	Vc (sfm)		DC • in 1/32	1/8	1/4	3/8	1/2	5/8	7/8
P	CARBON STEELS 1018, 1040, 1080, 1090, 10L50, 1140, 1212, 12L15, 1525, 1536	≤ 175 Bhn or ≤ 7 HRc	345	RPM	42173	10543	5272	3514	2636	2109	1506
			(276-414)	Fr	0.0010	0.0040	0.0080	0.0120	0.0159	0.0199	0.0279
				Feed (ipm)	42.0	42.0	42.0	42.0	42.0	42.0	42.0
		≤ 275 Bhn or ≤ 28 HRc	310	RPM	37894	9474	4737	3158	2368	1895	1353
			(248-372)	Fr	0.0009	0.0036	0.0072	0.0108	0.0144	0.0179	0.0251
				Feed (ipm)	34.0	34.0	34.0	34.0	34.0	34.0	34.0
		≤ 425 Bhn or ≤ 45 HRc	180	RPM	22003	5501	2750	1834	1375	1100	786
			(144-216)	Fr	0.0007	0.0030	0.0060	0.0090	0.0120	0.0150	0.0210
				Feed (ipm)	16.5	16.5	16.5	16.5	16.5	16.5	16.5
	ALLOY STEELS 4140, 4150, 4320, 5120, 5150, 8630, 86L20, 50100	≤ 275 Bhn or ≤ 28 HRc	270	RPM	33005	8251	4126	2750	2063	1650	1179
			(216-324)	Fr	0.0008	0.0030	0.0061	0.0091	0.0121	0.0151	0.0212
				Feed (ipm)	25.0	25.0	25.0	25.0	25.0	25.0	25.0
		≤ 375 Bhn or ≤ 40 HRc	165	RPM	20170	5042	2521	1681	1261	1008	720
			(132-198)	Fr	0.0006	0.0026	0.0052	0.0077	0.0103	0.0129	0.0180
				Feed (ipm)	13.0	13.0	13.0	13.0	13.0	13.0	13.0
		≤ 450 Bhn or ≤ 48 HRc	115	RPM	14058	3514	1757	1171	879	703	502
			(92-138)	Fr	0.0004	0.0018	0.0035	0.0053	0.0071	0.0088	0.0123
				Feed (ipm)	6.2	6.2	6.2	6.2	6.2	6.2	6.2
M	STAINLESS STEELS (FREE MACHINING) 303, 416, 420F, 430F, 440F	≤ 185 Bhn or ≤ 9 HRc	250	RPM	30560	7640	3820	2547	1910	1528	1091
			(200-300)	Fr	0.0006	0.0026	0.0051	0.0077	0.0102	0.0128	0.0179
				Feed (ipm)	19.5	19.5	19.5	19.5	19.5	19.5	19.5
		≤ 275 Bhn or ≤ 28 HRc	150	RPM	18336	4584	2292	1528	1146	917	655
			(120-180)	Fr	0.0005	0.0020	0.0039	0.0059	0.0079	0.0098	0.0137
				Feed (ipm)	9.0	9.0	9.0	9.0	9.0	9.0	9.0
	STAINLESS STEELS (DIFFICULT) 304, 316, 321, 13-8 PH, 15-5PH, 17-4 PH, Custom 450	≤ 275 Bhn or ≤ 28 HRc	80	RPM	9779	2445	1222	815	611	489	349
			(64-96)	Fr	0.0005	0.0020	0.0039	0.0059	0.0079	0.0098	0.0137
				Feed (ipm)	4.8	4.8	4.8	4.8	4.8	4.8	4.8
		≤ 375 Bhn or ≤ 40 HRc	55	RPM	6723	1681	840	560	420	336	240
			(44-66)	Fr	0.0004	0.0018	0.0036	0.0054	0.0071	0.0089	0.0125
				Feed (ipm)	3.0	3.0	3.0	3.0	3.0	3.0	3.0
K	CAST IRONS Gray, Malleable, Ductile	≤ 220 Bhn or ≤ 19 HRc	300	RPM	36672	9168	4584	3056	2292	1834	1310
			(240-360)	Fr	0.0011	0.0045	0.0089	0.0134	0.0179	0.0224	0.0313
				Feed (ipm)	41.0	41.0	41.0	41.0	41.0	41.0	41.0
		≤ 260 Bhn or ≤ 26 HRc	265	RPM	32394	8098	4049	2699	2025	1620	1157
			(212-318)	Fr	0.0011	0.0046	0.0091	0.0137	0.0183	0.0228	0.0320
				Feed (ipm)	37.0	37.0	37.0	37.0	37.0	37.0	37.0

continued on next page

Hi-PerCarb®

	Series 135 5D Fractional	Hardness	Vc (sfm)		DC • in 1/32	1/8	1/4	3/8	1/2	5/8	7/8
N	ALUMINUM ALLOYS 2017, 2024, 356, 6061, 7075	≤ 80 Bhn or ≤ 47 HRb	635	RPM	77622	19406	9703	6469	4851	3881	2772
			(508-762)	Fr	0.0012	0.0049	0.0099	0.0148	0.0198	0.0247	0.0346
				Feed (ipm)	96.0	96.0	96.0	96.0	96.0	96.0	96.0
		≤ 150 Bhn or ≤ 7 HRc	540	RPM	66010	16502	8251	5501	4126	3300	2357
			(432-648)	Fr	0.0012	0.0050	0.0099	0.0149	0.0199	0.0248	0.0348
				Feed (ipm)	82.0	82.0	82.0	82.0	82.0	82.0	82.0
	COPPER ALLOYS Alum Bronze, C110, Muntz Brass	≤ 140 Bhn or ≤ 3 HRc	450	RPM	55008	13752	6876	4584	3438	2750	1965
			(360-540)	Fr	0.0005	0.0020	0.0040	0.0060	0.0080	0.0100	0.0140
				Feed (ipm)	27.5	27.5	27.5	27.5	27.5	27.5	27.5
		≤ 200 Bhn or ≤ 23 HRc	360	RPM	44006	11002	5501	3667	2750	2200	1572
			(288-432)	Fr	0.0005	0.0020	0.0040	0.0060	0.0080	0.0100	0.0140
				Feed (ipm)	22.0	22.0	22.0	22.0	22.0	22.0	22.0
S	SUPER ALLOYS (Nickel , Cobalt, Iron Base) Inconel 601, 617, 625, Incoloy, Monel 400, Rene, Waspaloy	≤ 300 Bhn or ≤ 32 HRc	40	RPM	4890	1222	611	407	306	244	175
			(32-48)	Fr	0.0002	0.0008	0.0016	0.0025	0.0033	0.0041	0.0057
				Feed (ipm)	1.0	1.0	1.0	1.0	1.0	1.0	1.0
		≤ 400 Bhn or ≤ 43 HRc	20	RPM	2445	611	306	204	153	122	87
			(16-24)	Fr	0.0002	0.0007	0.0013	0.0020	0.0026	0.0033	0.0046
				Feed (ipm)	0.4	0.4	0.4	0.4	0.4	0.4	0.4
	TITANIUM ALLOYS Pure Titanium, Ti6Al4V, Ti6Al2Sn4Zr2Mo, Ti4Al4Mo2Sn0.5Si, Ti-6Al4V	≤ 275 Bhn or ≤ 28 HRc	105	RPM	12835	3209	1604	1070	802	642	458
			(84-126)	Fr	0.0005	0.0018	0.0036	0.0054	0.0072	0.0090	0.0127
				Feed (ipm)	5.8	5.8	5.8	5.8	5.8	5.8	5.8
		≤ 350 Bhn or ≤ 38 HRc	80	RPM	9779	2445	1222	815	611	489	349
			(64-96)	Fr	0.0004	0.0016	0.0032	0.0048	0.0064	0.0080	0.0112
				Feed (ipm)	3.9	3.9	3.9	3.9	3.9	3.9	3.9
		≤ 440 Bhn or ≤ 47 HRc	42	RPM	5134	1284	642	428	321	257	183
			(34-50)	Fr	0.0003	0.0012	0.0025	0.0037	0.0050	0.0062	0.0087
				Feed (ipm)	1.6	1.6	1.6	1.6	1.6	1.6	1.6
H	TOOL STEELS A2, D2, H13, L2, M2, P20, S7, T15, W2	≤ 200 Bhn or ≤ 13 HRc	120	RPM	14669	3667	1834	1222	917	733	524
			(96-144)	Fr	0.0006	0.0026	0.0051	0.0077	0.0103	0.0128	0.0179
				Feed (ipm)	9.4	9.4	9.4	9.4	9.4	9.4	9.4
		≤ 375 Bhn or ≤ 40 HRc	80	RPM	9779	2445	1222	815	611	489	349
			(64-96)	Fr	0.0003	0.0012	0.0024	0.0036	0.0047	0.0059	0.0083
				Feed (ipm)	2.9	2.9	2.9	2.9	2.9	2.9	2.9
		≤ 475 Bhn or ≤ 50 HRc	70	RPM	8557	2139	1070	713	535	428	306
			(56-84)	Fr	0.0002	0.0008	0.0016	0.0024	0.0032	0.0040	0.0056
				Feed (ipm)	1.7	1.7	1.7	1.7	1.7	1.7	1.7

Bhn (Brinell) HRc (Rockwell C) HRb (Rockwell B)
rpm = Vc x 3.82 / DC
ipm = Fr x rpm
reduce speed and feed for materials harder than listed
refer to the SGS Tool Wizard® for complete technical information (www.kyocera-sgstool.com)

Hi-PerCarb®

	Series 135M 5D Metric	Hardness	Vc (m/min)		DC • mm 1.5	3	6	8	10	12	16	20
P	CARBON STEELS 1018, 1040, 1080, 1090, 10L50, 1140, 1212, 12L15, 1525, 1536	≤ 175 Bhn or ≤ 7 HRc	105	RPM	22297	11148	5574	4181	3344	2787	2090	1672
			(84-126)	Fr	0.048	0.095	0.190	0.254	0.317	0.380	0.507	0.634
				Feed (mm/min)	1060	1060	1060	1060	1060	1060	1060	1060
		≤ 275 Bhn or ≤ 28 HRc	94	RPM	20035	10017	5009	3756	3005	2504	1878	1503
			(76-113)	Fr	0.043	0.085	0.171	0.228	0.285	0.341	0.455	0.569
				Feed (mm/min)	855	855	855	855	855	855	855	855
		≤ 425 Bhn or ≤ 45 HRc	55	RPM	11633	5816	2908	2181	1745	1454	1091	872
			(44-66)	Fr	0.036	0.071	0.143	0.190	0.238	0.285	0.381	0.476
				Feed (mm/min)	415	415	415	415	415	415	415	415
	ALLOY STEELS 4140, 4150, 4320, 5120, 5150, 8630, 86L20, 50100	≤ 275 Bhn or ≤ 28 HRc	82	RPM	17449	8725	4362	3272	2617	2181	1636	1309
			(66-99)	Fr	0.036	0.072	0.143	0.191	0.239	0.287	0.382	0.478
				Feed (mm/min)	625	625	625	625	625	625	625	625
		≤ 375 Bhn or ≤ 40 HRc	50	RPM	10664	5332	2666	1999	1600	1333	1000	800
			(40-60)	Fr	0.031	0.062	0.124	0.165	0.206	0.248	0.330	0.413
				Feed (mm/min)	330	330	330	330	330	330	330	330
		≤ 450 Bhn or ≤ 48 HRc	35	RPM	7432	3716	1858	1394	1115	929	697	557
			(28-42)	Fr	0.022	0.043	0.086	0.115	0.144	0.172	0.230	0.287
				Feed (mm/min)	160	160	160	160	160	160	160	160
M	STAINLESS STEELS (FREE MACHINING) 303, 416, 420F, 430F, 440F	≤ 185 Bhn or ≤ 9 HRc	76	RPM	16157	8078	4039	3029	2424	2020	1515	1212
			(61-91)	Fr	0.031	0.061	0.123	0.163	0.204	0.245	0.327	0.408
				Feed (mm/min)	495	495	495	495	495	495	495	495
		≤ 275 Bhn or ≤ 28 HRc	46	RPM	9694	4847	2424	1818	1454	1212	909	727
			(37-55)	Fr	0.024	0.047	0.095	0.127	0.158	0.190	0.253	0.316
				Feed (mm/min)	230	230	230	230	230	230	230	230
	STAINLESS STEELS (DIFFICULT) 304, 316, 321, 13-8 PH, 15-5PH, 17-4 PH, Custom 450	≤ 275 Bhn or ≤ 28 HRc	24	RPM	5170	2585	1293	969	776	646	485	388
			(20-29)	Fr	0.023	0.046	0.093	0.124	0.155	0.186	0.248	0.309
				Feed (mm/min)	120	120	120	120	120	120	120	120
		≤ 375 Bhn or ≤ 40 HRc	17	RPM	3555	1777	889	666	533	444	333	267
			(13-20)	Fr	0.021	0.042	0.084	0.113	0.141	0.169	0.225	0.281
				Feed (mm/min)	75	75	75	75	75	75	75	75
K	CAST IRONS Gray, Malleable, Ductile	≤ 220 Bhn or ≤ 19 HRc	91	RPM	19388	9694	4847	3635	2908	2424	1818	1454
			(73-110)	Fr	0.054	0.108	0.217	0.289	0.361	0.433	0.578	0.722
				Feed (mm/min)	1050	1050	1050	1050	1050	1050	1050	1050
		≤ 260 Bhn or ≤ 26 HRc	81	RPM	17126	8563	4282	3211	2569	2141	1606	1284
			(65-97)	Fr	0.055	0.109	0.218	0.291	0.364	0.437	0.582	0.728
				Feed (mm/min)	935	935	935	935	935	935	935	935

continued on next page

Hi-PerCarb®

	Series 135M 5D Metric	Hardness	Vc (m/min)		DC • mm 1.5	3	6	8	10	12	16	20
N	ALUMINUM ALLOYS 2017, 2024, 356, 6061, 7075	≤ 80 Bhn or ≤ 47 HRb	194	RPM	41039	20519	10260	7695	6156	5130	3847	3078
			(155-232)	Fr	0.059	0.118	0.237	0.316	0.395	0.474	0.632	0.790
				Feed (mm/min)	2430	2430	2430	2430	2430	2430	2430	2430
		≤ 150 Bhn or ≤ 7 HRc	165	RPM	34899	17449	8725	6544	5235	4362	3272	2617
			(132-198)	Fr	0.059	0.118	0.237	0.316	0.394	0.473	0.631	0.789
				Feed (mm/min)	2065	2065	2065	2065	2065	2065	2065	2065
	Copper Alloys Alum Bronze, C110, Muntz Brass	≤ 140 Bhn or ≤ 3 HRc	137	RPM	29082	14541	7271	5453	4362	3635	2726	2181
			(110-165)	Fr	0.027	0.053	0.107	0.142	0.178	0.213	0.284	0.355
				Feed (mm/min)	775	775	775	775	775	775	775	775
		≤ 200 Bhn or ≤ 23 HRc	110	RPM	23266	11633	5816	4362	3490	2908	2181	1745
			(88-132)	Fr	0.027	0.054	0.108	0.144	0.181	0.217	0.289	0.361
				Feed (mm/min)	630	630	630	630	630	630	630	630
S	SUPER ALLOYS (Nickel , Cobalt, Iron Base) Inconel 601, 617, 625, Incoloy, Monel 400, Rene, Waspaloy	≤ 300 Bhn or ≤ 32 HRc	12	RPM	2585	1293	646	485	388	323	242	194
			(10-15)	Fr	0.010	0.019	0.039	0.052	0.064	0.077	0.103	0.129
				Feed (mm/min)	25	25	25	25	25	25	25	25
		≤ 400 Bhn or ≤ 43 HRc	6	RPM	1293	646	323	242	194	162	121	97
			(5-7)	Fr	0.007	0.014	0.028	0.037	0.046	0.056	0.074	0.093
				Feed (mm/min)	9	9	9	9	9	9	9	9
	TITANIUM ALLOYS Pure Titanium, Ti6Al4V, Ti6Al2Sn4Zr2Mo, Ti4Al4Mo2Sn0.5Si, Ti-6Al4V	≤ 275 Bhn or ≤ 28 HRc	32	RPM	6786	3393	1696	1272	1018	848	636	509
			(26-38)	Fr	0.021	0.043	0.085	0.114	0.142	0.171	0.228	0.285
				Feed (mm/min)	145	145	145	145	145	145	145	145
		≤ 350 Bhn or ≤ 38 HRc	24	RPM	5170	2585	1293	969	776	646	485	388
			(20-29)	Fr	0.019	0.039	0.077	0.103	0.129	0.155	0.206	0.258
				Feed (mm/min)	100	100	100	100	100	100	100	100
		≤ 440 Bhn or ≤ 47 HRc	13	RPM	2714	1357	679	509	407	339	254	204
			(10-15)	Fr	0.015	0.029	0.059	0.079	0.098	0.118	0.157	0.196
				Feed (mm/min)	40	40	40	40	40	40	40	40
H	TOOL STEELS A2, D2, H13, L2, M2, P20, S7, T15, W2	≤ 200 Bhn or ≤ 13 HRc	37	RPM	7755	3878	1939	1454	1163	969	727	582
			(29-44)	Fr	0.031	0.062	0.124	0.165	0.206	0.248	0.330	0.413
				Feed (mm/min)	240	240	240	240	240	240	240	240
		≤ 375 Bhn or ≤ 40 HRc	24	RPM	5170	2585	1293	969	776	646	485	388
			(20-29)	Fr	0.015	0.029	0.058	0.077	0.097	0.116	0.155	0.193
				Feed (mm/min)	75	75	75	75	75	75	75	75
		≤ 475 Bhn or ≤ 50 HRc	21	RPM	4524	2262	1131	848	679	565	424	339
			(17-26)	Fr	0.010	0.020	0.040	0.053	0.066	0.080	0.106	0.133
				Feed (mm/min)	45	45	45	45	45	45	45	45

Bhn (Brinell) HRc (Rockwell C) HRb (Rockwell B)
rpm = (Vc x 1000) / (DC x 3.14)
mm/min = Fr x rpm
reduce speed and feed for materials harder than listed
refer to the SGS Tool Wizard® for complete technical information (www.kyocera-sgstool.com)

HI-PERCARB®
HIGH PERFORMANCE CARBIDE DRILLS

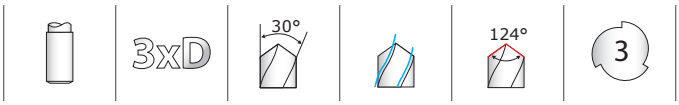

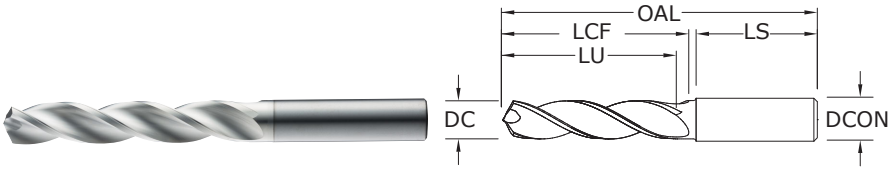

131N 3xD

FRACTIONAL & METRIC SERIES

- Triple margin design improves hole stability and size control while providing superior finish, roundness and cylindricity
- Self-stabilizing pyramid point design stabilizes the drill on contact with the workpiece
- Open flute structure efficiently transports chips while maintaining strength at high feed rates
- Sculpted gash allows chips to easily flow away from the drill center
- Recommended for materials ≤ 175 Bhn (≤ 16 HRc)

inch & mm									EDP NO.	
CUTTING DIAMETER DC	DECIMAL EQUIV.	METRIC EQUIV.	TAP SIZE REFERENCE ONLY	SHANK DIAMETER DCON	OVERALL LENGTH OAL	FLUTE LENGTH LCF	CLEARED LENGTH LU	SHANK LENGTH LS	UNCOATED	Ti-NAMITE-B (TiB_2)
3,0 mm	0.1181			6,0	62,0	20,0	14,0	36,0	64600	67600
3,1 mm	0.1220			6,0	62,0	20,0	14,0	36,0	64601	67601
1/8	0.1250	3.18		6,0	62,0	20,0	14,0	36,0	54600	54700
3,2 mm	0.1260		M3,5 X 0,35	6,0	62,0	20,0	14,0	36,0	64602	67602
3,3 mm	0.1299		M4 X 0,7	6,0	62,0	20,0	14,0	36,0	64603	67603
3,4 mm	0.1339			6,0	62,0	20,0	14,0	36,0	64604	67604
#29	0.1360	3.45	8-32,8-36	6,0	62,0	20,0	14,0	36,0	54601	54701
3,5 mm	0.1378		M4 X 0,5	6,0	62,0	20,0	14,0	36,0	64605	67605
9/64	0.1406	3.57		6,0	62,0	20,0	14,0	36,0	54602	54702
3,6 mm	0.1417		M4 X 0,35	6,0	62,0	20,0	14,0	36,0	64606	67606
3,7 mm	0.1457		M4,5 X 0,75	6,0	62,0	20,0	14,0	36,0	64607	67607
3,8 mm	0.1496		10-24	6,0	66,0	24,0	17,0	36,0	64608	67608
3,9 mm	0.1535			6,0	66,0	24,0	17,0	36,0	64609	67609
5/32	0.1562	3.97		6,0	66,0	24,0	17,0	36,0	54603	54703
4,0 mm	0.1575		M4,5 X 0,5	6,0	66,0	24,0	17,0	36,0	64610	67610
#21	0.1590	4.04	10-32	6,0	66,0	24,0	17,0	36,0	54604	54704
4,1 mm	0.1614			6,0	66,0	24,0	17,0	36,0	64611	67611
4,2 mm	0.1654		M5 / M5 X 0,75	6,0	66,0	24,0	17,0	36,0	64612	67612
4,3 mm	0.1693			6,0	66,0	24,0	17,0	36,0	64613	67613
11/64	0.1719	4.37		6,0	66,0	24,0	17,0	36,0	54605	54705
4,4 mm	0.1732		12-24	6,0	66,0	24,0	17,0	36,0	64614	67614
4,5 mm	0.1772		M5 X 0,5	6,0	66,0	24,0	17,0	36,0	64615	67615
4,6 mm	0.1811		12-28	6,0	66,0	24,0	17,0	36,0	64616	67616
4,7 mm	0.1850		12-32	6,0	66,0	24,0	17,0	36,0	64617	67617
3/16	0.1875	4.76		6,0	66,0	28,0	20,0	36,0	54606	54706
4,8 mm	0.1890		7/32-32	6,0	66,0	28,0	20,0	36,0	64618	67618
4,9 mm	0.1929			6,0	66,0	28,0	20,0	36,0	64619	67619
5,0 mm	0.1969		M6 X 1	6,0	66,0	28,0	20,0	36,0	64620	67620
5,1 mm	0.2008		1/4-20	6,0	66,0	28,0	20,0	36,0	64621	67621
13/64	0.2031	5.16		6,0	66,0	28,0	20,0	36,0	54607	54707
5,2 mm	0.2047		M6 X 0,75	6,0	66,0	28,0	20,0	36,0	64622	67622
5,3 mm	0.2087			6,0	66,0	28,0	20,0	36,0	64623	67623
5,4 mm	0.2126			6,0	66,0	28,0	20,0	36,0	64624	67624
5,5 mm	0.2165		M6 X 0,5	6,0	66,0	28,0	20,0	36,0	64625	67625
7/32	0.2188	5.56	1/4-32	6,0	66,0	28,0	20,0	36,0	54608	54708
5,6 mm	0.2205			6,0	66,0	28,0	20,0	36,0	64626	67626

continued on next page

TOLERANCES (inch)

≤.1181 DIAMETER
DC = +.00008/+.00047
DCON = h_6

>.1181–.2362 DIAMETER
DC = +.00016/+.00063
DCON = h_6

>.2362–.3937 DIAMETER
DC = +.00024/+.00083
DCON = h_6

>.3937–.7087 DIAMETER
DC = +.00028/+.00098
DCON = h_6

>.7087–1.1811 DIAMETER
DC = +.00031/+.00114
DCON = h_6

TOLERANCES (mm)

≤3 DIAMETER
DC = +0,002/+0,012
DCON = h_6

>3–6 DIAMETER
DC = +0,004/+0,016
DCON = h_6

>6–10 DIAMETER
DC = +0,006/+0,021
DCON = h_6

>10–18 DIAMETER
DC = +0,007/+0,025
DCON = h_6

NON-FERROUS

PLASTICS/COMPOSITES

For patent information visit www.ksptpatents.com

HI-PER CARB®
HIGH PERFORMANCE CARBIDE DRILLS

131N 3xD

FRACTIONAL & METRIC SERIES

CONTINUED

inch & mm									EDP NO.	
CUTTING DIAMETER DC	DECIMAL EQUIV.	METRIC EQUIV.	TAP SIZE REFERENCE ONLY	SHANK DIAMETER DCON	OVERALL LENGTH OAL	FLUTE LENGTH LCF	CLEARED LENGTH LU	SHANK LENGTH LS	UNCOATED	Ti-NAMITE-B (TiB_2)
5,7 mm	0.2244			6,0	66,0	28,0	20,0	36,0	64627	67627
5,8 mm	0.2283			6,0	66,0	28,0	20,0	36,0	64628	67628
5,9 mm	0.2323			6,0	66,0	28,0	20,0	36,0	64629	67629
15/64	0.2344	5.95		6,0	66,0	28,0	20,0	36,0	54609	54709
6,0 mm	0.2362		M7 X 1	6,0	66,0	28,0	20,0	36,0	64630	67630
6,1 mm	0.2402			8,0	79,0	34,0	24,0	36,0	64631	67631
6,2 mm	0.2441		M7 X 0,75	8,0	79,0	34,0	24,0	36,0	64632	67632
6,3 mm	0.2480			8,0	79,0	34,0	24,0	36,0	64633	67633
1/4	0.2500	6.35		8,0	79,0	34,0	24,0	36,0	54610	54710
6,4 mm	0.2520			8,0	79,0	34,0	24,0	36,0	64634	67634
6,5 mm	0.2559			8,0	79,0	34,0	24,0	36,0	64635	67635
F	0.2570	6.53	5/16-18	8,0	79,0	34,0	24,0	36,0	54611	54711
6,6 mm	0.2598			8,0	79,0	34,0	24,0	36,0	64636	67636
6,7 mm	0.2638			8,0	79,0	34,0	24,0	36,0	64637	67637
17/64	0.2656	6.75	5/16-20	8,0	79,0	34,0	24,0	36,0	54612	54712
6,8 mm	0.2677		M8 X 1,25	8,0	79,0	34,0	24,0	36,0	64638	67638
6,9 mm	0.2717		5/16-24	8,0	79,0	34,0	24,0	36,0	64639	67639
7,0 mm	0.2756		M8 X 1	8,0	79,0	34,0	24,0	36,0	64640	67640
7,1 mm	0.2795			8,0	79,0	41,0	29,0	36,0	64641	67641
9/32	0.2812	7.14	5/16-32	8,0	79,0	41,0	29,0	36,0	54613	54713
7,2 mm	0.2835		M8 X 0,75	8,0	79,0	41,0	29,0	36,0	64642	67642
7,3 mm	0.2874			8,0	79,0	41,0	29,0	36,0	64643	67643
7,4 mm	0.2913			8,0	79,0	41,0	29,0	36,0	64644	67644
7,5 mm	0.2953		M8 X 0,5	8,0	79,0	41,0	29,0	36,0	64645	67645
19/64	0.2969	7.54		8,0	79,0	41,0	29,0	36,0	54614	54714
7,6 mm	0.2992			8,0	79,0	41,0	29,0	36,0	64646	67646
7,7 mm	0.3031			8,0	79,0	41,0	29,0	36,0	64647	67647
7,8 mm	0.3071		M9 X 1,25	8,0	79,0	41,0	29,0	36,0	64648	67648
7,9 mm	0.3110			8,0	79,0	41,0	29,0	36,0	64649	67649
5/16	0.3125	7.94	3/8-16	8,0	79,0	41,0	29,0	36,0	54615	54715
8,0 mm	0.3150		M9 X 1	8,0	79,0	41,0	29,0	36,0	64650	67650
8,1 mm	0.3189			10,0	89,0	47,0	35,0	40,0	64651	67651
8,2 mm	0.3228			10,0	89,0	47,0	35,0	40,0	64652	67652
8,3 mm	0.3268			10,0	89,0	47,0	35,0	40,0	64653	67653
21/64	0.3281	8.33	3/8-20	10,0	89,0	47,0	35,0	40,0	54616	54716
8,4 mm	0.3307			10,0	89,0	47,0	35,0	40,0	64654	67654
Q	0.3320	8.43	3/8-24	10,0	89,0	47,0	35,0	40,0	54617	54717
8,5 mm	0.3346		M10 X 1,5	10,0	89,0	47,0	35,0	40,0	64655	67655
8,6 mm	0.3386			10,0	89,0	47,0	35,0	40,0	64656	67656
8,7 mm	0.3425			10,0	89,0	47,0	35,0	40,0	64657	67657
11/32	0.3438	8.73	3/8-32	10,0	89,0	47,0	35,0	40,0	54618	54718
8,8 mm	0.3465		M10 X 1,25	10,0	89,0	47,0	35,0	40,0	64658	67658
8,9 mm	0.3504			10,0	89,0	47,0	35,0	40,0	64659	67659
9,0 mm	0.3543		M10 X 1	10,0	89,0	47,0	35,0	40,0	64660	67660
9,1 mm	0.3583			10,0	89,0	47,0	35,0	40,0	64661	67661
23/64	0.3594	9.13		10,0	89,0	47,0	35,0	40,0	54619	54719

continued on next page

HI-PERCARB®
HIGH PERFORMANCE CARBIDE DRILLS

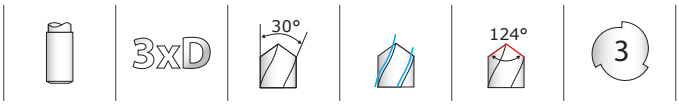

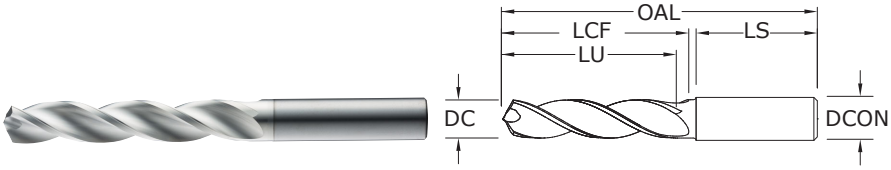

131N 3xD

FRACTIONAL & METRIC SERIES

- Triple margin design improves hole stability and size control while providing superior finish, roundness and cylindricity
- Self-stabilizing pyramid point design stabilizes the drill on contact with the workpiece
- Open flute structure efficiently transports chips while maintaining strength at high feed rates
- Sculpted gash allows chips to easily flow away from the drill center
- Recommended for materials ≤ 175 Bhn (≤ 16 HRc)

inch & mm									EDP NO.	
CUTTING DIAMETER DC	DECIMAL EQUIV.	METRIC EQUIV.	TAP SIZE REFERENCE ONLY	SHANK DIAMETER DCON	OVERALL LENGTH OAL	FLUTE LENGTH LCF	CLEARED LENGTH LU	SHANK LENGTH LS	UNCOATED	Ti-NAMITE-B (TiB_2)
9,2 mm	0.3622		M10 X 0,75	10,0	89,0	47,0	35,0	40,0	64662	67662
9,3 mm	0.3661			10,0	89,0	47,0	35,0	40,0	64663	67663
U	0.3680	9.35	7/16-14	10,0	89,0	47,0	35,0	40,0	54620	54720
9,4 mm	0.3701			10,0	89,0	47,0	35,0	40,0	64664	67664
9,5 mm	0.3740		M11 / M10 X 0,5	10,0	89,0	47,0	35,0	40,0	64665	67665
3/8	0.3750	9.53		10,0	89,0	47,0	35,0	40,0	54621	54721
9,6 mm	0.3780			10,0	89,0	47,0	35,0	40,0	64666	67666
9,7 mm	0.3819			10,0	89,0	47,0	35,0	40,0	64667	67667
9,8 mm	0.3858			10,0	89,0	47,0	35,0	40,0	64668	67668
9,9 mm	0.3898			10,0	89,0	47,0	35,0	40,0	64669	67669
25/64	0.3906	9.92	7/16-20	10,0	89,0	47,0	35,0	40,0	54622	54722
10,0 mm	0.3937			10,0	89,0	47,0	35,0	40,0	64670	67670
10,1 mm	0.3976			12,0	102,0	55,0	40,0	45,0	64671	67671
10,2 mm	0.4016		M12 X 1,75	12,0	102,0	55,0	40,0	45,0	64672	67672
10,3 mm	0.4055			12,0	102,0	55,0	40,0	45,0	64673	67673
13/32	0.4062	10.32		12,0	102,0	55,0	40,0	45,0	54623	54723
10,4 mm	0.4094			12,0	102,0	55,0	40,0	45,0	64674	67674
10,5 mm	0.4134		M12 X 1,5	12,0	102,0	55,0	40,0	45,0	64675	67675
10,6 mm	0.4173			12,0	102,0	55,0	40,0	45,0	64676	67676
10,7 mm	0.4213			12,0	102,0	55,0	40,0	45,0	64677	67677
27/64	0.4219	10.72	1/2-13	12,0	102,0	55,0	40,0	45,0	54624	54724
10,8 mm	0.4252		M12 X 1,25	12,0	102,0	55,0	40,0	45,0	64678	67678
10,9 mm	0.4291			12,0	102,0	55,0	40,0	45,0	64679	67679
11,0 mm	0.4331		M12 X 1	12,0	102,0	55,0	40,0	45,0	64680	67680
11,1 mm	0.4370			12,0	102,0	55,0	40,0	45,0	64681	67681
7/16	0.4375	11.11	1/4-18NPT	12,0	102,0	55,0	40,0	45,0	54625	54725
11,2 mm	0.4409			12,0	102,0	55,0	40,0	45,0	64682	67682
11,3 mm	0.4449			12,0	102,0	55,0	40,0	45,0	64683	67683
11,4 mm	0.4488			12,0	102,0	55,0	40,0	45,0	64684	67684
11,5 mm	0.4528		M12 X 0,5	12,0	102,0	55,0	40,0	45,0	64685	67685
11,6 mm	0.4567			12,0	102,0	55,0	40,0	45,0	64686	67686
11,7 mm	0.4606			12,0	102,0	55,0	40,0	45,0	64687	67687
11,8 mm	0.4646			12,0	102,0	55,0	40,0	45,0	64688	67688
11,9 mm	0.4685			12,0	102,0	55,0	40,0	45,0	64689	67689
15/32	0.4688	11.91	1/2-28	12,0	102,0	55,0	40,0	45,0	54626	54726
12,0 mm	0.4724		M14 X 2	12,0	102,0	55,0	40,0	45,0	64690	67690

continued on next page

TOLERANCES (inch)

≤.1181 DIAMETER
DC = +.00008/+.00047
DCON = h_6

>.1181–.2362 DIAMETER
DC = +.00016/+.00063
DCON = h_6

>.2362–.3937 DIAMETER
DC = +.00024/+.00083
DCON = h_6

>.3937–.7087 DIAMETER
DC = +.00028/+.00098
DCON = h_6

>.7087–1.1811 DIAMETER
DC = +.00031/+.00114
DCON = h_6

TOLERANCES (mm)

≤3 DIAMETER
DC = +0,002/+0,012
DCON = h_6

>3–6 DIAMETER
DC = +0,004/+0,016
DCON = h_6

>6–10 DIAMETER
DC = +0,006/+0,021
DCON = h_6

>10–18 DIAMETER
DC = +0,007/+0,025
DCON = h_6

NON-FERROUS

PLASTICS/COMPOSITES

For patent information visit www.ksptpatents.com

HI-PER CARB®
HIGH PERFORMANCE CARBIDE DRILLS

131N 3xD

FRACTIONAL & METRIC SERIES

CONTINUED

inch & mm									EDP NO.	
CUTTING DIAMETER DC	DECIMAL EQUIV.	METRIC EQUIV.	TAP SIZE REFERENCE ONLY	SHANK DIAMETER DCON	OVERALL LENGTH OAL	FLUTE LENGTH LCF	CLEARED LENGTH LU	SHANK LENGTH LS	UNCOATED	Ti-NAMITE-B (TiB_2)
31/64	0.4844	12.30	9/16-12	14,0	107,0	60,0	43,0	45,0	54627	54727
12,5 mm	0.4921		M14 X 1,5	14,0	107,0	60,0	43,0	45,0	64691	67691
1/2	0.5000	12.70		14,0	107,0	60,0	43,0	45,0	54628	54728
12,8 mm	0.5039		M14 X 1,25	14,0	107,0	60,0	43,0	45,0	64692	67692
13,0 mm	0.5118		M14 X 1	14,0	107,0	60,0	43,0	45,0	64693	67693
33/64	0.5156	13.10	9/16-18	14,0	107,0	60,0	43,0	45,0	54629	54729
13,5 mm	0.5315		5/8-11	14,0	107,0	60,0	43,0	45,0	64694	67694
13,8 mm	0.5433			14,0	107,0	60,0	43,0	45,0	64695	67695
14,0 mm	0.5512		M16 X 2	14,0	107,0	60,0	43,0	45,0	64696	67696
9/16	0.5625	14.29		16,0	115,0	65,0	45,0	48,0	54630	54730
14,5 mm	0.5709		M16 X 1,5	16,0	115,0	65,0	45,0	48,0	64697	67697
37/64	0.5781	14.68	5/8-18	16,0	115,0	65,0	45,0	48,0	54631	54731
14,8 mm	0.5827			16,0	115,0	65,0	45,0	48,0	64698	67698
15,0 mm	0.5906		M16 X 1	16,0	115,0	65,0	45,0	48,0	64699	67699
15,5 mm	0.6102		M18 X 2,5	16,0	115,0	65,0	45,0	48,0	64700	67700
15,8 mm	0.6220			16,0	115,0	65,0	45,0	48,0	64701	67701
5/8	0.6250	15.88	11/16-16	16,0	115,0	65,0	45,0	48,0	54632	54732
16,0 mm	0.6299			16,0	115,0	65,0	45,0	48,0	64702	67702
21/32	0.6562	16.67	3/4-10	18,0	123,0	73,0	51,0	48,0	54633	54733
11/16	0.6875	17.46	3/4-16	18,0	123,0	73,0	51,0	48,0	54634	54734
3/4	0.7500	19.05	13/16-16	20,0	131,0	79,0	55,0	50,0	54635	54735

Hi-PerCarb®

HI-PERCARB®
HIGH PERFORMANCE CARBIDE DRILLS

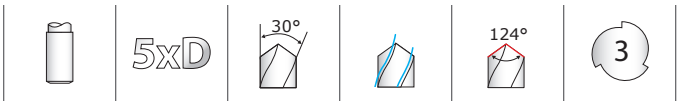

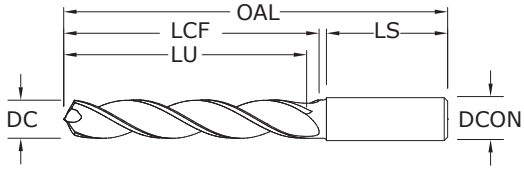

131N 5xD

FRACTIONAL & METRIC SERIES

- Triple margin design improves hole stability and size control while providing superior finish, roundness and cylindricity
- Self-stabilizing pyramid point design stabilizes the drill on contact with the workpiece
- Open flute structure efficiently transports chips while maintaining strength at high feed rates
- Sculpted gash allows chips to easily flow away from the drill center
- Recommended for materials ≤ 175 Bhn (≤ 16 HRc)

inch & mm									EDP NO.	
CUTTING DIAMETER DC	DECIMAL EQUIV.	METRIC EQUIV.	TAP SIZE REFERENCE ONLY	SHANK DIAMETER DCON	OVERALL LENGTH OAL	FLUTE LENGTH LCF	CLEARED LENGTH LU	SHANK LENGTH LS	UNCOATED	Ti-NAMITE-B (TiB_2)
3,0 mm	0.1181			6,0	66,0	28,0	23,0	36,0	65000	64800
3,1 mm	0.1220			6,0	66,0	28,0	23,0	36,0	65001	64801
1/8	0.1250	3.18		6,0	66,0	28,0	23,0	36,0	55000	54800
3,2 mm	0.1260		M3,5 X 0,35	6,0	66,0	28,0	23,0	36,0	65002	64802
3,3 mm	0.1299		M4 X 0,7	6,0	66,0	28,0	23,0	36,0	65003	64803
3,4 mm	0.1339			6,0	66,0	28,0	23,0	36,0	65004	64804
#29	0.1360	3.45	8-32,8-36	6,0	66,0	28,0	23,0	36,0	55001	54801
3,5 mm	0.1378		M4 X 0,5	6,0	66,0	28,0	23,0	36,0	65005	64805
9/64	0.1406	3.57		6,0	66,0	28,0	23,0	36,0	55002	54802
3,6 mm	0.1417		M4 X 0,35	6,0	66,0	28,0	23,0	36,0	65006	64806
3,7 mm	0.1457		M4,5 X 0,75	6,0	66,0	28,0	23,0	36,0	65007	64807
3,8 mm	0.1496		10-24	6,0	74,0	36,0	29,0	36,0	65008	64808
3,9 mm	0.1535			6,0	74,0	36,0	29,0	36,0	65009	64809
5/32	0.1562	3.97		6,0	74,0	36,0	29,0	36,0	55003	54803
4,0 mm	0.1575		M4,5 X 0,5	6,0	74,0	36,0	29,0	36,0	65010	64810
#21	0.1590	4.04	10-32	6,0	74,0	36,0	29,0	36,0	55004	54804
4,1 mm	0.1614			6,0	74,0	36,0	29,0	36,0	65011	64811
4,2 mm	0.1654		M5 / M5 X 0,75	6,0	74,0	36,0	29,0	36,0	65012	64812
4,3 mm	0.1693			6,0	74,0	36,0	29,0	36,0	65013	64813
11/64	0.1719	4.37		6,0	74,0	36,0	29,0	36,0	55005	54805
4,4 mm	0.1732		12-24	6,0	74,0	36,0	29,0	36,0	65014	64814
4,5 mm	0.1772		M5 X 0,5	6,0	74,0	36,0	29,0	36,0	65015	64815
4,6 mm	0.1811		12-28	6,0	74,0	36,0	29,0	36,0	65016	64816
4,7 mm	0.1850		12-32	6,0	74,0	36,0	29,0	36,0	65017	64817
3/16	0.1875	4.76		6,0	82,0	44,0	35,0	36,0	55006	54806
4,8 mm	0.1890		7/32-32	6,0	82,0	44,0	35,0	36,0	65018	64818
4,9 mm	0.1929			6,0	82,0	44,0	35,0	36,0	65019	64819
5,0 mm	0.1969		M6 X 1	6,0	82,0	44,0	35,0	36,0	65020	64820
5,1 mm	0.2008		1/4-20	6,0	82,0	44,0	35,0	36,0	65021	64821
13/64	0.2031	5.16		6,0	82,0	44,0	35,0	36,0	55007	54807
5,2 mm	0.2047		M6 X 0,75	6,0	82,0	44,0	35,0	36,0	65022	64822
5,3 mm	0.2087			6,0	82,0	44,0	35,0	36,0	65023	64823
5,4 mm	0.2126			6,0	82,0	44,0	35,0	36,0	65024	64824
5,5 mm	0.2165		M6 X 0,5	6,0	82,0	44,0	35,0	36,0	65025	64825
7/32	0.2188	5.56	1/4-32	6,0	82,0	44,0	35,0	36,0	55008	54808

continued on next page

TOLERANCES (inch)

≤.1181 DIAMETER
DC = +.00008/+.00047
DCON = h_6

>.1181–.2362 DIAMETER
DC = +.00016/+.00063
DCON = h_6

>.2362–.3937 DIAMETER
DC = +.00024/+.00083
DCON = h_6

>.3937–.7087 DIAMETER
DC = +.00028/+.00098
DCON = h_6

>.7087–1.1811 DIAMETER
DC = +.00031/+.00114
DCON = h_6

TOLERANCES (mm)

≤3 DIAMETER
DC = +0,002/+0,012
DCON = h_6

>3–6 DIAMETER
DC = +0,004/+0,016
DCON = h_6

>6–10 DIAMETER
DC = +0,006/+0,021
DCON = h_6

>10–18 DIAMETER
DC = +0,007/+0,025
DCON = h_6

NON-FERROUS

PLASTICS/COMPOSITES

For patent information visit www.ksptpatents.com

HI-PER CARB®
HIGH PERFORMANCE CARBIDE DRILLS

131N 5xD

FRACTIONAL & METRIC SERIES

CONTINUED

inch & mm									EDP NO.	
CUTTING DIAMETER DC	DECIMAL EQUIV.	METRIC EQUIV.	TAP SIZE REFERENCE ONLY	SHANK DIAMETER DCON	OVERALL LENGTH OAL	FLUTE LENGTH LCF	CLEARED LENGTH LU	SHANK LENGTH LS	UNCOATED	Ti-NAMITE-B (TiB_2)
5,6 mm	0.2205			6,0	82,0	44,0	35,0	36,0	65026	64826
5,7 mm	0.2244			6,0	82,0	44,0	35,0	36,0	65027	64827
5,8 mm	0.2283			6,0	82,0	44,0	35,0	36,0	65028	64828
5,9 mm	0.2323			6,0	82,0	44,0	35,0	36,0	65029	64829
15/64	0.2344	5.95		6,0	82,0	44,0	35,0	36,0	55009	54809
6,0 mm	0.2362		M7 X 1	6,0	82,0	44,0	35,0	36,0	65030	64830
6,1 mm	0.2402			8,0	91,0	53,0	43,0	36,0	65031	64831
6,2 mm	0.2441		M7 X 0,75	8,0	91,0	53,0	43,0	36,0	65032	64832
6,3 mm	0.2480			8,0	91,0	53,0	43,0	36,0	65033	64833
1/4	0.2500	6.35		8,0	91,0	53,0	43,0	36,0	55010	54810
6,4 mm	0.2520			8,0	91,0	53,0	43,0	36,0	65034	64834
6,5 mm	0.2559			8,0	91,0	53,0	43,0	36,0	65035	64835
F	0.2570	6.53	5/16-18	8,0	91,0	53,0	43,0	36,0	55011	54811
6,6 mm	0.2598			8,0	91,0	53,0	43,0	36,0	65036	64836
6,7 mm	0.2638			8,0	91,0	53,0	43,0	36,0	65037	64837
17/64	0.2656	6.75	5/16-20	8,0	91,0	53,0	43,0	36,0	55012	54812
6,8 mm	0.2677		M8 X 1,25	8,0	91,0	53,0	43,0	36,0	65038	64838
6,9 mm	0.2717		5/16-24	8,0	91,0	53,0	43,0	36,0	65039	64839
7,0 mm	0.2756		M8 X 1	8,0	91,0	53,0	43,0	36,0	65040	64840
7,1 mm	0.2795			8,0	91,0	53,0	43,0	36,0	65041	64841
9/32	0.2812	7.14	5/16-32	8,0	91,0	53,0	43,0	36,0	55013	54813
7,2 mm	0.2835		M8 X 0,75	8,0	91,0	53,0	43,0	36,0	65042	64842
7,3 mm	0.2874			8,0	91,0	53,0	43,0	36,0	65043	64843
7,4 mm	0.2913			8,0	91,0	53,0	43,0	36,0	65044	64844
7,5 mm	0.2953		M8 X 0,5	8,0	91,0	53,0	43,0	36,0	65045	64845
19/64	0.2969	7.54		8,0	91,0	53,0	43,0	36,0	55014	54814
7,6 mm	0.2992			8,0	91,0	53,0	43,0	36,0	65046	64846
7,7 mm	0.3031			8,0	91,0	53,0	43,0	36,0	65047	64847
7,8 mm	0.3071		M9 X 1,25	8,0	91,0	53,0	43,0	36,0	65048	64848
7,9 mm	0.3110			8,0	91,0	53,0	43,0	36,0	65049	64849
5/16	0.3125	7.94	3/8-16	8,0	91,0	53,0	43,0	36,0	55015	54815
8,0 mm	0.3150		M9 X 1	8,0	91,0	53,0	43,0	36,0	65050	64850
8,1 mm	0.3189			10,0	103,0	61,0	49,0	40,0	65051	64851
8,2 mm	0.3228			10,0	103,0	61,0	49,0	40,0	65052	64852
8,3 mm	0.3268			10,0	103,0	61,0	49,0	40,0	65053	64853
21/64	0.3281	8.33	3/8-20	10,0	103,0	61,0	49,0	40,0	55016	54816
8,4 mm	0.3307			10,0	103,0	61,0	49,0	40,0	65054	64854
Q	0.3320	8.43	3/8-24	10,0	103,0	61,0	49,0	40,0	55017	54817
8,5 mm	0.3346		M10 X 1,5	10,0	103,0	61,0	49,0	40,0	65055	64855
8,6 mm	0.3386			10,0	103,0	61,0	49,0	40,0	65056	64856
8,7 mm	0.3425			10,0	103,0	61,0	49,0	40,0	65057	64857
11/32	0.3438	8.73	3/8-32	10,0	103,0	61,0	49,0	40,0	55018	54818
8,8 mm	0.3465		M10 X 1,25	10,0	103,0	61,0	49,0	40,0	65058	64858
8,9 mm	0.3504			10,0	103,0	61,0	49,0	40,0	65059	64859
9,0 mm	0.3543		M10 X 1	10,0	103,0	61,0	49,0	40,0	65060	64860
9,1 mm	0.3583			10,0	103,0	61,0	49,0	40,0	65061	64861

continued on next page

HI-PERCARB®
HIGH PERFORMANCE CARBIDE DRILLS

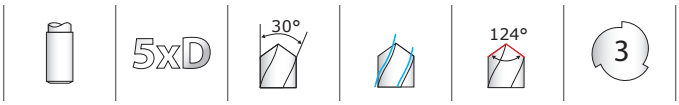

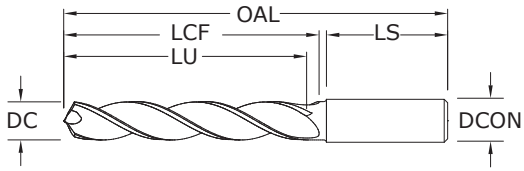

131N 5xD

FRACTIONAL & METRIC SERIES

- Triple margin design improves hole stability and size control while providing superior finish, roundness and cylindricity
- Self-stabilizing pyramid point design stabilizes the drill on contact with the workpiece
- Open flute structure efficiently transports chips while maintaining strength at high feed rates
- Sculpted gash allows chips to easily flow away from the drill center
- Recommended for materials ≤ 175 Bhn (≤ 16 HRc)

inch & mm									EDP NO.	
CUTTING DIAMETER DC	DECIMAL EQUIV.	METRIC EQUIV.	TAP SIZE REFERENCE ONLY	SHANK DIAMETER DCON	OVERALL LENGTH OAL	FLUTE LENGTH LCF	CLEARED LENGTH LU	SHANK LENGTH LS	UNCOATED	Ti-NAMITE-B (TiB_2)
23/64	0.3594	9.13		10,0	103,0	61,0	49,0	40,0	55019	54819
9,2 mm	0.3622		M10 X 0,75	10,0	103,0	61,0	49,0	40,0	65062	64862
9,3 mm	0.3661			10,0	103,0	61,0	49,0	40,0	65063	64863
U	0.3680	9.35	7/16-14	10,0	103,0	61,0	49,0	40,0	55020	54820
9,4 mm	0.3701			10,0	103,0	61,0	49,0	40,0	65064	64864
9,5 mm	0.3740		M11 / M10 X 0,5	10,0	103,0	61,0	49,0	40,0	65065	64865
3/8	0.3750	9.53		10,0	103,0	61,0	49,0	40,0	55021	54821
9,6 mm	0.3780			10,0	103,0	61,0	49,0	40,0	65066	64866
9,7 mm	0.3819			10,0	103,0	61,0	49,0	40,0	65067	64867
9,8 mm	0.3858			10,0	103,0	61,0	49,0	40,0	65068	64868
9,9 mm	0.3898			10,0	103,0	61,0	49,0	40,0	65069	64869
25/64	0.3906	9.92	7/16-20	10,0	103,0	61,0	49,0	40,0	55022	54822
10,0 mm	0.3937			10,0	103,0	61,0	49,0	40,0	65070	64870
10,1 mm	0.3976			12,0	118,0	71,0	56,0	45,0	65071	64871
10,2 mm	0.4016		M12 X 1,75	12,0	118,0	71,0	56,0	45,0	65072	64872
10,3 mm	0.4055			12,0	118,0	71,0	56,0	45,0	65073	64873
13/32	0.4062	10.32		12,0	118,0	71,0	56,0	45,0	55023	54823
10,4 mm	0.4094			12,0	118,0	71,0	56,0	45,0	65074	64874
10,5 mm	0.4134		M12 X 1,5	12,0	118,0	71,0	56,0	45,0	65075	64875
10,6 mm	0.4173			12,0	118,0	71,0	56,0	45,0	65076	64876
10,7 mm	0.4213			12,0	118,0	71,0	56,0	45,0	65077	64877
27/64	0.4219	10.72	1/2-13	12,0	118,0	71,0	56,0	45,0	55024	54824
10,8 mm	0.4252		M12 X 1,25	12,0	118,0	71,0	56,0	45,0	65078	64878
10,9 mm	0.4291			12,0	118,0	71,0	56,0	45,0	65079	64879
11,0 mm	0.4331		M12 X 1	12,0	118,0	71,0	56,0	45,0	65080	64880
11,1 mm	0.4370			12,0	118,0	71,0	56,0	45,0	65081	64881
7/16	0.4375	11.11	1/4-18NPT	12,0	118,0	71,0	56,0	45,0	55025	54825
11,2 mm	0.4409			12,0	118,0	71,0	56,0	45,0	65082	64882
11,3 mm	0.4449			12,0	118,0	71,0	56,0	45,0	65083	64883
11,4 mm	0.4488			12,0	118,0	71,0	56,0	45,0	65084	64884
11,5 mm	0.4528		M12 X 0,5	12,0	118,0	71,0	56,0	45,0	65085	64885
11,6 mm	0.4567			12,0	118,0	71,0	56,0	45,0	65086	64886
11,7 mm	0.4606			12,0	118,0	71,0	56,0	45,0	65087	64887
11,8 mm	0.4646			12,0	118,0	71,0	56,0	45,0	65088	64888

continued on next page

TOLERANCES (inch)

≤.1181 DIAMETER
DC = +.00008/+.00047
DCON = h_6

>.1181–.2362 DIAMETER
DC = +.00016/+.00063
DCON = h_6

>.2362–.3937 DIAMETER
DC = +.00024/+.00083
DCON = h_6

>.3937–.7087 DIAMETER
DC = +.00028/+.00098
DCON = h_6

>.7087–1.1811 DIAMETER
DC = +.00031/+.00114
DCON = h_6

TOLERANCES (mm)

≤3 DIAMETER
DC = +0,002/+0,012
DCON = h_6

>3–6 DIAMETER
DC = +0,004/+0,016
DCON = h_6

>6–10 DIAMETER
DC = +0,006/+0,021
DCON = h_6

>10–18 DIAMETER
DC = +0,007/+0,025
DCON = h_6

NON-FERROUS

PLASTICS/COMPOSITES

For patent information visit www.ksptpatents.com

HI-PER CARB®
HIGH PERFORMANCE CARBIDE DRILLS

131N 5xD

FRACTIONAL & METRIC SERIES

CONTINUED

inch & mm									EDP NO.	
CUTTING DIAMETER DC	DECIMAL EQUIV.	METRIC EQUIV.	TAP SIZE REFERENCE ONLY	SHANK DIAMETER DCON	OVERALL LENGTH OAL	FLUTE LENGTH LCF	CLEARED LENGTH LU	SHANK LENGTH LS	UNCOATED	Ti-NAMITE-B (TiB_2)
11,9 mm	0.4685			12,0	118,0	71,0	56,0	45,0	65089	64889
15/32	0.4688	11.91	1/2-28	12,0	118,0	71,0	56,0	45,0	55026	54826
12,0 mm	0.4724		M14 X 2	12,0	118,0	71,0	56,0	45,0	65090	64890
31/64	0.4844	12.30	9/16-12	14,0	124,0	77,0	60,0	45,0	55027	54827
12,5 mm	0.4921		M14 X 1,5	14,0	124,0	77,0	60,0	45,0	65091	64891
1/2	0.5000	12.70		14,0	124,0	77,0	60,0	45,0	55028	54828
12,8 mm	0.5039		M14 X 1,25	14,0	124,0	77,0	60,0	45,0	65092	64892
13,0 mm	0.5118		M14 X 1	14,0	124,0	77,0	60,0	45,0	65093	64893
33/64	0.5156	13.10	9/16-18	14,0	124,0	77,0	60,0	45,0	55029	54829
13,5 mm	0.5315		5/8-11	14,0	124,0	77,0	60,0	45,0	65094	64894
13,8 mm	0.5433			14,0	124,0	77,0	60,0	45,0	65095	64895
14,0 mm	0.5512		M16 X 2	14,0	124,0	77,0	60,0	45,0	65096	64896
9/16	0.5625	14.29		16,0	133,0	83,0	63,0	48,0	55030	54830
14,5 mm	0.5709		M16 X 1,5	16,0	133,0	83,0	63,0	48,0	65097	64897
37/64	0.5781	14.68	5/8-18	16,0	133,0	83,0	63,0	48,0	55031	54831
14,8 mm	0.5827			16,0	133,0	83,0	63,0	48,0	65098	64898
15,0 mm	0.5906		M16 X 1	16,0	133,0	83,0	63,0	48,0	65099	64899
15,5 mm	0.6102		M18 X 2,5	16,0	133,0	83,0	63,0	48,0	65100	64900
15,8 mm	0.6220			16,0	133,0	83,0	63,0	48,0	65101	64901
5/8	0.6250	15.88	11/16-16	16,0	133,0	83,0	63,0	48,0	55032	54832
16,0 mm	0.6299			16,0	133,0	83,0	63,0	48,0	65102	64902
21/32	0.6562	16.67	3/4-10	18,0	143,0	93,0	71,0	48,0	55033	54833
11/16	0.6875	17.46	3/4-16	18,0	143,0	93,0	71,0	48,0	55034	54834
3/4	0.7500	19.05	13/16-16	20,0	153,0	101,0	77,0	50,0	55035	54835

Hi-PerCarb®

	Series 131N 3D & 5D Fractional	Hardness	Vc (sfm)		DC • in 1/8	3/16	1/4	3/8	1/2	5/8	3/4
N	**ALUMINUM ALLOYS < 12% SI 6061, 2024, 7075**	≤ 150 Bhn or ≤ 7 HRc	800	RPM	24448	16299	12224	8149	6112	4890	4075
			(640-960)	Fr	0.0055	0.0083	0.0110	0.0166	0.0221	0.0276	0.0331
				Feed (ipm)	135	135	135	135	135	135	135
	ALUMINUM ALLOYS > 12% SI A356.0, 390.0, 319.0	≤ 125 Bhn or ≤ 77 HRb	600	RPM	18336	12224	9168	6112	4584	3667	3056
			(480-720)	Fr	0.0055	0.0082	0.0109	0.0164	0.0218	0.0273	0.0327
				Feed (ipm)	100	100	100	100	100	100	100
	COPPER ALLOYS Alum Bronze, Muntz Brass, Navel Brass	≤ 175 Bhn or ≤ 16 HRc	550	RPM	16808	11205	8404	5603	4202	3362	2801
			(440-660)	Fr	0.0020	0.0030	0.0040	0.0061	0.0081	0.0101	0.0121
				Feed (ipm)	34	34	34	34	34	34	34
	PLASTICS Acrylic, PVC, Polypropylene		450	RPM	13752	9168	6876	4584	3438	2750	2292
			(360-540)	Fr	0.0025	0.0037	0.0049	0.0074	0.0099	0.0124	0.0148
				Feed (ipm)	34	34	34	34	34	34	34

Bhn (Brinell) HRc (Rockwell C) HRb (Rockwell B)
rpm = Vc x 3.82 / DC
ipm = Fr x rpm
reduce speed and feed for materials harder than listed
refer to the SGS Tool Wizard® for complete technical information (www.kyocera-sgstool.com)

	Series 131N 3D & 5D Metric	Hardness	Vc (m/min)		DC • mm 3	6	8	10	12	14	16
N	**ALUMINUM ALLOYS < 12% SI 6061, 2024, 7075**	≤ 150 Bhn or ≤ 7 HRc	244	RPM	25851	12926	9694	7755	6463	5540	4847
			(195-293)	Fr	0.133	0.265	0.354	0.442	0.531	0.619	0.708
				Feed (mm/min)	3430	3430	3430	3430	3430	3430	3430
	ALUMINUM ALLOYS > 12% SI A356.0, 390.0, 319.0	≤ 125 Bhn or ≤ 77 HRb	183	RPM	19388	9694	7271	5816	4847	4155	3635
			(146-219)	Fr	0.131	0.262	0.349	0.437	0.524	0.611	0.699
				Feed (mm/min)	2540	2540	2540	2540	2540	2540	2540
	COPPER ALLOYS Alum Bronze, Muntz Brass, Navel Brass	≤ 175 Bhn or ≤ 16 HRc	168	RPM	17773	8886	6665	5332	4443	3808	3332
			(134-201)	Fr	0.049	0.097	0.130	0.162	0.194	0.227	0.259
				Feed (mm/min)	864	864	864	864	864	864	864
	PLASTICS Acrylic, PVC, Polypropylene		137	RPM	14541	7271	5453	4362	3635	3116	2726
			(110-165)	Fr	0.059	0.119	0.158	0.198	0.238	0.277	0.317
				Feed (mm/min)	864	864	864	864	864	864	864

Bhn (Brinell) HRc (Rockwell C) HRb (Rockwell B)
rpm = (Vc x 1000) / (DC x 3.14)
mm/min = Fr x rpm
reduce speed and feed for materials harder than listed
refer to the SGS Tool Wizard® for complete technical information (www.kyocera-sgstool.com)

Hi-PerCarb®

HI-PERCARB®
HIGH PERFORMANCE CARBIDE DRILLS

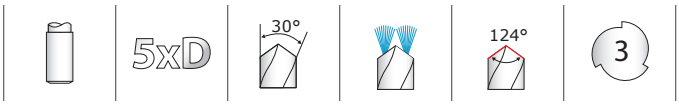

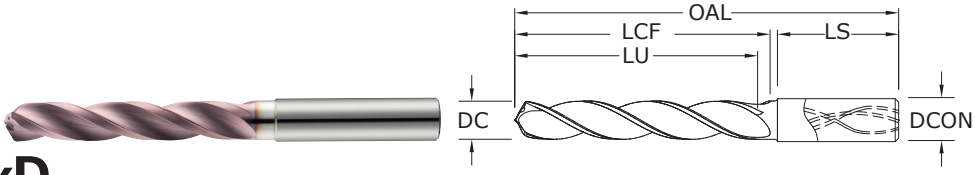

141K 5xD

FRACTIONAL & METRIC SERIES

- Triple margin design improves hole stability and size control while providing superior finish, roundness and cylindricity
- Self-stabilizing pyramid point design stabilizes the drill on contact with the workpiece
- Open flute structure efficiently transports chips while maintaining strength at high feed rates
- Sculpted gash allows chips to easily flow away from the drill center
- Recommended for materials ≤ 400 Bhn (≤ 43 HRc)

inch & mm									EDP NO.
CUTTING DIAMETER DC	DECIMAL EQUIV.	METRIC EQUIV.	TAP SIZE REFERENCE ONLY	SHANK DIAMETER DCON	OVERALL LENGTH OAL	FLUTE LENGTH LCF	CLEARED LENGTH LU	SHANK LENGTH LS	Ti-NAMITE-M (TM)
3,0 mm	0.1181			6,0	66,0	28,0	23,0	36,0	65160
3,1 mm	0.1220			6,0	66,0	28,0	23,0	36,0	65161
1/8	0.1250	3.18		6,0	66,0	28,0	23,0	36,0	55160
3,2 mm	0.1260		M3,5 X 0,35	6,0	66,0	28,0	23,0	36,0	65162
3,3 mm	0.1299		M4 X 0,7	6,0	66,0	28,0	23,0	36,0	65163
3,4 mm	0.1339			6,0	66,0	28,0	23,0	36,0	65164
#29	0.1360	3.45	8-32,8-36	6,0	66,0	28,0	23,0	36,0	55161
3,5 mm	0.1378		M4 X 0,5	6,0	66,0	28,0	23,0	36,0	65165
9/64	0.1406	3.57		6,0	66,0	28,0	23,0	36,0	55162
3,6 mm	0.1417		M4 X 0,35	6,0	66,0	28,0	23,0	36,0	65166
3,7 mm	0.1457		M4,5 X 0,75	6,0	66,0	28,0	23,0	36,0	65167
3,8 mm	0.1496		10-24	6,0	74,0	36,0	29,0	36,0	65168
3,9 mm	0.1535			6,0	74,0	36,0	29,0	36,0	65169
5/32	0.1562	3.97		6,0	74,0	36,0	29,0	36,0	55163
4,0 mm	0.1575		M4,5 X 0,5	6,0	74,0	36,0	29,0	36,0	65170
#21	0.1590	4.04	10-32	6,0	74,0	36,0	29,0	36,0	55164
4,1 mm	0.1614			6,0	74,0	36,0	29,0	36,0	65171
4,2 mm	0.1654		M5 / M5 x 0,75	6,0	74,0	36,0	29,0	36,0	65172
4,3 mm	0.1693			6,0	74,0	36,0	29,0	36,0	65173
11/64	0.1719	4.37		6,0	74,0	36,0	29,0	36,0	55165
4,4 mm	0.1732		12-24	6,0	74,0	36,0	29,0	36,0	65174
4,5 mm	0.1772		M5 X 0,5	6,0	74,0	36,0	29,0	36,0	65175
4,6 mm	0.1811		12-28	6,0	74,0	36,0	29,0	36,0	65176
4,7 mm	0.1850		12-32	6,0	74,0	36,0	29,0	36,0	65177
3/16	0.1875	4.76		6,0	82,0	44,0	35,0	36,0	55166
4,8 mm	0.1890		7/32-32	6,0	82,0	44,0	35,0	36,0	65178
4,9 mm	0.1929			6,0	82,0	44,0	35,0	36,0	65179
5,0 mm	0.1969		M6 X 1	6,0	82,0	44,0	35,0	36,0	65180
5,1 mm	0.2008		1/4-20	6,0	82,0	44,0	35,0	36,0	65181
13/64	0.2031	5.16		6,0	82,0	44,0	35,0	36,0	55167
5,2 mm	0.2047		M6 X 0,75	6,0	82,0	44,0	35,0	36,0	65182
5,3 mm	0.2087			6,0	82,0	44,0	35,0	36,0	65183
5,4 mm	0.2126			6,0	82,0	44,0	35,0	36,0	65184
5,5 mm	0.2165		M6 X 0,5	6,0	82,0	44,0	35,0	36,0	65185
7/32	0.2188	5.56	1/4-32	6,0	82,0	44,0	35,0	36,0	55168
5,6 mm	0.2205			6,0	82,0	44,0	35,0	36,0	65186

continued on next page

TOLERANCES (inch)

≤.1181 DIAMETER
DC = +.00008/+.00047
DCON = h_6

>.1181–.2362 DIAMETER
DC = +.00016/+.00063
DCON = h_6

>.2362–.3937 DIAMETER
DC = +.00024/+.00083
DCON = h_6

>.3937–.7087 DIAMETER
DC = +.00028/+.00098
DCON = h_6

>.7087–1.1811 DIAMETER
DC = +.00031/+.00114
DCON = h_6

TOLERANCES (mm)

≤3 DIAMETER
DC = +0,002/+0,012
DCON = h_6

>3–6 DIAMETER
DC = +0,004/+0,016
DCON = h_6

>6–10 DIAMETER
DC = +0,006/+0,021
DCON = h_6

>10–18 DIAMETER
DC = +0,007/+0,025
DCON = h_6

CAST IRON

For patent information visit www.ksptpatents.com

HI-PER CARB®
HIGH PERFORMANCE CARBIDE DRILLS

141K 5xD

FRACTIONAL & METRIC SERIES

CONTINUED

inch & mm									EDP NO.
CUTTING DIAMETER DC	DECIMAL EQUIV.	METRIC EQUIV.	TAP SIZE REFERENCE ONLY	SHANK DIAMETER DCON	OVERALL LENGTH OAL	FLUTE LENGTH LCF	CLEARED LENGTH LU	SHANK LENGTH LS	Ti-NAMITE-M (TM)
5,7 mm	0.2244			6,0	82,0	44,0	35,0	36,0	65187
5,8 mm	0.2283			6,0	82,0	44,0	35,0	36,0	65188
5,9 mm	0.2323			6,0	82,0	44,0	35,0	36,0	65189
15/64	0.2344	5.95		6,0	82,0	44,0	35,0	36,0	55169
6,0 mm	0.2362		M7 X 1	6,0	82,0	44,0	35,0	36,0	65190
6,1 mm	0.2402			8,0	91,0	53,0	43,0	36,0	65191
6,2 mm	0.2441		M7 X 0,75	8,0	91,0	53,0	43,0	36,0	65192
6,3 mm	0.2480			8,0	91,0	53,0	43,0	36,0	65193
1/4	0.2500	6.35		8,0	91,0	53,0	43,0	36,0	55170
6,4 mm	0.2520			8,0	91,0	53,0	43,0	36,0	65194
6,5 mm	0.2559			8,0	91,0	53,0	43,0	36,0	65195
F	0.2570	6.53	5/16-18	8,0	91,0	53,0	43,0	36,0	55171
6,6 mm	0.2598			8,0	91,0	53,0	43,0	36,0	65196
6,7 mm	0.2638			8,0	91,0	53,0	43,0	36,0	65197
17/64	0.2656	6.75	5/16-20	8,0	91,0	53,0	43,0	36,0	55172
6,8 mm	0.2677		M8 X 1,25	8,0	91,0	53,0	43,0	36,0	65198
6,9 mm	0.2717		5/16-24	8,0	91,0	53,0	43,0	36,0	65199
7,0 mm	0.2756		M8 X 1	8,0	91,0	53,0	43,0	36,0	65200
7,1 mm	0.2795			8,0	91,0	53,0	43,0	36,0	65201
9/32	0.2812	7.14	5/16-32	8,0	91,0	53,0	43,0	36,0	55173
7,2 mm	0.2835		M8 X 0,75	8,0	91,0	53,0	43,0	36,0	65202
7,3 mm	0.2874			8,0	91,0	53,0	43,0	36,0	65203
7,4 mm	0.2913			8,0	91,0	53,0	43,0	36,0	65204
7,5 mm	0.2953		M8 X 0,5	8,0	91,0	53,0	43,0	36,0	65205
19/64	0.2969	7.54		8,0	91,0	53,0	43,0	36,0	55174
7,6 mm	0.2992			8,0	91,0	53,0	43,0	36,0	65206
7,7 mm	0.3031			8,0	91,0	53,0	43,0	36,0	65207
7,8 mm	0.3071		M9 X 1,25	8,0	91,0	53,0	43,0	36,0	65208
7,9 mm	0.3110			8,0	91,0	53,0	43,0	36,0	65209
5/16	0.3125	7.94	3/8-16	8,0	91,0	53,0	43,0	36,0	55175
8,0 mm	0.3150		M9 X 1	8,0	91,0	53,0	43,0	36,0	65210
8,1 mm	0.3189			10,0	103,0	61,0	49,0	40,0	65211
8,2 mm	0.3228			10,0	103,0	61,0	49,0	40,0	65212
8,3 mm	0.3268			10,0	103,0	61,0	49,0	40,0	65213
21/64	0.3281	8.33	3/8-20	10,0	103,0	61,0	49,0	40,0	55176
8,4 mm	0.3307			10,0	103,0	61,0	49,0	40,0	65214
Q	0.3320	8.43	3/8-24	10,0	103,0	61,0	49,0	40,0	55177
8,5 mm	0.3346		M10 X 1,5	10,0	103,0	61,0	49,0	40,0	65215
8,6 mm	0.3386			10,0	103,0	61,0	49,0	40,0	65216
8,7 mm	0.3425			10,0	103,0	61,0	49,0	40,0	65217
11/32	0.3438	8.73	3/8-32	10,0	103,0	61,0	49,0	40,0	55178
8,8 mm	0.3465		M10 X 1,25	10,0	103,0	61,0	49,0	40,0	65218
8,9 mm	0.3504			10,0	103,0	61,0	49,0	40,0	65219
9,0 mm	0.3543		M10 X 1	10,0	103,0	61,0	49,0	40,0	65220
9,1 mm	0.3583			10,0	103,0	61,0	49,0	40,0	65221
23/64	0.3594	9.13		10,0	103,0	61,0	49,0	40,0	55179

continued on next page

Hi-PerCarb®

HI-PERCARB®
HIGH PERFORMANCE CARBIDE DRILLS

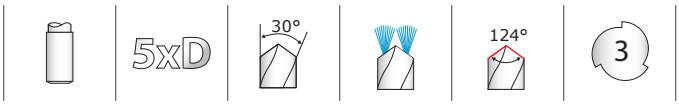

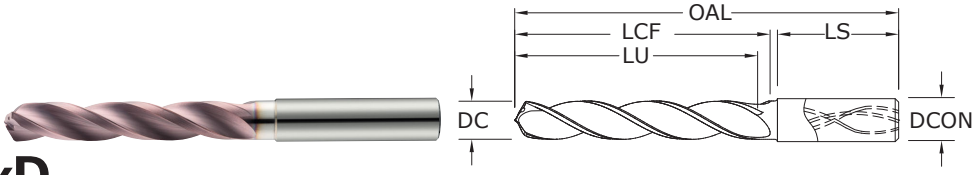

141K 5xD

FRACTIONAL & METRIC SERIES

- Triple margin design improves hole stability and size control while providing superior finish, roundness and cylindricity
- Self-stabilizing pyramid point design stabilizes the drill on contact with the workpiece
- Open flute structure efficiently transports chips while maintaining strength at high feed rates
- Sculpted gash allows chips to easily flow away from the drill center
- Recommended for materials ≤ 400 Bhn (≤ 43 HRc)

inch & mm									EDP NO.
CUTTING DIAMETER DC	DECIMAL EQUIV.	METRIC EQUIV.	TAP SIZE REFERENCE ONLY	SHANK DIAMETER DCON	OVERALL LENGTH OAL	FLUTE LENGTH LCF	CLEARED LENGTH LU	SHANK LENGTH LS	Ti-NAMITE-M (TM)
9,2 mm	0.3622		M10 X 0,75	10,0	103,0	61,0	49,0	40,0	65222
9,3 mm	0.3661			10,0	103,0	61,0	49,0	40,0	65223
U	0.3680	9.35	7/16-14	10,0	103,0	61,0	49,0	40,0	55180
9,4 mm	0.3701			10,0	103,0	61,0	49,0	40,0	65224
9,5 mm	0.3740		M11 / M10 X 0,5	10,0	103,0	61,0	49,0	40,0	65225
3/8	0.3750	9.53		10,0	103,0	61,0	49,0	40,0	55181
9,6 mm	0.3780			10,0	103,0	61,0	49,0	40,0	65226
9,7 mm	0.3819			10,0	103,0	61,0	49,0	40,0	65227
9,8 mm	0.3858			10,0	103,0	61,0	49,0	40,0	65228
9,9 mm	0.3898			10,0	103,0	61,0	49,0	40,0	65229
25/64	0.3906	9.92	7/16-20	10,0	103,0	61,0	49,0	40,0	55182
10,0 mm	0.3937			10,0	103,0	61,0	49,0	40,0	65230
10,1 mm	0.3976			12,0	118,0	71,0	56,0	45,0	65231
10,2 mm	0.4016		M12 X 1,75	12,0	118,0	71,0	56,0	45,0	65232
10,3 mm	0.4055			12,0	118,0	71,0	56,0	45,0	65233
13/32	0.4062	10.32		12,0	118,0	71,0	56,0	45,0	55183
10,4 mm	0.4094			12,0	118,0	71,0	56,0	45,0	65234
10,5 mm	0.4134		M12 X 1,5	12,0	118,0	71,0	56,0	45,0	65235
10,6 mm	0.4173			12,0	118,0	71,0	56,0	45,0	65236
10,7 mm	0.4213			12,0	118,0	71,0	56,0	45,0	65237
27/64	0.4219	10.72	1/2-13	12,0	118,0	71,0	56,0	45,0	55184
10,8 mm	0.4252		M12 X 1,25	12,0	118,0	71,0	56,0	45,0	65238
10,9 mm	0.4291			12,0	118,0	71,0	56,0	45,0	65239
11,0 mm	0.4331		M12 X 1	12,0	118,0	71,0	56,0	45,0	65240
11,1 mm	0.4370			12,0	118,0	71,0	56,0	45,0	65241
7/16	0.4375	11.11	1/4-18NPT	12,0	118,0	71,0	56,0	45,0	55185
11,2 mm	0.4409			12,0	118,0	71,0	56,0	45,0	65242
11,3 mm	0.4449			12,0	118,0	71,0	56,0	45,0	65243
11,4 mm	0.4488			12,0	118,0	71,0	56,0	45,0	65244
11,5 mm	0.4528		M12 X 0,5	12,0	118,0	71,0	56,0	45,0	65245
11,6 mm	0.4567			12,0	118,0	71,0	56,0	45,0	65246
11,7 mm	0.4606			12,0	118,0	71,0	56,0	45,0	65247
11,8 mm	0.4646			12,0	118,0	71,0	56,0	45,0	65248
11,9 mm	0.4685			12,0	118,0	71,0	56,0	45,0	65249
15/32	0.4688	11.91	1/2-28	12,0	118,0	71,0	56,0	45,0	55186
12,0 mm	0.4724		M14 X 2	12,0	118,0	71,0	56,0	45,0	65250

continued on next page

TOLERANCES (inch)

≤.1181 DIAMETER
DC = +.00008/+.00047
DCON = h_6

>.1181–.2362 DIAMETER
DC = +.00016/+.00063
DCON = h_6

>.2362–.3937 DIAMETER
DC = +.00024/+.00083
DCON = h_6

>.3937–.7087 DIAMETER
DC = +.00028/+.00098
DCON = h_6

>.7087–1.1811 DIAMETER
DC = +.00031/+.00114
DCON = h_6

TOLERANCES (mm)

≤3 DIAMETER
DC = +0,002/+0,012
DCON = h_6

>3–6 DIAMETER
DC = +0,004/+0,016
DCON = h_6

>6–10 DIAMETER
DC = +0,006/+0,021
DCON = h_6

>10–18 DIAMETER
DC = +0,007/+0,025
DCON = h_6

CAST IRON

For patent information visit www.ksptpatents.com

HI-PER CARB®
HIGH PERFORMANCE CARBIDE DRILLS

141K 5xD

FRACTIONAL & METRIC SERIES

CONTINUED

inch & mm									EDP NO.
CUTTING DIAMETER DC	DECIMAL EQUIV.	METRIC EQUIV.	TAP SIZE REFERENCE ONLY	SHANK DIAMETER DCON	OVERALL LENGTH OAL	FLUTE LENGTH LCF	CLEARED LENGTH LU	SHANK LENGTH LS	Ti-NAMITE-M (TM)
31/64	0.4844	12.30	9/16-12	14,0	124,0	77,0	60,0	45,0	55187
12,5 mm	0.4921		M14 X 1,5	14,0	124,0	77,0	60,0	45,0	65251
1/2	0.5000	12.70		14,0	124,0	77,0	60,0	45,0	55188
12,8 mm	0.5039		M14 X 1,25	14,0	124,0	77,0	60,0	45,0	65252
13,0 mm	0.5118		M14 X 1	14,0	124,0	77,0	60,0	45,0	65253
33/64	0.5156	13.10	9/16-18	14,0	124,0	77,0	60,0	45,0	55189
13,5 mm	0.5315		5/8-11	14,0	124,0	77,0	60,0	45,0	65254
13,8 mm	0.5433			14,0	124,0	77,0	60,0	45,0	65255
14,0 mm	0.5512		M16 X 2	14,0	124,0	77,0	60,0	45,0	65256
9/16	0.5625	14.29		16,0	133,0	83,0	63,0	48,0	55190
14,5 mm	0.5709		M16 X 1,5	16,0	133,0	83,0	63,0	48,0	65257
37/64	0.5781	14.68	5/8-18	16,0	133,0	83,0	63,0	48,0	55191
14,8 mm	0.5827			16,0	133,0	83,0	63,0	48,0	65258
15,0 mm	0.5906		M16 X 1	16,0	133,0	83,0	63,0	48,0	65259
15,5 mm	0.6102		M18 X 2,5	16,0	133,0	83,0	63,0	48,0	65260
15,8 mm	0.6220			16,0	133,0	83,0	63,0	48,0	65261
5/8	0.6250	15.88	11/16-16	16,0	133,0	83,0	63,0	48,0	55192
16,0 mm	0.6299			16,0	133,0	83,0	63,0	48,0	65262
21/32	0.6562	16.67	3/4-10	18,0	143,0	93,0	71,0	48,0	55193
11/16	0.6875	17.46	3/4-16	18,0	143,0	93,0	71,0	48,0	55194
3/4	0.7500	19.05	13/16-16	20,0	153,0	101,0	77,0	50,0	55195

Hi-PerCarb®

	Series 141K 5D Fractional	Hardness	Vc (sfm)		DC • in 1/8	3/16	1/4	3/8	1/2	5/8	3/4
K	GRAY CAST IRON FERRITIC ASTM A48: CLASS 20 SAE J431C: GRADE 1800	≤ 150 Bhn or ≤ 80 HRb	450	RPM	13752	9168	6876	4584	3438	2750	2292
			(360-540)	Fr	0.0049	0.0074	0.0099	0.0148	0.0198	0.0247	0.0297
				Feed (ipm)	68	68	68	68	68	68	68
	GRAY CAST IRON PEARLITIC ASTM A48: CLASS 30, 35, 40 SAE J431C: GRADE 3000	≤ 220 Bhn or ≤ 19 HRc	375	RPM	11460	7640	5730	3820	2865	2292	1910
			(300-450)	Fr	0.0039	0.0059	0.0079	0.0118	0.0157	0.0196	0.0236
				Feed (ipm)	45	45	45	45	45	45	45
	COMPACTED GRAPHITE IRON	≤ 250 Bhn or ≤ 25 HRc	325	RPM	9932	6621	4966	3311	2483	1986	1655
			(260-390)	Fr	0.0039	0.0059	0.0079	0.0118	0.0157	0.0196	0.0236
				Feed (ipm)	39	39	39	39	39	39	39
	MALLEABLE CAST IRON FERRITIC ASTM A220: GRADE 40010 SAE J158: GRADE M4504	≤ 160 Bhn or ≤ 3 HRc	450	RPM	13752	9168	6876	4584	3438	2750	2292
			(360-540)	Fr	0.0049	0.0074	0.0099	0.0148	0.0198	0.0247	0.0297
				Feed (ipm)	68	68	68	68	68	68	68
	MALLEABLE CAST IRON MARTENSITE ASTM A220: GRADE 90001 SAE J158: GRADE M8501	≤ 320 Bhn or ≤ 34 HRc	250	RPM	7640	5093	3820	2547	1910	1528	1273
			(200-300)	Fr	0.0031	0.0047	0.0063	0.0094	0.0126	0.0157	0.0188
				Feed (ipm)	24	24	24	24	24	24	24

Bhn (Brinell) HRc (Rockwell C) HRb (Rockwell B)
rpm = Vc x 3.82 / DC
ipm = Fr x rpm
reduce speed and feed for materials harder than listed
refer to the SGS Tool Wizard® for complete technical information (www.kyocera-sgstool.com)

	Series 141K 5D Metric	Hardness	Vc (m/min)		DC • mm 3	6	8	10	12	14	16
K	GRAY CAST IRON FERRITIC ASTM A48: CLASS 20 SAE J431C: GRADE 1800	≤ 150 Bhn or ≤ 80 HRb	137	RPM	14541	7271	5453	4362	3635	3116	2726
			(110-165)	Fr	0.119	0.237	0.316	0.395	0.475	0.554	0.633
				Feed (mm/min)	1725	1725	1725	1725	1725	1725	1725
	GRAY CAST IRON PEARLITIC ASTM A48: CLASS 30, 35, 40 SAE J431C: GRADE 3000	≤ 220 Bhn or ≤ 19 HRc	114	RPM	12118	6059	4544	3635	3029	2597	2272
			(91-137)	Fr	0.094	0.189	0.252	0.315	0.378	0.441	0.504
				Feed (mm/min)	1145	1145	1145	1145	1145	1145	1145
	COMPACTED GRAPHITE IRON	≤ 250 Bhn or ≤ 25 HRc	99	RPM	10502	5251	3938	3151	2626	2250	1969
			(79-119)	Fr	0.094	0.189	0.251	0.314	0.377	0.440	0.503
				Feed (mm/min)	990	990	990	990	990	990	990
	MALLEABLE CAST IRON FERRITIC ASTM A220: GRADE 40010 SAE J158: GRADE M4504	≤ 160 Bhn or ≤ 3 HRc	137	RPM	14541	7271	5453	4362	3635	3116	2726
			(110-165)	Fr	0.119	0.237	0.316	0.395	0.475	0.554	0.633
				Feed (mm/min)	1725	1725	1725	1725	1725	1725	1725
	MALLEABLE CAST IRON MARTENSITE ASTM A220: GRADE 90001 SAE J158: GRADE M8501	≤ 320 Bhn or ≤ 34 HRc	76	RPM	8078	4039	3029	2424	2020	1731	1515
			(61-91)	Fr	0.076	0.151	0.201	0.252	0.302	0.352	0.403
				Feed (mm/min)	610	610	610	610	610	610	610

(Brinell) HRc (Rockwell C) HRb (Rockwell B)
rpm = (Vc x 1000) / (DC x 3.14)
mm/min = Fr x rpm
reduce speed and feed for materials harder than listed
refer to the SGS Tool Wizard® for complete technical information (www.kyocera-sgstool.com)

ICe-Carb®

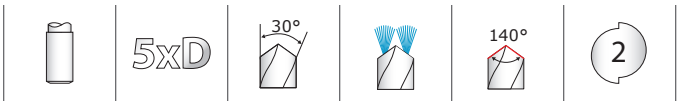

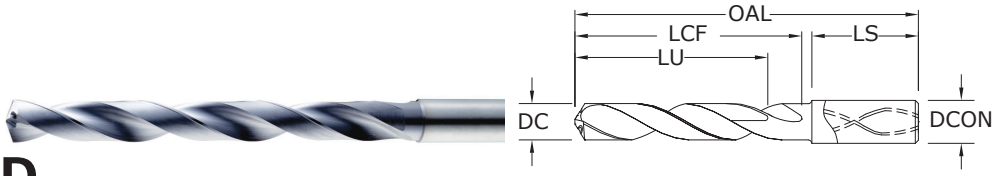

140 5xD

FRACTIONAL & METRIC SERIES

- Coolant through design promotes controlled and consistent operating temperatures improving coolant flow to the cut while maintaining strength
- Split point geometry for improved drill penetration and accuracy
- Controlled edge honing for longevity
- Negative corner position strengthens and protects
- Recommended for materials ≤ 60 HRc (≤ 654 Bhn)

inch & mm									EDP NO.
CUTTING DIAMETER DC	DECIMAL EQUIV.	METRIC EQUIV.	TAP SIZE REFERENCE ONLY	SHANK DIAMETER DCON	OVERALL LENGTH OAL	FLUTE LENGTH LCF	CLEARED LENGTH LU	SHANK LENGTH LS	Ti-NAMITE-A (AlTiN)
3,0 mm	0.1181			6,0	66,0	28,0	23,0	36,0	63901
3,1 mm	0.1220			6,0	66,0	28,0	23,0	36,0	63902
1/8	0.1250	3.18		6,0	66,0	28,0	23,0	36,0	51901
3,2 mm	0.1260		M3,5 X 0,35	6,0	66,0	28,0	23,0	36,0	63903
3,3 mm	0.1299		M4 X 0,7	6,0	66,0	28,0	23,0	36,0	63904
3,4 mm	0.1339			6,0	66,0	28,0	23,0	36,0	63905
#29	0.1360	3.45	8-32,8-36	6,0	66,0	28,0	23,0	36,0	51902
3,5 mm	0.1378		M4 X 0,5	6,0	66,0	28,0	23,0	36,0	63906
9/64	0.1406	3.57		6,0	66,0	28,0	23,0	36,0	51903
3,6 mm	0.1417		M4 X 0,35	6,0	66,0	28,0	23,0	36,0	63907
3,7 mm	0.1457		M4,5 X 0,75	6,0	66,0	28,0	23,0	36,0	63908
3,8 mm	0.1496		10-24	6,0	74,0	36,0	29,0	36,0	51904
3,9 mm	0.1535			6,0	74,0	36,0	29,0	36,0	63909
5/32	0.1562	3.97		6,0	74,0	36,0	29,0	36,0	51905
4,0 mm	0.1575		M4,5 X 0,5	6,0	74,0	36,0	29,0	36,0	63910
#21	0.1590	4.04	10-32	6,0	74,0	36,0	29,0	36,0	51906
4,1 mm	0.1614			6,0	74,0	36,0	29,0	36,0	63911
4,2 mm	0.1654		M5 / M5 x 0,75	6,0	74,0	36,0	29,0	36,0	63912
4,3 mm	0.1693			6,0	74,0	36,0	29,0	36,0	63913
11/64	0.1719	4.37		6,0	74,0	36,0	29,0	36,0	51907
4,4 mm	0.1732		12-24	6,0	74,0	36,0	29,0	36,0	63914
4,5 mm	0.1772		M5 X 0,5	6,0	74,0	36,0	29,0	36,0	63915
4,6 mm	0.1811		12-28	6,0	74,0	36,0	29,0	36,0	63916
4,7 mm	0.1850		12-32	6,0	74,0	36,0	29,0	36,0	63917
3/16	0.1875	4.76		6,0	82,0	44,0	35,0	36,0	51908
4,8 mm	0.1890		7/32-32	6,0	82,0	44,0	35,0	36,0	63918
4,9 mm	0.1929			6,0	82,0	44,0	35,0	36,0	63919
5,0 mm	0.1969		M6 X 1	6,0	82,0	44,0	35,0	36,0	63920
5,1 mm	0.2008		1/4-20	6,0	82,0	44,0	35,0	36,0	63900
13/64	0.2031	5.16		6,0	82,0	44,0	35,0	36,0	51910
5,2 mm	0.2047		M6 X 0,75	6,0	82,0	44,0	35,0	36,0	63921
5,3 mm	0.2087			6,0	82,0	44,0	35,0	36,0	63922
5,4 mm	0.2126			6,0	82,0	44,0	35,0	36,0	63998
5,5 mm	0.2165		M6 X 0,5	6,0	82,0	44,0	35,0	36,0	63923

continued on next page

TOLERANCES (inch)

≤.1181 DIAMETER
DC = +.00008/+.00047
DCON = h_6

>.1181–.2362 DIAMETER
DC = +.00016/+.00063
DCON = h_6

>.2362–.3937 DIAMETER
DC = +.00024/+.00083
DCON = h_6

>.3937–.7087 DIAMETER
DC = +.00028/+.00098
DCON = h_6

>.7087–1.1811 DIAMETER
DC = +.00031/+.00114
DCON = h_6

TOLERANCES (mm)

≤3 DIAMETER
DC = +0,002/+0,012
DCON = h_6

>3–6 DIAMETER
DC = +0,004/+0,016
DCON = h_6

>6–10 DIAMETER
DC = +0,006/+0,021
DCON = h_6

>10–18 DIAMETER
DC = +0,007/+0,025
DCON = h_6

- STEELS
- STAINLESS STEELS
- CAST IRON
- HIGH TEMP ALLOYS
- TITANIUM
- NON-FERROUS
- HARDENED STEELS

For patent information visit www.ksptpatents.com

140 5xD

FRACTIONAL & METRIC SERIES

CONTINUED

inch & mm									EDP NO.
CUTTING DIAMETER DC	DECIMAL EQUIV.	METRIC EQUIV.	TAP SIZE REFERENCE ONLY	SHANK DIAMETER DCON	OVERALL LENGTH OAL	FLUTE LENGTH LCF	CLEARED LENGTH LU	SHANK LENGTH LS	Ti-NAMITE-A (AlTiN)
7/32	0.2188	5.56	1/4-32	6,0	82,0	44,0	35,0	36,0	51912
5,6 mm	0.2205			6,0	82,0	44,0	35,0	36,0	63924
5,7 mm	0.2244			6,0	82,0	44,0	35,0	36,0	63925
5,8 mm	0.2283			6,0	82,0	44,0	35,0	36,0	63926
5,9 mm	0.2323			6,0	82,0	44,0	35,0	36,0	63927
15/64	0.2344	5.95		6,0	82,0	44,0	35,0	36,0	51913
6,0 mm	0.2362		M7 X 1	6,0	82,0	44,0	35,0	36,0	63928
6,1 mm	0.2402			8,0	91,0	53,0	43,0	36,0	63929
6,2 mm	0.2441		M7 X 0,75	8,0	91,0	53,0	43,0	36,0	63930
6,3 mm	0.2480			8,0	91,0	53,0	43,0	36,0	63931
1/4	0.2500	6.35		8,0	91,0	53,0	43,0	36,0	51914
6,4 mm	0.2520			8,0	91,0	53,0	43,0	36,0	63932
6,5 mm	0.2559			8,0	91,0	53,0	43,0	36,0	63933
F	0.2570	6.53	5/16-18	8,0	91,0	53,0	43,0	36,0	51915
6,6 mm	0.2598			8,0	91,0	53,0	43,0	36,0	63934
6,7 mm	0.2638			8,0	91,0	53,0	43,0	36,0	63935
17/64	0.2656	6.75	5/16-20	8,0	91,0	53,0	43,0	36,0	51916
6,8 mm	0.2677		M8 X 1,25	8,0	91,0	53,0	43,0	36,0	63936
6,9 mm	0.2717		5/16-24	8,0	91,0	53,0	43,0	36,0	63999
7,0 mm	0.2756		M8 X 1	8,0	91,0	53,0	43,0	36,0	63937
7,1 mm	0.2795			8,0	91,0	53,0	43,0	36,0	63938
9/32	0.2812	7.14	5/16-32	8,0	91,0	53,0	43,0	36,0	51918
7,2 mm	0.2835		M8 X 0,75	8,0	91,0	53,0	43,0	36,0	63939
7,3 mm	0.2874			8,0	91,0	53,0	43,0	36,0	63940
7,4 mm	0.2913			8,0	91,0	53,0	43,0	36,0	63941
7,5 mm	0.2953		M8 X 0,5	8,0	91,0	53,0	43,0	36,0	63942
19/64	0.2969	7.54		8,0	91,0	53,0	43,0	36,0	51919
7,6 mm	0.2992			8,0	91,0	53,0	43,0	36,0	63943
7,7 mm	0.3031			8,0	91,0	53,0	43,0	36,0	63944
7,8 mm	0.3071		M9 X 1,25	8,0	91,0	53,0	43,0	36,0	63945
7,9 mm	0.3110			8,0	91,0	53,0	43,0	36,0	63946
5/16	0.3125	7.94	3/8-16	8,0	91,0	53,0	43,0	36,0	51920
8,0 mm	0.3150		M9 X 1	8,0	91,0	53,0	43,0	36,0	63947
8,1 mm	0.3189			10,0	103,0	61,0	49,0	40,0	63948
8,2 mm	0.3228			10,0	103,0	61,0	49,0	40,0	63949
8,3 mm	0.3268			10,0	103,0	61,0	49,0	40,0	63950
21/64	0.3281	8.33	3/8-20	10,0	103,0	61,0	49,0	40,0	51921
8,4 mm	0.3307			10,0	103,0	61,0	49,0	40,0	63951
Q	0.3320	8.43	3/8-24	10,0	103,0	61,0	49,0	40,0	51922
8,5 mm	0.3346		M10 X 1,5	10,0	103,0	61,0	49,0	40,0	63952
8,6 mm	0.3386			10,0	103,0	61,0	49,0	40,0	63953
8,7 mm	0.3425			10,0	103,0	61,0	49,0	40,0	63954

continued on next page

ICe-Carb®

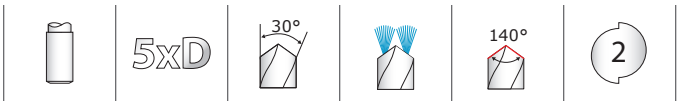

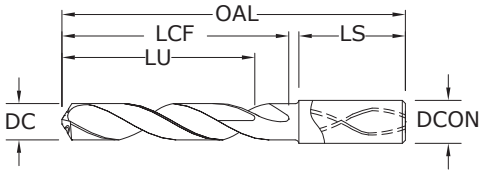

140 5xD

FRACTIONAL & METRIC SERIES

- Coolant through design promotes controlled and consistent operating temperatures improving coolant flow to the cut while maintaining strength
- Split point geometry for improved drill penetration and accuracy
- Controlled edge honing for longevity
- Negative corner position strengthens and protects
- Recommended for materials ≤ 60 HRc (≤ 654 Bhn)

inch & mm									EDP NO.
CUTTING DIAMETER DC	DECIMAL EQUIV.	METRIC EQUIV.	TAP SIZE REFERENCE ONLY	SHANK DIAMETER DCON	OVERALL LENGTH OAL	FLUTE LENGTH LCF	CLEARED LENGTH LU	SHANK LENGTH LS	Ti-NAMITE-A (AlTiN)
11/32	0.3438	8.73	3/8-32	10,0	103,0	61,0	49,0	40,0	51923
8,8 mm	0.3465		M10 X 1,25	10,0	103,0	61,0	49,0	40,0	63955
8,9 mm	0.3504			10,0	103,0	61,0	49,0	40,0	63956
9,0 mm	0.3543		M10 X 1	10,0	103,0	61,0	49,0	40,0	63957
9,1 mm	0.3583			10,0	103,0	61,0	49,0	40,0	63958
23/64	0.3594	9.13		10,0	103,0	61,0	49,0	40,0	51924
9,2 mm	0.3622		M10 X 0,75	10,0	103,0	61,0	49,0	40,0	63959
9,3 mm	0.3661			10,0	103,0	61,0	49,0	40,0	63960
U	0.3680	9.35	7/16-14	10,0	103,0	61,0	49,0	40,0	51925
9,4 mm	0.3701			10,0	103,0	61,0	49,0	40,0	63961
9,5 mm	0.3740		M11 / M10 X 0,5	10,0	103,0	61,0	49,0	40,0	63962
3/8	0.3750	9.53		10,0	103,0	61,0	49,0	40,0	51926
9,6 mm	0.3780			10,0	103,0	61,0	49,0	40,0	63963
9,7 mm	0.3819			10,0	103,0	61,0	49,0	40,0	63964
9,8 mm	0.3858			10,0	103,0	61,0	49,0	40,0	63965
9,9 mm	0.3898			10,0	103,0	61,0	49,0	40,0	63966
25/64	0.3906	9.92	7/16-20	10,0	103,0	61,0	49,0	40,0	51927
10,0 mm	0.3937			10,0	103,0	61,0	49,0	40,0	63967
10,1 mm	0.3976			12,0	118,0	71,0	56,0	45,0	63968
10,2 mm	0.4016		M12 X 1,75	12,0	118,0	71,0	56,0	45,0	63969
10,3 mm	0.4055			12,0	118,0	71,0	56,0	45,0	63970
13/32	0.4062	10.32		12,0	118,0	71,0	56,0	45,0	51928
10,4 mm	0.4094			12,0	118,0	71,0	56,0	45,0	63971
10,5 mm	0.4134		M12 X 1,5	12,0	118,0	71,0	56,0	45,0	63972
10,6 mm	0.4173			12,0	118,0	71,0	56,0	45,0	63973
10,7 mm	0.4213			12,0	118,0	71,0	56,0	45,0	63974
27/64	0.4219	10.72	1/2-13	12,0	118,0	71,0	56,0	45,0	51929
10,8 mm	0.4252		M12 X 1,25	12,0	118,0	71,0	56,0	45,0	63975
10,9 mm	0.4291			12,0	118,0	71,0	56,0	45,0	63976
11,0 mm	0.4331		M12 X 1	12,0	118,0	71,0	56,0	45,0	63977
11,1 mm	0.4370			12,0	118,0	71,0	56,0	45,0	63978
7/16	0.4375	11.11	1/4-18NPT	12,0	118,0	71,0	56,0	45,0	51930
11,2 mm	0.4409			12,0	118,0	71,0	56,0	45,0	63979
11,3 mm	0.4449			12,0	118,0	71,0	56,0	45,0	63980

continued on next page

TOLERANCES (inch)

≤.1181 DIAMETER
DC = +.00008/+.00047
DCON = h_6

>.1181–.2362 DIAMETER
DC = +.00016/+.00063
DCON = h_6

>.2362–.3937 DIAMETER
DC = +.00024/+.00083
DCON = h_6

>.3937–.7087 DIAMETER
DC = +.00028/+.00098
DCON = h_6

>.7087–1.1811 DIAMETER
DC = +.00031/+.00114
DCON = h_6

TOLERANCES (mm)

≤3 DIAMETER
DC = +0,002/+0,012
DCON = h_6

>3–6 DIAMETER
DC = +0,004/+0,016
DCON = h_6

>6–10 DIAMETER
DC = +0,006/+0,021
DCON = h_6

>10–18 DIAMETER
DC = +0,007/+0,025
DCON = h_6

- STEELS
- STAINLESS STEELS
- CAST IRON
- HIGH TEMP ALLOYS
- TITANIUM
- NON-FERROUS
- HARDENED STEELS

For patent information visit www.ksptpatents.com

140 5xD

FRACTIONAL & METRIC SERIES

CONTINUED

inch & mm									EDP NO.
CUTTING DIAMETER DC	DECIMAL EQUIV.	METRIC EQUIV.	TAP SIZE REFERENCE ONLY	SHANK DIAMETER DCON	OVERALL LENGTH OAL	FLUTE LENGTH LCF	CLEARED LENGTH LU	SHANK LENGTH LS	Ti-NAMITE-A (AlTiN)
11,4 mm	0.4488			12,0	118,0	71,0	56,0	45,0	63981
11,5 mm	0.4528		M12 X 0,5	12,0	118,0	71,0	56,0	45,0	64000
11,6 mm	0.4567			12,0	118,0	71,0	56,0	45,0	63982
11,7 mm	0.4606			12,0	118,0	71,0	56,0	45,0	63983
11,8 mm	0.4646			12,0	118,0	71,0	56,0	45,0	63984
11,9 mm	0.4685			12,0	118,0	71,0	56,0	45,0	63985
15/32	0.4688	11.91	1/2-28	12,0	118,0	71,0	56,0	45,0	51932
12,0 mm	0.4724		M14 X 2	12,0	118,0	71,0	56,0	45,0	63986
31/64	0.4844	12.30	9/16-12	14,0	124,0	77,0	60,0	45,0	51933
12,5 mm	0.4921		M14 X 1,5	14,0	124,0	77,0	60,0	45,0	63987
1/2	0.5000	12.70		14,0	124,0	77,0	60,0	45,0	51934
12,8 mm	0.5039		M14 X 1,25	14,0	124,0	77,0	60,0	45,0	63988
13,0 mm	0.5118		M14 X 1	14,0	124,0	77,0	60,0	45,0	63989
33/64	0.5156	13.10	9/16-18	14,0	124,0	77,0	60,0	45,0	51935
13,5 mm	0.5315		5/8-11	14,0	124,0	77,0	60,0	45,0	64001
13,8 mm	0.5433			14,0	124,0	77,0	60,0	45,0	63990
14,0 mm	0.5512		M16 X 2	14,0	124,0	77,0	60,0	45,0	63991
9/16	0.5625	14.29		16,0	133,0	83,0	63,0	48,0	51937
14,5 mm	0.5709		M16 X 1,5	16,0	133,0	83,0	63,0	48,0	63992
37/64	0.5781	14.68	5/8-18	16,0	133,0	83,0	63,0	48,0	51938
14,8 mm	0.5827			16,0	133,0	83,0	63,0	48,0	63993
15,0 mm	0.5906		M16 X 1	16,0	133,0	83,0	63,0	48,0	63994
15,5 mm	0.6102		M18 X 2,5	16,0	133,0	83,0	63,0	48,0	63995
15,8 mm	0.6220			16,0	133,0	83,0	63,0	48,0	63996
5/8	0.6250	15.88	11/16-16	16,0	133,0	83,0	63,0	48,0	51939
16,0 mm	0.6299			16,0	133,0	83,0	63,0	48,0	63997
21/32	0.6562	16.67	3/4-10	18,0	143,0	93,0	71,0	48,0	51940
11/16	0.6875	17.46	3/4-16	18,0	143,0	93,0	71,0	48,0	51941
3/4	0.7500	19.05	13/16-16	20,0	153,0	101,0	77,0	50,0	51942

ICe-Carb®

	Series 140 5D Fractional	Hardness	Vc (sfm)		DC • in 1/8	3/16	1/4	3/8	1/2	5/8	3/4
P	CARBON STEELS 1018, 1040, 1080, 1090, 10L50, 1140, 1212, 12L15, 1525, 1536	≤ 175 Bhn or ≤ 7 HRc	425	RPM	12988	8659	6494	4329	3247	2598	2165
			(340-510)	Fr	0.0039	0.0059	0.0079	0.0118	0.0157	0.0196	0.0236
				Feed (ipm)	51.0	51.0	51.0	51.0	51.0	51.0	51.0
		≤ 275 Bhn or ≤ 28 HRc	380	RPM	11613	7742	5806	3871	2903	2323	1935
			(304-456)	Fr	0.0035	0.0053	0.0071	0.0106	0.0141	0.0177	0.0212
				Feed (ipm)	41.0	41.0	41.0	41.0	41.0	41.0	41.0
		≤ 425 Bhn or ≤ 45 HRc	220	RPM	6723	4482	3362	2241	1681	1345	1121
			(176-264)	Fr	0.0030	0.0045	0.0059	0.0089	0.0119	0.0149	0.0178
				Feed (ipm)	20.0	20.0	20.0	20.0	20.0	20.0	20.0
	ALLOY STEELS 4140, 4150, 4320, 5120, 5150, 8630, 86L20, 50100	≤ 275 Bhn or ≤ 28 HRc	330	RPM	10085	6723	5042	3362	2521	2017	1681
			(264-396)	Fr	0.0030	0.0045	0.0059	0.0089	0.0119	0.0149	0.0178
				Feed (ipm)	30.0	30.0	30.0	30.0	30.0	30.0	30.0
		≤ 375 Bhn or ≤ 40 HRc	200	RPM	6112	4075	3056	2037	1528	1222	1019
			(160-240)	Fr	0.0025	0.0038	0.0051	0.0076	0.0101	0.0127	0.0152
				Feed (ipm)	15.5	15.5	15.5	15.5	15.5	15.5	15.5
		≤ 450 Bhn or ≤ 48 HRc	140	RPM	4278	2852	2139	1426	1070	856	713
			(112-168)	Fr	0.0018	0.0027	0.0036	0.0054	0.0072	0.0090	0.0108
				Feed (ipm)	7.7	7.7	7.7	7.7	7.7	7.7	7.7
M	STAINLESS STEELS (FREE MACHINING) 303, 416, 420F, 430F, 440F	≤ 185 Bhn or ≤ 9 HRc	305	RPM	9321	6214	4660	3107	2330	1864	1553
			(244-366)	Fr	0.0026	0.0039	0.0051	0.0077	0.0103	0.0129	0.0154
				Feed (ipm)	24.0	24.0	24.0	24.0	24.0	24.0	24.0
		≤ 275 Bhn or ≤ 28 HRc	195	RPM	5959	3973	2980	1986	1490	1192	993
			(156-234)	Fr	0.0020	0.0030	0.0040	0.0060	0.0081	0.0101	0.0121
				Feed (ipm)	12.0	12.0	12.0	12.0	12.0	12.0	12.0
	STAINLESS STEELS (DIFFICULT) 304, 316, 321, 13-8 PH, 15-5PH, 17-4 PH, Custom 450	≤ 275 Bhn or ≤ 28 HRc	150	RPM	4584	3056	2292	1528	1146	917	764
			(120-180)	Fr	0.0020	0.0030	0.0040	0.0060	0.0079	0.0099	0.0119
				Feed (ipm)	9.1	9.1	9.1	9.1	9.1	9.1	9.1
		≤ 375 Bhn or ≤ 40 HRc	110	RPM	3362	2241	1681	1121	840	672	560
			(88-132)	Fr	0.0018	0.0027	0.0036	0.0054	0.0071	0.0089	0.0107
				Feed (ipm)	6.0	6.0	6.0	6.0	6.0	6.0	6.0
K	CAST IRONS Gray, Malleable, Ductile	≤ 220 Bhn or ≤ 19 HRc	360	RPM	11002	7334	5501	3667	2750	2200	1834
			(288-432)	Fr	0.0045	0.0068	0.0091	0.0136	0.0182	0.0227	0.0273
				Feed (ipm)	50.0	50.0	50.0	50.0	50.0	50.0	50.0
		≤ 260 Bhn or ≤ 26 HRc	335	RPM	10238	6825	5119	3413	2559	2048	1706
			(268-402)	Fr	0.0045	0.0068	0.0091	0.0136	0.0182	0.0227	0.0273
				Feed (ipm)	46.5	46.5	46.5	46.5	46.5	46.5	46.5

continued on next page

ICe-Carb®

	Series 140 5D Fractional	Hardness	Vc (sfm)		DC • in 1/8	3/16	1/4	3/8	1/2	5/8	3/4
N	ALUMINUM ALLOYS 2017, 2024, 356, 6061, 7075	≤ 80 Bhn or ≤ 47 HRb	770	RPM	23531	15687	11766	7844	5883	4706	3922
			(616-924)	Fr	0.0049	0.0073	0.0098	0.0147	0.0195	0.0244	0.0293
				Feed (ipm)	115.0	115.0	115.0	115.0	115.0	115.0	115.0
		≤ 150 Bhn or ≤ 7 HRc	660	RPM	20170	13446	10085	6723	5042	4034	3362
			(528-792)	Fr	0.0050	0.0074	0.0099	0.0149	0.0198	0.0248	0.0297
				Feed (ipm)	100.0	100.0	100.0	100.0	100.0	100.0	100.0
	COPPER ALLOYS Alum Bronze, C110, Muntz Brass	≤ 140 Bhn or ≤ 3 HRc	550	RPM	16808	11205	8404	5603	4202	3362	2801
			(440-660)	Fr	0.0020	0.0030	0.0040	0.0060	0.0080	0.0100	0.0120
				Feed (ipm)	33.5	33.5	33.5	33.5	33.5	33.5	33.5
		≤ 200 Bhn or ≤ 23 HRc	440	RPM	13446	8964	6723	4482	3362	2689	2241
			(352-528)	Fr	0.0020	0.0030	0.0040	0.0060	0.0080	0.0100	0.0120
				Feed (ipm)	27.0	27.0	27.0	27.0	27.0	27.0	27.0
S	SUPER ALLOYS (NICKEL , COBALT, IRON BASE) Inconel 601, 617, 625, Incoloy, Monel 400, Rene, Waspaloy	≤ 300 Bhn or ≤ 32 HRc	95	RPM	2903	1935	1452	968	726	581	484
			(76-114)	Fr	0.0008	0.0012	0.0016	0.0024	0.0032	0.0040	0.0048
				Feed (ipm)	2.3	2.3	2.3	2.3	2.3	2.3	2.3
		≤ 400 Bhn or ≤ 43 HRc	50	RPM	1528	1019	764	509	382	306	255
			(40-60)	Fr	0.0007	0.0010	0.0013	0.0020	0.0026	0.0033	0.0039
				Feed (ipm)	1.0	1.0	1.0	1.0	1.0	1.0	1.0
	TITANIUM ALLOYS Pure Titanium, Ti6Al4V, Ti6Al2Sn4Zr2Mo, Ti4Al4Mo2Sn0.5Si, Ti-6Al4V	≤ 275 Bhn or ≤ 28 HRc	215	RPM	6570	4380	3285	2190	1643	1314	1095
			(172-258)	Fr	0.0018	0.0026	0.0035	0.0053	0.0070	0.0088	0.0105
				Feed (ipm)	11.5	11.5	11.5	11.5	11.5	11.5	11.5
		≤ 350 Bhn or ≤ 38 HRc	160	RPM	4890	3260	2445	1630	1222	978	815
			(128-192)	Fr	0.0016	0.0024	0.0032	0.0048	0.0064	0.0080	0.0096
				Feed (ipm)	7.8	7.8	7.8	7.8	7.8	7.8	7.8
		≤ 440 Bhn or ≤ 47 HRc	85	RPM	2598	1732	1299	866	649	520	433
			(68-102)	Fr	0.0012	0.0018	0.0024	0.0036	0.0048	0.0060	0.0072
				Feed (ipm)	3.1	3.1	3.1	3.1	3.1	3.1	3.1
H	TOOL STEELS A2, D2, H13, L2, M2, P20, S7, T15, W2	≤ 200 Bhn or ≤ 13 HRc	145	RPM	4431	2954	2216	1477	1108	886	739
			(116-174)	Fr	0.0026	0.0039	0.0052	0.0078	0.0104	0.0130	0.0156
				Feed (ipm)	11.5	11.5	11.5	11.5	11.5	11.5	11.5
		≤ 375 Bhn or ≤ 40 HRc	95	RPM	2903	1935	1452	968	726	581	484
			(76-114)	Fr	0.0012	0.0018	0.0024	0.0036	0.0048	0.0060	0.0072
				Feed (ipm)	3.5	3.5	3.5	3.5	3.5	3.5	3.5
		≤ 475 Bhn or ≤ 50 HRc	85	RPM	2598	1732	1299	866	649	520	433
			(68-102)	Fr	0.0008	0.0012	0.0015	0.0023	0.0031	0.0038	0.0046
				Feed (ipm)	2.0	2.0	2.0	2.0	2.0	2.0	2.0

Bhn (Brinell) HRc (Rockwell C) HRb (Rockwell B)
rpm = Vc x 3.82 / DC
ipm = Fr x rpm
reduce speed and feed for materials harder than listed
refer to the SGS Tool Wizard® for complete technical information (www.kyocera-sgstool.com)

ICe-Carb®

	Series 140M 5D Metric	Hardness	Vc (m/min)		DC • mm 3	6	8	10	12	14	16
P	CARBON STEELS 1018, 1040, 1080, 1090, 10L50, 1140, 1212, 12L15, 1525, 1536	≤ 175 Bhn or ≤ 7 HRc	130	RPM	13733	6867	5150	4120	3433	2943	2575
			(104-155)	Fr	0.095	0.189	0.252	0.316	0.379	0.442	0.505
				Feed (mm/min)	1300	1300	1300	1300	1300	1300	1300
		≤ 275 Bhn or ≤ 28 HRc	116	RPM	12279	6140	4605	3684	3070	2631	2302
			(93-139)	Fr	0.086	0.171	0.228	0.285	0.342	0.399	0.456
				Feed (mm/min)	1050	1050	1050	1050	1050	1050	1050
		≤ 425 Bhn or ≤ 45 HRc	67	RPM	7109	3555	2666	2133	1777	1523	1333
			(54-80)	Fr	0.071	0.142	0.189	0.237	0.284	0.332	0.379
				Feed (mm/min)	505	505	505	505	505	505	505
	ALLOY STEELS 4140, 4150, 4320, 5120, 5150, 8630, 86L20, 50100	≤ 275 Bhn or ≤ 28 HRc	101	RPM	10664	5332	3999	3199	2666	2285	1999
			(80-121)	Fr	0.071	0.143	0.190	0.238	0.285	0.333	0.380
				Feed (mm/min)	760	760	760	760	760	760	760
		≤ 375 Bhn or ≤ 40 HRc	61	RPM	6463	3231	2424	1939	1616	1385	1212
			(49-73)	Fr	0.062	0.124	0.165	0.206	0.248	0.289	0.330
				Feed (mm/min)	400	400	400	400	400	400	400
		≤ 450 Bhn or ≤ 48 HRc	43	RPM	4524	2262	1696	1357	1131	969	848
			(34-51)	Fr	0.043	0.086	0.115	0.144	0.172	0.201	0.230
				Feed (mm/min)	195	195	195	195	195	195	195
M	STAINLESS STEELS (FREE MACHINING) 303, 416, 420F, 430F, 440F	≤ 185 Bhn or ≤ 9 HRc	93	RPM	9856	4928	3696	2957	2464	2112	1848
			(74-112)	Fr	0.061	0.123	0.164	0.205	0.246	0.286	0.327
				Feed (mm/min)	605	605	605	605	605	605	605
		≤ 275 Bhn or ≤ 28 HRc	59	RPM	6301	3151	2363	1890	1575	1350	1181
			(48-71)	Fr	0.048	0.095	0.127	0.159	0.190	0.222	0.254
				Feed (mm/min)	300	300	300	300	300	300	300
	STAINLESS STEELS (DIFFICULT) 304, 316, 321, 13-8 PH, 15-5PH, 17-4 PH, Custom 450	≤ 275 Bhn or ≤ 28 HRc	46	RPM	4847	2424	1818	1454	1212	1039	909
			(37-55)	Fr	0.047	0.095	0.127	0.158	0.190	0.221	0.253
				Feed (mm/min)	230	230	230	230	230	230	230
		≤ 375 Bhn or ≤ 40 HRc	34	RPM	3555	1777	1333	1066	889	762	666
			(27-40)	Fr	0.042	0.084	0.113	0.141	0.169	0.197	0.225
				Feed (mm/min)	150	150	150	150	150	150	150
K	CAST IRONS Gray, Malleable, Ductile	≤ 220 Bhn or ≤ 19 HRc	110	RPM	11633	5816	4362	3490	2908	2493	2181
			(88-132)	Fr	0.109	0.218	0.291	0.364	0.437	0.509	0.582
				Feed (mm/min)	1270	1270	1270	1270	1270	1270	1270
		≤ 260 Bhn or ≤ 26 HRc	102	RPM	10825	5413	4059	3248	2706	2320	2030
			(82-123)	Fr	0.109	0.218	0.291	0.363	0.436	0.509	0.581
				Feed (mm/min)	1180	1180	1180	1180	1180	1180	1180
N	ALUMINUM ALLOYS 2017, 2024, 356, 6061, 7075	≤ 80 Bhn or ≤ 47 HRb	235	RPM	24882	12441	9331	7465	6220	5332	4665
			(188-282)	Fr	0.118	0.237	0.316	0.395	0.473	0.552	0.631
				Feed (mm/min)	2945	2945	2945	2945	2945	2945	2945
		≤ 150 Bhn or ≤ 7 HRc	201	RPM	21327	10664	7998	6398	5332	4570	3999
			(161-241)	Fr	0.119	0.238	0.318	0.397	0.476	0.556	0.635
				Feed (mm/min)	2540	2540	2540	2540	2540	2540	2540
	COPPER ALLOYS Alum Bronze, C110, Muntz Brass	≤ 140 Bhn or ≤ 3 HRc	168	RPM	17773	8886	6665	5332	4443	3808	3332
			(134-201)	Fr	0.048	0.096	0.128	0.159	0.191	0.223	0.255
				Feed (mm/min)	850	850	850	850	850	850	850
		≤ 200 Bhn or ≤ 23 HRc	134	RPM	14218	7109	5332	4265	3555	3047	2666
			(107-161)	Fr	0.048	0.096	0.128	0.161	0.193	0.225	0.257
				Feed (mm/min)	685	685	685	685	685	685	685

continued on next page

	Series 140M 5D Metric	Hardness	Vc (m/min)		DC • mm 3	6	8	10	12	14	16
S	SUPER ALLOYS (NICKEL , COBALT, IRON BASE) Inconel 601, 617, 625, Incoloy, Monel 400, Rene, Waspaloy	≤ 300 Bhn or ≤ 32 HRc	29	RPM	3070	1535	1151	921	767	658	576
			(23-35)	Fr	0.020	0.039	0.052	0.065	0.078	0.091	0.104
				Feed (mm/min)	60	60	60	60	60	60	60
		≤ 400 Bhn or ≤ 43 HRc	15	RPM	1616	808	606	485	404	346	303
			(12-18)	Fr	0.015	0.031	0.041	0.052	0.062	0.072	0.083
				Feed (mm/min)	25	25	25	25	25	25	25
	TITANIUM ALLOYS Pure Titanium, Ti6Al4V, Ti6Al2Sn4Zr2Mo, Ti4Al4Mo2Sn0.5Si, Ti-6Al4V	≤ 275 Bhn or ≤ 28 HRc	66	RPM	6947	3474	2605	2084	1737	1489	1303
			(52-79)	Fr	0.040	0.079	0.106	0.132	0.158	0.185	0.211
				Feed (mm/min)	275	275	275	275	275	275	275
		≤ 350 Bhn or ≤ 38 HRc	49	RPM	5170	2585	1939	1551	1293	1108	969
			(39-59)	Fr	0.039	0.077	0.103	0.129	0.155	0.181	0.206
				Feed (mm/min)	200	200	200	200	200	200	200
		≤ 440 Bhn or ≤ 47 HRc	26	RPM	2747	1373	1030	824	687	589	515
			(21-31)	Fr	0.029	0.058	0.078	0.097	0.117	0.136	0.155
				Feed (mm/min)	80	80	80	80	80	80	80
H	TOOL STEELS A2, D2, H13, L2, M2, P20, S7, T15, W2	≤ 200 Bhn or ≤ 13 HRc	44	RPM	4686	2343	1757	1406	1171	1004	879
			(35-53)	Fr	0.061	0.122	0.162	0.203	0.243	0.284	0.324
				Feed (mm/min)	285	285	285	285	285	285	285
		≤ 375 Bhn or ≤ 40 HRc	29	RPM	3070	1535	1151	921	767	658	576
			(23-35)	Fr	0.029	0.059	0.078	0.098	0.117	0.137	0.156
				Feed (mm/min)	90	90	90	90	90	90	90
		≤ 475 Bhn or ≤ 50 HRc	26	RPM	2747	1373	1030	824	687	589	515
			(21-31)	Fr	0.018	0.036	0.049	0.061	0.073	0.085	0.097
				Feed (mm/min)	50	50	50	50	50	50	50

Bhn (Brinell) HRc (Rockwell C) HRb (Rockwell B)
rpm = (Vc x 1000) / (DC x 3.14)
mm/min = Fr x rpm
reduce speed and feed for materials harder than listed
refer to the SGS Tool Wizard® for complete technical information (www.kyocera-sgstool.com)

ICe-Carb®

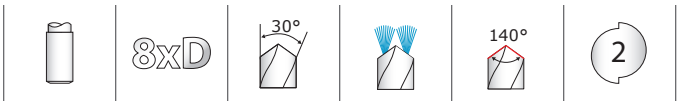

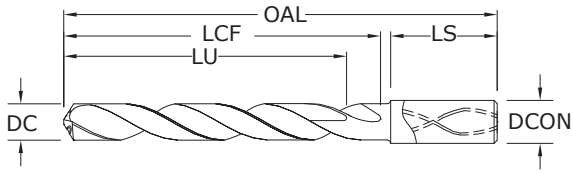

140 8xD

FRACTIONAL & METRIC SERIES

- Coolant through design promotes controlled and consistent operating temperatures improving coolant flow to the cut while maintaining strength
- Split point geometry for improved drill penetration and accuracy
- Controlled edge honing for longevity
- Negative corner position strengthens and protects
- Recommended for materials ≤ 60 HRc (≤ 654 Bhn)

inch & mm									EDP NO.
CUTTING DIAMETER DC	DECIMAL EQUIV.	METRIC EQUIV.	TAP SIZE REFERENCE ONLY	SHANK DIAMETER DCON	OVERALL LENGTH OAL	FLUTE LENGTH LCF	CLEARED LENGTH LU	SHANK LENGTH LS	Ti-NAMITE-A (AlTiN)
3,0 mm	0.1181			6,0	72,0	34,0	29,0	36,0	63575
3,1 mm	0.1220			6,0	72,0	34,0	29,0	36,0	63576
1/8	0.1250	3.18		6,0	72,0	34,0	29,0	36,0	51801
3,2 mm	0.1260		M3,5 X 0,35	6,0	72,0	34,0	29,0	36,0	63577
3,3 mm	0.1299		M4 X 0,7	6,0	72,0	34,0	29,0	36,0	63578
3,4 mm	0.1339			6,0	72,0	34,0	29,0	36,0	63579
#29	0.1360	3.45	8-32,8-36	6,0	72,0	34,0	29,0	36,0	51802
3,5 mm	0.1378		M4 X 0,5	6,0	72,0	34,0	29,0	36,0	63580
9/64	0.1406	3.57		6,0	72,0	34,0	29,0	36,0	51803
3,6 mm	0.1417		M4 X 0,35	6,0	72,0	34,0	29,0	36,0	63581
3,7 mm	0.1457		M4,5 X 0,75	6,0	72,0	34,0	29,0	36,0	63582
3,8 mm	0.1496		10-24	6,0	81,0	43,0	36,0	36,0	63583
3,9 mm	0.1535			6,0	81,0	43,0	36,0	36,0	63584
5/32	0.1562	3.97		6,0	81,0	43,0	36,0	36,0	51804
4,0 mm	0.1575		M4,5 X 0,5	6,0	81,0	43,0	36,0	36,0	63585
#21	0.1590	4.04	10-32	6,0	81,0	43,0	36,0	36,0	51805
4,1 mm	0.1614			6,0	81,0	43,0	36,0	36,0	63586
4,2 mm	0.1654		M5 / M5 X 0,75	6,0	81,0	43,0	36,0	36,0	63587
4,3 mm	0.1693			6,0	81,0	43,0	36,0	36,0	63588
11/64	0.1719	4.37		6,0	81,0	43,0	36,0	36,0	51806
4,4 mm	0.1732		12-24	6,0	81,0	43,0	36,0	36,0	63589
4,5 mm	0.1772		M5 X 0,5	6,0	81,0	43,0	36,0	36,0	63590
4,6 mm	0.1811		12-28	6,0	81,0	43,0	36,0	36,0	63591
4,7 mm	0.1850		12-32	6,0	81,0	43,0	36,0	36,0	63592
3/16	0.1875	4.76		6,0	95,0	57,0	48,0	36,0	51807
4,8 mm	0.1890		7/32-32	6,0	95,0	57,0	48,0	36,0	63593
4,9 mm	0.1929			6,0	95,0	57,0	48,0	36,0	63594
5,0 mm	0.1969		M6 X 1	6,0	95,0	57,0	48,0	36,0	63595
5,1 mm	0.2008		1/4-20	6,0	95,0	57,0	48,0	36,0	63596
13/64	0.2031	5.16		6,0	95,0	57,0	48,0	36,0	51808
5,2 mm	0.2047		M6 X 0,75	6,0	95,0	57,0	48,0	36,0	63597
5,3 mm	0.2087			6,0	95,0	57,0	48,0	36,0	63598
5,4 mm	0.2126			6,0	95,0	57,0	48,0	36,0	63599
5,5 mm	0.2165		M6 X 0,5	6,0	95,0	57,0	48,0	36,0	63600

continued on next page

TOLERANCES (inch)

≤.1181 DIAMETER
DC = +.00008/+.00047
DCON = h_6

>.1181–.2362 DIAMETER
DC = +.00016/+.00063
DCON = h_6

>.2362–.3937 DIAMETER
DC = +.00024/+.00083
DCON = h_6

>.3937–.7087 DIAMETER
DC = +.00028/+.00098
DCON = h_6

>.7087–1.1811 DIAMETER
DC = +.00031/+.00114
DCON = h_6

TOLERANCES (mm)

≤3 DIAMETER
DC = +0,002/+0,012
DCON = h_6

>3–6 DIAMETER
DC = +0,004/+0,016
DCON = h_6

>6–10 DIAMETER
DC = +0,006/+0,021
DCON = h_6

>10–18 DIAMETER
DC = +0,007/+0,025
DCON = h_6

- STEELS
- STAINLESS STEELS
- CAST IRON
- HIGH TEMP ALLOYS
- TITANIUM
- NON-FERROUS
- HARDENED STEELS

For patent information visit www.ksptpatents.com

140 8xD

FRACTIONAL & METRIC SERIES

CONTINUED

inch & mm									EDP NO.
CUTTING DIAMETER DC	DECIMAL EQUIV.	METRIC EQUIV.	TAP SIZE REFERENCE ONLY	SHANK DIAMETER DCON	OVERALL LENGTH OAL	FLUTE LENGTH LCF	CLEARED LENGTH LU	SHANK LENGTH LS	Ti-NAMITE-A (AlTiN)
7/32	0.2188	5.56	1/4-32	6,0	95,0	57,0	48,0	36,0	51809
5,6 mm	0.2205			6,0	95,0	57,0	48,0	36,0	63601
5,7 mm	0.2244			6,0	95,0	57,0	48,0	36,0	63602
5,8 mm	0.2283			6,0	95,0	57,0	48,0	36,0	63603
5,9 mm	0.2323			6,0	95,0	57,0	48,0	36,0	63604
15/64	0.2344	5.95		6,0	95,0	57,0	48,0	36,0	51810
6,0 mm	0.2362		M7 X 1	6,0	95,0	57,0	48,0	36,0	63605
6,1 mm	0.2402			8,0	114,0	76,0	64,0	36,0	63606
6,2 mm	0.2441		M7 X 0,75	8,0	114,0	76,0	64,0	36,0	63607
6,3 mm	0.2480			8,0	114,0	76,0	64,0	36,0	63608
1/4	0.2500	6.35		8,0	114,0	76,0	64,0	36,0	51811
6,4 mm	0.2520			8,0	114,0	76,0	64,0	36,0	63609
6,5 mm	0.2559			8,0	114,0	76,0	64,0	36,0	63610
F	0.2570	6.53	5/16-18	8,0	114,0	76,0	64,0	36,0	51812
6,6 mm	0.2598			8,0	114,0	76,0	64,0	36,0	63611
6,7 mm	0.2638			8,0	114,0	76,0	64,0	36,0	63612
17/64	0.2656	6.75	5/16-20	8,0	114,0	76,0	64,0	36,0	51813
6,8 mm	0.2677		M8 X 1,25	8,0	114,0	76,0	64,0	36,0	63613
6,9 mm	0.2717			8,0	114,0	76,0	64,0	36,0	63614
7,0 mm	0.2756		M8 X 1	8,0	114,0	76,0	64,0	36,0	63615
7,1 mm	0.2795			8,0	114,0	76,0	64,0	36,0	63616
9/32	0.2812	7.14	5/16-32	8,0	114,0	76,0	64,0	36,0	51814
7,2 mm	0.2835		M8 X 0,75	8,0	114,0	76,0	64,0	36,0	63617
7,3 mm	0.2874			8,0	114,0	76,0	64,0	36,0	63618
7,4 mm	0.2913			8,0	114,0	76,0	64,0	36,0	63619
7,5 mm	0.2953		M8 X 0,5	8,0	114,0	76,0	64,0	36,0	63620
19/64	0.2969	7.54		8,0	114,0	76,0	64,0	36,0	51815
7,6 mm	0.2992			8,0	114,0	76,0	64,0	36,0	63621
7,7 mm	0.3031			8,0	114,0	76,0	64,0	36,0	63622
7,8 mm	0.3071		M9 X 1,25	8,0	114,0	76,0	64,0	36,0	63623
7,9 mm	0.3110			8,0	114,0	76,0	64,0	36,0	63624
5/16	0.3125	7.94	3/8-16	8,0	114,0	76,0	64,0	36,0	51816
8,0 mm	0.3150		M9 X 1	8,0	114,0	76,0	64,0	36,0	63625
8,1 mm	0.3189			10,0	142,0	95,0	80,0	40,0	63626
8,2 mm	0.3228			10,0	142,0	95,0	80,0	40,0	63627
8,3 mm	0.3268			10,0	142,0	95,0	80,0	40,0	63628
21/64	0.3281	8.33	3/8-20	10,0	142,0	95,0	80,0	40,0	51817
8,4 mm	0.3307			10,0	142,0	95,0	80,0	40,0	63629
Q	0.3320	8.43	3/8-24	10,0	142,0	95,0	80,0	40,0	51818
8,5 mm	0.3346		M10 X 1,5	10,0	142,0	95,0	80,0	40,0	63630
8,6 mm	0.3386			10,0	142,0	95,0	80,0	40,0	63631
8,7 mm	0.3425			10,0	142,0	95,0	80,0	40,0	63632

continued on next page

ICe-Carb®

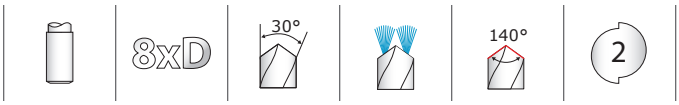

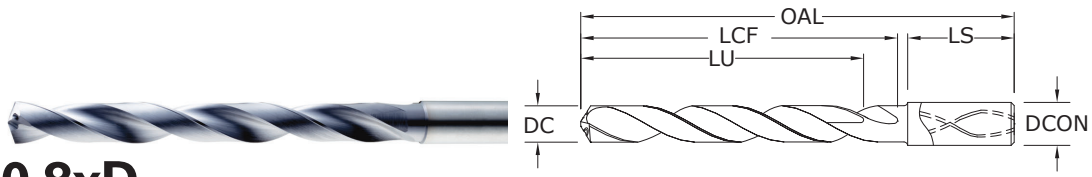

140 8xD

FRACTIONAL & METRIC SERIES

- Coolant through design promotes controlled and consistent operating temperatures improving coolant flow to the cut while maintaining strength
- Split point geometry for improved drill penetration and accuracy
- Controlled edge honing for longevity
- Negative corner position strengthens and protects
- Recommended for materials ≤ 60 HRc (≤ 654 Bhn)

inch & mm									EDP NO.
CUTTING DIAMETER DC	DECIMAL EQUIV.	METRIC EQUIV.	TAP SIZE REFERENCE ONLY	SHANK DIAMETER DCON	OVERALL LENGTH OAL	FLUTE LENGTH LCF	CLEARED LENGTH LU	SHANK LENGTH LS	Ti-NAMITE-A (AlTiN)
11/32	0.3438	8.73	3/8-32	10,0	142,0	95,0	80,0	40,0	51819
8,8 mm	0.3465		M10 X 1,25	10,0	142,0	95,0	80,0	40,0	63633
8,9 mm	0.3504			10,0	142,0	95,0	80,0	40,0	63634
9,0 mm	0.3543		M10 X 1	10,0	142,0	95,0	80,0	40,0	63635
9,1 mm	0.3583			10,0	142,0	95,0	80,0	40,0	63636
23/64	0.3594	9.13		10,0	142,0	95,0	80,0	40,0	51820
9,2 mm	0.3622		M10 X 0,75	10,0	142,0	95,0	80,0	40,0	63637
9,3 mm	0.3661			10,0	142,0	95,0	80,0	40,0	63638
U	0.3680	9.35	7/16-14	10,0	142,0	95,0	80,0	40,0	51821
9,4 mm	0.3701			10,0	142,0	95,0	80,0	40,0	63639
9,5 mm	0.3740		M11 / M10 X 0,5	10,0	142,0	95,0	80,0	40,0	63640
3/8	0.3750	9.53		10,0	142,0	95,0	80,0	40,0	51822
9,6 mm	0.3780			10,0	142,0	95,0	80,0	40,0	63641
9,7 mm	0.3819			10,0	142,0	95,0	80,0	40,0	63642
9,8 mm	0.3858			10,0	142,0	95,0	80,0	40,0	63643
9,9 mm	0.3898			10,0	142,0	95,0	80,0	40,0	63644
25/64	0.3906	9.92	7/16-20	10,0	142,0	95,0	80,0	40,0	51823
10,0 mm	0.3937			10,0	142,0	95,0	80,0	40,0	63645
10,1 mm	0.3976			12,0	162,0	114,0	96,0	45,0	63646
10,2 mm	0.4016		M12 X 1,75	12,0	162,0	114,0	96,0	45,0	63647
10,3 mm	0.4055			12,0	162,0	114,0	96,0	45,0	63648
13/32	0.4062	10.32		12,0	162,0	114,0	96,0	45,0	51824
10,4 mm	0.4094			12,0	162,0	114,0	96,0	45,0	63649
10,5 mm	0.4134		M12 X 1,5	12,0	162,0	114,0	96,0	45,0	63650
10,6 mm	0.4173			12,0	162,0	114,0	96,0	45,0	63651
10,7 mm	0.4213			12,0	162,0	114,0	96,0	45,0	63652
27/64	0.4219	10.72	1/2-13	12,0	162,0	114,0	96,0	45,0	51825
10,8 mm	0.4252		M12 X 1,25	12,0	162,0	114,0	96,0	45,0	63653
10,9 mm	0.4291			12,0	162,0	114,0	96,0	45,0	63654
11,0 mm	0.4331		M12 X 1	12,0	162,0	114,0	96,0	45,0	63655
11,1 mm	0.4370			12,0	162,0	114,0	96,0	45,0	63656
7/16	0.4375	11.11	1/4-18NPT	12,0	162,0	114,0	96,0	45,0	51826

continued on next page

TOLERANCES (inch)

≤.1181 DIAMETER
DC = +.00008/+.00047
DCON = h_6

>.1181–.2362 DIAMETER
DC = +.00016/+.00063
DCON = h_6

>.2362–.3937 DIAMETER
DC = +.00024/+.00083
DCON = h_6

>.3937–.7087 DIAMETER
DC = +.00028/+.00098
DCON = h_6

>.7087–1.1811 DIAMETER
DC = +.00031/+.00114
DCON = h_6

TOLERANCES (mm)

≤3 DIAMETER
DC = +0,002/+0,012
DCON = h_6

>3–6 DIAMETER
DC = +0,004/+0,016
DCON = h_6

>6–10 DIAMETER
DC = +0,006/+0,021
DCON = h_6

>10–18 DIAMETER
DC = +0,007/+0,025
DCON = h_6

- STEELS
- STAINLESS STEELS
- CAST IRON
- HIGH TEMP ALLOYS
- TITANIUM
- NON-FERROUS
- HARDENED STEELS

For patent information visit www.ksptpatents.com

140 8xD

FRACTIONAL & METRIC SERIES

CONTINUED

inch & mm									EDP NO.
CUTTING DIAMETER DC	DECIMAL EQUIV.	METRIC EQUIV.	TAP SIZE REFERENCE ONLY	SHANK DIAMETER DCON	OVERALL LENGTH OAL	FLUTE LENGTH LCF	CLEARED LENGTH LU	SHANK LENGTH LS	Ti-NAMITE-A (AlTiN)
11,2 mm	0.4409			12,0	162,0	114,0	96,0	45,0	63657
11,3 mm	0.4449			12,0	162,0	114,0	96,0	45,0	63658
11,4 mm	0.4488			12,0	162,0	114,0	96,0	45,0	63659
11,5 mm	0.4528		M12 X 0,5	12,0	162,0	114,0	96,0	45,0	63660
11,6 mm	0.4567			12,0	162,0	114,0	96,0	45,0	63661
11,7 mm	0.4606			12,0	162,0	114,0	96,0	45,0	63662
11,8 mm	0.4646			12,0	162,0	114,0	96,0	45,0	63663
11,9 mm	0.4685			12,0	162,0	114,0	96,0	45,0	63664
15/32	0.4688	11.91	1/2-28	12,0	162,0	114,0	96,0	45,0	51827
12,0 mm	0.4724		M14 X 2	12,0	162,0	114,0	96,0	45,0	63665
31/64	0.4844	12.30	9/16-12	14,0	178,0	133,0	112,0	45,0	51828
12,5 mm	0.4921		M14 X 1,5	14,0	178,0	133,0	112,0	45,0	63666
1/2	0.5000	12.70		14,0	178,0	133,0	112,0	45,0	51829
12,8 mm	0.5039		M14 X 1,25	14,0	178,0	133,0	112,0	45,0	63667
13,0 mm	0.5118		M14 X 1	14,0	178,0	133,0	112,0	45,0	63668
33/64	0.5156	13.10	9/16-18	14,0	178,0	133,0	112,0	45,0	51830
13,5 mm	0.5315		5/8-11	14,0	178,0	133,0	112,0	45,0	63669
13,8 mm	0.5433			14,0	178,0	133,0	112,0	45,0	63670
14,0 mm	0.5512		M16 X 2	14,0	178,0	133,0	112,0	45,0	63671
9/16	0.5625	14.29		16,0	203,0	152,0	128,0	48,0	51831
14,5 mm	0.5709		M16 X 1,5	16,0	203,0	152,0	128,0	48,0	63672
37/64	0.5781	14.68	5/8-18	16,0	203,0	152,0	128,0	48,0	51832
14,8 mm	0.5827			16,0	203,0	152,0	128,0	48,0	63673
15,0 mm	0.5906		M16 X 1	16,0	203,0	152,0	128,0	48,0	63674
15,5 mm	0.6102		M18 X 2,5	16,0	203,0	152,0	128,0	48,0	63675
15,8 mm	0.6220			16,0	203,0	152,0	128,0	48,0	63676
5/8	0.6250	15.88	11/16-16	16,0	203,0	152,0	128,0	48,0	51833
16,0 mm	0.6299			16,0	203,0	152,0	128,0	48,0	63677
21/32	0.6562	16.67	3/4-10	18,0	222,0	171,0	144,0	48,0	51834
11/16	0.6875	17.46	3/4-16	18,0	222,0	171,0	144,0	48,0	51835
3/4	0.7500	19.05	13/16-16	20,0	243,0	190,0	160,0	50,0	51836

ICe-Carb®

	Series 140 8D Fractional	Hardness	Vc (sfm)		DC • in 1/8	3/16	1/4	3/8	1/2	5/8	3/4
P	CARBON STEELS 1018, 1040, 1080, 1090, 10L50, 1140, 1212, 12L15, 1525, 1536	≤ 175 Bhn or ≤ 7 HRc	405	RPM	12377	8251	6188	4126	3094	2475	2063
			(324-486)	Fr	0.0036	0.0053	0.0071	0.0107	0.0142	0.0178	0.0213
				Feed (ipm)	44.0	44.0	44.0	44.0	44.0	44.0	44.0
		≤ 275 Bhn or ≤ 28 HRc	370	RPM	11307	7538	5654	3769	2827	2261	1885
			(296-444)	Fr	0.0030	0.0045	0.0060	0.0090	0.0120	0.0150	0.0180
				Feed (ipm)	34.0	34.0	34.0	34.0	34.0	34.0	34.0
		≤ 425 Bhn or ≤ 45 HRc	210	RPM	6418	4278	3209	2139	1604	1284	1070
			(168-252)	Fr	0.0026	0.0039	0.0051	0.0077	0.0103	0.0129	0.0154
				Feed (ipm)	16.5	16.5	16.5	16.5	16.5	16.5	16.5
	ALLOY STEELS 4140, 4150, 4320, 5120, 5150, 8630, 86L20, 50100	≤ 275 Bhn or ≤ 28 HRc	320	RPM	9779	6519	4890	3260	2445	1956	1630
			(256-384)	Fr	0.0026	0.0038	0.0051	0.0077	0.0102	0.0128	0.0153
				Feed (ipm)	25.0	25.0	25.0	25.0	25.0	25.0	25.0
		≤ 375 Bhn or ≤ 40 HRc	190	RPM	5806	3871	2903	1935	1452	1161	968
			(152-228)	Fr	0.0020	0.0030	0.0040	0.0059	0.0079	0.0099	0.0119
				Feed (ipm)	11.5	11.5	11.5	11.5	11.5	11.5	11.5
		≤ 450 Bhn or ≤ 48 HRc	135	RPM	4126	2750	2063	1375	1031	825	688
			(108-162)	Fr	0.0016	0.0024	0.0032	0.0047	0.0063	0.0079	0.0095
				Feed (ipm)	6.5	6.5	6.5	6.5	6.5	6.5	6.5
M	STAINLESS STEELS (FREE MACHINING) 303, 416, 420F, 430F, 440F	≤ 185 Bhn or ≤ 9 HRc	290	RPM	8862	5908	4431	2954	2216	1772	1477
			(232-348)	Fr	0.0020	0.0030	0.0039	0.0059	0.0079	0.0099	0.0118
				Feed (ipm)	17.5	17.5	17.5	17.5	17.5	17.5	17.5
		≤ 275 Bhn or ≤ 28 HRc	180	RPM	5501	3667	2750	1834	1375	1100	917
			(144-216)	Fr	0.0018	0.0027	0.0036	0.0055	0.0073	0.0091	0.0109
				Feed (ipm)	10.0	10.0	10.0	10.0	10.0	10.0	10.0
	STAINLESS STEELS (DIFFICULT) 304, 316, 321, 13-8 PH, 15-5PH, 17-4 PH, Custom 450	≤ 275 Bhn or ≤ 28 HRc	130	RPM	3973	2649	1986	1324	993	795	662
			(104-156)	Fr	0.0018	0.0026	0.0035	0.0053	0.0070	0.0088	0.0106
				Feed (ipm)	7.0	7.0	7.0	7.0	7.0	7.0	7.0
		≤ 375 Bhn or ≤ 40 HRc	95	RPM	2903	1935	1452	968	726	581	484
			(76-114)	Fr	0.0016	0.0023	0.0031	0.0047	0.0062	0.0078	0.0093
				Feed (ipm)	4.5	4.5	4.5	4.5	4.5	4.5	4.5
K	CAST IRONS Gray, Malleable, Ductile	≤ 220 Bhn or ≤ 19 HRc	350	RPM	10696	7131	5348	3565	2674	2139	1783
			(280-420)	Fr	0.0037	0.0056	0.0075	0.0112	0.0150	0.0187	0.0224
				Feed (ipm)	40.0	40.0	40.0	40.0	40.0	40.0	40.0
		≤ 260 Bhn or ≤ 26 HRc	310	RPM	9474	6316	4737	3158	2368	1895	1579
			(248-372)	Fr	0.0039	0.0059	0.0078	0.0117	0.0156	0.0195	0.0234
				Feed (ipm)	37.0	37.0	37.0	37.0	37.0	37.0	37.0

continued on next page

	Series 140 8D Fractional	Hardness	Vc (sfm)		DC • in 1/8	3/16	1/4	3/8	1/2	5/8	3/4
N	ALUMINUM ALLOYS 2017, 2024, 356, 6061, 7075	≤ 80 Bhn or ≤ 47 HRb	730	RPM	22309	14873	11154	7436	5577	4462	3718
			(584-876)	Fr	0.0045	0.0067	0.0090	0.0134	0.0179	0.0224	0.0269
				Feed (ipm)	100.0	100.0	100.0	100.0	100.0	100.0	100.0
		≤ 150 Bhn or ≤ 7 HRc	635	RPM	19406	12937	9703	6469	4851	3881	3234
			(508-762)	Fr	0.0046	0.0070	0.0093	0.0139	0.0186	0.0232	0.0278
				Feed (ipm)	90.0	90.0	90.0	90.0	90.0	90.0	90.0
	COPPER ALLOYS Alum Bronze, C110, Muntz Brass	≤ 140 Bhn or ≤ 3 HRc	255	RPM	7793	5195	3896	2598	1948	1559	1299
			(204-306)	Fr	0.0018	0.0027	0.0036	0.0054	0.0072	0.0090	0.0108
				Feed (ipm)	14.0	14.0	14.0	14.0	14.0	14.0	14.0
		≤ 200 Bhn or ≤ 23 HRc	235	RPM	7182	4788	3591	2394	1795	1436	1197
			(188-282)	Fr	0.0018	0.0027	0.0036	0.0054	0.0072	0.0091	0.0109
				Feed (ipm)	13.0	13.0	13.0	13.0	13.0	13.0	13.0
S	SUPER ALLOYS (NICKEL , COBALT, IRON BASE) Inconel 601, 617, 625, Incoloy, Monel 400, Rene, Waspaloy	≤ 300 Bhn or ≤ 32 HRc	65	RPM	1986	1324	993	662	497	397	331
			(52-78)	Fr	0.0009	0.0013	0.0017	0.0026	0.0034	0.0043	0.0051
				Feed (ipm)	1.7	1.7	1.7	1.7	1.7	1.7	1.7
		≤ 400 Bhn or ≤ 43 HRc	35	RPM	1070	713	535	357	267	214	178
			(28-42)	Fr	0.0006	0.0008	0.0011	0.0017	0.0022	0.0028	0.0034
				Feed (ipm)	0.6	0.6	0.6	0.6	0.6	0.6	0.6
	TITANIUM ALLOYS Pure Titanium, Ti6Al4V, Ti6Al2Sn4Zr2Mo, Ti4Al4Mo2Sn0.5Si, Ti-6Al4V	≤ 275 Bhn or ≤ 28 HRc	185	RPM	5654	3769	2827	1885	1413	1131	942
			(148-222)	Fr	0.0016	0.0024	0.0032	0.0048	0.0064	0.0080	0.0096
				Feed (ipm)	9.0	9.0	9.0	9.0	9.0	9.0	9.0
		≤ 350 Bhn or ≤ 38 HRc	140	RPM	4278	2852	2139	1426	1070	856	713
			(112-168)	Fr	0.0012	0.0018	0.0023	0.0035	0.0047	0.0058	0.0070
				Feed (ipm)	5.0	5.0	5.0	5.0	5.0	5.0	5.0
		≤ 440 Bhn or ≤ 47 HRc	75	RPM	2292	1528	1146	764	573	458	382
			(60-90)	Fr	0.0010	0.0015	0.0020	0.0030	0.0040	0.0050	0.0060
				Feed (ipm)	2.3	2.3	2.3	2.3	2.3	2.3	2.3
H	TOOL STEELS A2, D2, H13, L2, M2, P20, S7, T15, W2	≤ 200 Bhn or ≤ 13 HRc	140	RPM	4278	2852	2139	1426	1070	856	713
			(112-168)	Fr	0.0020	0.0030	0.0040	0.0060	0.0079	0.0099	0.0119
				Feed (ipm)	8.5	8.5	8.5	8.5	8.5	8.5	8.5
		≤ 375 Bhn or ≤ 40 HRc	90	RPM	2750	1834	1375	917	688	550	458
			(72-108)	Fr	0.0011	0.0016	0.0022	0.0033	0.0044	0.0055	0.0065
				Feed (ipm)	3.0	3.0	3.0	3.0	3.0	3.0	3.0
		≤ 475 Bhn or ≤ 50 HRc	80	RPM	2445	1630	1222	815	611	489	407
			(64-96)	Fr	0.0006	0.0009	0.0012	0.0018	0.0025	0.0031	0.0037
				Feed (ipm)	1.5	1.5	1.5	1.5	1.5	1.5	1.5

Bhn (Brinell) HRc (Rockwell C) HRb (Rockwell B)
rpm = Vc x 3.82 / DC
ipm = Fr x rpm
reduce speed and feed for materials harder than listed
refer to the SGS Tool Wizard® for complete technical information (www.kyocera-sgstool.com)

ICe-Carb®

	Series 140M 8D Metric	Hardness	Vc (m/min)		DC • mm 3	6	8	10	12	14	16
P	CARBON STEELS 1018, 1040, 1080, 1090, 10L50, 1140, 1212, 12L15, 1525, 1536	≤ 175 Bhn or ≤ 7 HRc	123	RPM	13087	6544	4908	3926	3272	2804	2454
			(100-170)	Fr	0.085	0.171	0.228	0.285	0.342	0.399	0.455
				Feed (mm/min)	1118	1118	1118	1118	1118	1118	1118
		≤ 275 Bhn or ≤ 28 HRc	113	RPM	11956	5978	4484	3587	2989	2562	2242
			(90-135)	Fr	0.072	0.144	0.193	0.241	0.289	0.337	0.385
				Feed (mm/min)	864	864	864	864	864	864	864
		≤ 425 Bhn or ≤ 45 HRc	64	RPM	6786	3393	2545	2036	1696	1454	1272
			(51-77)	Fr	0.062	0.124	0.165	0.206	0.247	0.288	0.329
				Feed (mm/min)	419	419	419	419	419	419	419
	ALLOY STEELS 4140, 4150, 4320, 5120, 5150, 8630, 86L20, 50100	≤ 275 Bhn or ≤ 28 HRc	98	RPM	10340	5170	3878	3102	2585	2216	1939
			(78-117)	Fr	0.061	0.123	0.164	0.205	0.246	0.287	0.328
				Feed (mm/min)	635	635	635	635	635	635	635
		≤ 375 Bhn or ≤ 40 HRc	58	RPM	6140	3070	2302	1842	1535	1316	1151
			(46-69)	Fr	0.048	0.095	0.127	0.159	0.190	0.222	0.254
				Feed (mm/min)	292	292	292	292	292	292	292
		≤ 450 Bhn or ≤ 48 HRc	41	RPM	4362	2181	1636	1309	1091	935	818
			(33-49)	Fr	0.038	0.076	0.101	0.126	0.151	0.177	0.202
				Feed (mm/min)	165	165	165	165	165	165	165
M	STAINLESS STEELS (FREE MACHINING) 303, 416, 420F, 430F, 440F	≤ 185 Bhn or ≤ 9 HRc	88	RPM	9371	4686	3514	2811	2343	2008	1757
			(71-106)	Fr	0.047	0.095	0.126	0.158	0.190	0.221	0.253
				Feed (mm/min)	445	445	445	445	445	445	445
		≤ 275 Bhn or ≤ 28 HRc	55	RPM	5816	2908	2181	1745	1454	1246	1091
			(44-66)	Fr	0.044	0.087	0.116	0.146	0.175	0.204	0.233
				Feed (mm/min)	254	254	254	254	254	254	254
	STAINLESS STEELS (DIFFICULT) 304, 316, 321, 13-8 PH, 15-5PH, 17-4 PH, Custom 450	≤ 275 Bhn or ≤ 28 HRc	40	RPM	4201	2100	1575	1260	1050	900	788
			(32-48)	Fr	0.042	0.085	0.113	0.141	0.169	0.198	0.226
				Feed (mm/min)	178	178	178	178	178	178	178
		≤ 375 Bhn or ≤ 40 HRc	29	RPM	3070	1535	1151	921	767	658	576
			(23-35)	Fr	0.037	0.074	0.099	0.124	0.149	0.174	0.199
				Feed (mm/min)	114	114	114	114	114	114	114
K	CAST IRONS Gray, Malleable, Ductile	≤ 220 Bhn or ≤ 19 HRc	107	RPM	11310	5655	4241	3393	2827	2424	2121
			(85-128)	Fr	0.090	0.180	0.240	0.299	0.359	0.419	0.479
				Feed (mm/min)	1016	1016	1016	1016	1016	1016	1016
		≤ 260 Bhn or ≤ 26 HRc	94	RPM	10017	5009	3756	3005	2504	2147	1878
			(76-113)	Fr	0.094	0.188	0.250	0.313	0.375	0.438	0.500
				Feed (mm/min)	940	940	940	940	940	940	940

continued on next page

ICe-Carb®

	Series 140M 8D Metric	Hardness	Vc (m/min)		DC • mm 3	6	8	10	12	14	16
N	ALUMINUM ALLOYS 2017, 2024, 356, 6061, 7075	≤ 80 Bhn or ≤ 47 HRb	223	RPM	23589	11795	8846	7077	5897	5055	4423
			(178-267)	Fr	0.108	0.215	0.287	0.359	0.431	0.502	0.574
				Feed (mm/min)	2540	2540	2540	2540	2540	2540	2540
		≤ 150 Bhn or ≤ 7 HRc	194	RPM	20519	10260	7695	6156	5130	4397	3847
			(155-232)	Fr	0.111	0.223	0.297	0.371	0.446	0.520	0.594
				Feed (mm/min)	2286	2286	2286	2286	2286	2286	2286
	COPPER ALLOYS Alum Bronze, C110, Muntz Brass	≤ 140 Bhn or ≤ 3 HRc	78	RPM	8240	4120	3090	2472	2060	1766	1545
			(62-93)	Fr	0.043	0.086	0.115	0.144	0.173	0.201	0.230
				Feed (mm/min)	356	356	356	356	356	356	356
		≤ 200 Bhn or ≤ 23 HRc	72	RPM	7594	3797	2848	2278	1898	1627	1424
			(57-86)	Fr	0.043	0.087	0.116	0.145	0.174	0.203	0.232
				Feed (mm/min)	330	330	330	330	330	330	330
S	SUPER ALLOYS (NICKEL , COBALT, IRON BASE) Inconel 601, 617, 625, Incoloy, Monel 400, Rene, Waspaloy	≤ 300 Bhn or ≤ 32 HRc	20	RPM	2100	1050	788	630	525	450	394
			(16-24)	Fr	0.021	0.041	0.055	0.069	0.082	0.096	0.110
				Feed (mm/min)	43	43	43	43	43	43	43
		≤ 400 Bhn or ≤ 43 HRc	11	RPM	1131	565	424	339	283	242	212
			(9-13)	Fr	0.013	0.027	0.036	0.045	0.054	0.063	0.072
				Feed (mm/min)	15	15	15	15	15	15	15
	TITANIUM ALLOYS Pure Titanium, Ti6Al4V, Ti6Al2Sn4Zr2Mo, Ti4Al4Mo2Sn0.5Si, Ti-6Al4V	≤ 275 Bhn or ≤ 28 HRc	56	RPM	5978	2989	2242	1793	1495	1281	1121
			(45-68)	Fr	0.038	0.076	0.102	0.127	0.153	0.178	0.204
				Feed (mm/min)	229	229	229	229	229	229	229
		≤ 350 Bhn or ≤ 38 HRc	43	RPM	4524	2262	1696	1357	1131	969	848
			(34-51)	Fr	0.028	0.056	0.075	0.094	0.112	0.131	0.150
				Feed (mm/min)	127	127	127	127	127	127	127
		≤ 440 Bhn or ≤ 47 HRc	23	RPM	2424	1212	909	727	606	519	454
			(18-27)	Fr	0.024	0.048	0.064	0.080	0.096	0.112	0.129
				Feed (mm/min)	58	58	58	58	58	58	58
H	TOOL STEELS A2, D2, H13, L2, M2, P20, S7, T15, W2	≤ 200 Bhn or ≤ 13 HRc	43	RPM	4524	2262	1696	1357	1131	969	848
			(34-51)	Fr	0.048	0.095	0.127	0.159	0.191	0.223	0.255
				Feed (mm/min)	216	216	216	216	216	216	216
		≤ 375 Bhn or ≤ 40 HRc	27	RPM	2908	1454	1091	872	727	623	545
			(22-33)	Fr	0.026	0.052	0.070	0.087	0.105	0.122	0.140
				Feed (mm/min)	76	76	76	76	76	76	76
		≤ 475 Bhn or ≤ 50 HRc	24	RPM	2585	1293	969	776	646	554	485
			(20-29)	Fr	0.015	0.029	0.039	0.049	0.059	0.069	0.079
				Feed (mm/min)	38	38	38	38	38	38	38

Bhn (Brinell) HRc (Rockwell C) HRb (Rockwell B)
rpm = (Vc x 1000) / (DC x 3.14)
mm/min = Fr x rpm
reduce speed and feed for materials harder than listed
refer to the SGS Tool Wizard® for complete technical information (www.kyocera-sgstool.com)

Series 120

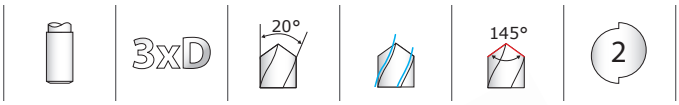

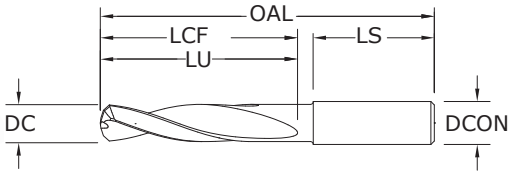

120

FRACTIONAL & METRIC SERIES

- Double margin design stabilizes the drill for greater hole accuracy and improved surface finish
- Notched point reduces thrust force over conventional designs
- 8 facet point reduces fiber breakout and delamination on exit
- 90 degree secondary chamfer angle improves hole entrance and exit quality

inch & mm							EDP NO.
CUTTING DIAMETER DC	DECIMAL EQUIV.	METRIC EQUIV.	SHANK DIAMETER DCON	OVERALL LENGTH OAL	FLUTE LENGTH LCF/LU	SHANK LENGTH LS	Di-NAMITE® (Diamond)
#40	0.0980	2.49	1/8	2	9/16	1-1/4	50000
2,7 mm	0.1063		6,0	63,0	20,0	32,0	50001
3,0 mm	0.1181		6,0	63,0	20,0	36,0	50002
1/8	0.1250	3.18	1/4	2-1/2	3/4	1-7/16	50003
3,2 mm	0.1260		6,0	63,0	20,0	36,0	50004
#30	0.1285	3.26	1/4	2-1/2	3/4	1-7/16	50005
#28	0.1405	3.57	1/4	2-1/2	3/4	1-7/16	50006
#22	0.1570	3.99	1/4	2-5/8	7/8	1-7/16	50007
#21	0.1590	4.04	1/4	2-5/8	7/8	1-7/16	50008
4,1 mm	0.1614		6,0	66,0	24,0	36,0	50009
#19	0.1660	4.22	1/4	2-5/8	7/8	1-7/16	50010
11/64	0.1719	4.37	1/4	2-5/8	7/8	1-7/16	50011
3/16	0.1875	4.76	1/4	2-5/8	1	1-7/16	50012
#11	0.1910	4.85	1/4	2-5/8	1	1-7/16	50013
#8	0.1990	5.05	1/4	2-5/8	1	1-7/16	50014
#7	0.2010	5.11	1/4	2-5/8	1	1-7/16	50015
#2	0.2210	5.61	1/4	2-5/8	1	1-7/16	50016
6,0 mm	0.2362		6,0	66,0	28,0	36,0	50017
1/4	0.2500	6.35	1/4	3-1/8	1-5/16	1-7/16	50018
.2510	0.2510	6.38	5/16	3-1/8	1-5/16	1-7/16	50019
F	0.2570	6.53	5/16	3-1/8	1-5/16	1-7/16	50020
I	0.2720	6.91	5/16	3-1/8	1-5/16	1-7/16	50021
J	0.2770	7.04	5/16	3-1/8	1-5/16	1-7/16	50022
K	0.2810	7.14	5/16	3-1/8	1-9/16	1-7/16	50023
5/16	0.3125	7.94	5/16	3-1/8	1-9/16	1-7/16	50024
8,0 mm	0.3150		8,0	79,0	41,0	36,0	50025
3/8	0.3750	9.53	3/8	3-1/2	1-27/32	1-9/16	50026
V	0.3770	9.58	1/2	3-1/2	1-27/32	1-9/16	50027
10,0 mm	0.3937		10,0	89,0	47,0	40,0	50028
7/16	0.4375	11.11	1/2	4-1/16	2-3/16	1-9/16	50029
12,0 mm	0.4724		12,0	102,0	55,0	45,0	50030
1/2	0.5000	12.70	1/2	4-1/4	2-5/16	1-3/4	50031

TOLERANCES (inch)

DC = +0.0000/–0.0005
DCON = h_6

TOLERANCES (mm)

DC = +0,000/–0,013
DCON = h_6

PLASTICS/COMPOSITES

For patent information visit www.ksptpatents.com

Series 120

	Series 120 Fractional	Vc (sfm)		DC • in						
				1/8	3/16	1/4	5/16	3/8	7/16	1/2
N	CFRP, AFRP (Carbon Fiber, Aramid Fiber)	320	RPM	9779	6519	4890	3912	3260	2794	2445
		(256-384)	Fr	0.0006	0.0009	0.0012	0.0015	0.0018	0.0021	0.0024
			Feed (ipm)	5.9	5.9	5.9	5.9	5.9	5.9	5.9
	GFRP (Fiberglass)	240	RPM	7334	4890	3667	2934	2445	2096	1834
		(192-288)	Fr	0.0006	0.0009	0.0012	0.0015	0.0018	0.0021	0.0024
			Feed (ipm)	4.4	4.4	4.4	4.4	4.4	4.4	4.4
	CARBON, GRAPHITE	400	RPM	12224	8149	6112	4890	4075	3493	3056
		(320-480)	Fr	0.0008	0.0012	0.0016	0.0020	0.0024	0.0028	0.0032
			Feed (ipm)	9.8	9.8	9.8	9.8	9.8	9.8	9.8

rpm = Vc x 3.82 / DC
ipm = Fr x rpm
adjust speed and / or feed based on resin type and / or fiber structure
refer to the SGS Tool Wizard® for complete technical information (www.kyocera-sgstool.com)

	Series 120 Metric	Vc (m/min)		DC • mm						
				2.5	3	4	6	8	10	12
N	CFRP, AFRP (Carbon Fiber, Aramid Fiber)	100	RPM	12722	10602	7951	5301	3976	3181	2650
		(80-120)	Fr	0.012	0.014	0.019	0.028	0.038	0.047	0.057
			Feed (mm/min)	150	150	150	150	150	150	150
	GFRP (Fiberglass)	75	RPM	9542	7951	5963	3976	2982	2385	1988
		(65-90)	Fr	0.012	0.014	0.019	0.029	0.039	0.048	0.058
			Feed (mm/min)	115	115	115	115	115	115	115
	CARBON, GRAPHITE	120	RPM	15266	12722	9542	6361	4771	3817	3181
		(96-144)	Fr	0.015	0.018	0.025	0.037	0.049	0.062	0.074
			Feed (mm/min)	235	235	235	235	235	235	235

rpm = (Vc x 1000) / (DC x 3.14)
mm/min = Fr x rpm
adjust speed and / or feed based on resin type and / or fiber structure
refer to the SGS Tool Wizard® for complete technical information (www.kyocera-sgstool.com)

SGS®
Solid Carbide Tools

VALUE AT THE SPINDLE®

General Purpose Drills

Hole Making

GENERAL PURPOSE DRILLS	SERIES	DESCRIPTION	PAGE
2 Flute	101	2 Flute Slow Spiral	288
Short Length Self Centering (DIN6539)	108M Plus	2 Flute Short Length DIN 6539	293
Straight Flute	106	Straight Flute 140 Point Geometry	300
3 Flute with 150 Point Geometry	103	3 Flute 150 Point Geometry	304

GENERAL PURPOSE COUNTERSINKS	SERIES	DESCRIPTION	PAGE
Combined Drill & Countersink	301	2 Flute Straight Flute Combined Drill and Countersink Fractional	310
	301M	2 Flute Straight Flute Combined Drill and Countersink Metric	311
Single Flute Countersink	601	Single Flute Fractional	316
3 Flute Countersink	603	3 Flute Fractional	319
6 Flute Countersink	606	6 Flute Fractional	322

GENERAL PURPOSE REAMERS	SERIES	DESCRIPTION	PAGE
Straight Flute Accu-Reamer	200	Accu-Reamer	326
Straight Flute Reamer	201M	Metric Reamer	330

Speed & Feed Recommendations listed after each series

Taladrado

BROCAS DE USO GENERAL	SERIE	DESCRIPCIÓN	PÁGINA
2 filos	101	2 filos, espiral de avance lento	288
Autocentrante de longitud corta (DIN6539)	108M Plus	2 filos, longitud corta, DIN 6539	293
Filo recto	106	Filo recto, geometría de 140 puntos	300
3 filos con geometría de 150 puntos	103	3 filos, geometría de 150 puntos	304

BROCAS DE USO AVELLANADORES	SERIE	DESCRIPCIÓN	PÁGINA
Broca y avellanador combinados	301	2 filos, filo recto, broca y avellanador combinados, fraccional	310
	301M	2 filos, filo recto, broca y avellanador combinados, métrico	311
Avellanador de filo único	601	Filo único, fraccional	316
Avellanador de 3 filos	603	3 filos, fraccional	319
Avellanador de 6 filos	606	6 filos, fraccional	322

BROCAS DE USO ESCARIADORES	SERIE	DESCRIPCIÓN	PÁGINA
Escariador Accu de filo recto	200	Escariador Accu	326
Escariador de filo recto	201M	Escariador métrico	330

Recomendaciones de velocidades y avances mostradas tras cada serie

Outils de perçage

FORETS UNIVERSELS	SÈRIES	DESCRIPTION	PAGE
2 dents	101	2 dents à spirale lente	288
Court autocentrant (DIN 6539)	108M Plus	2 dents court DIN 6539	293
Denture droite	106	Denture droite à angle de pointe 140º	300
3 dents à angle de pointe 150º	103	3 dents à angle de pointe 150º	304

FORETS À FRAISER	SÈRIES	DESCRIPTION	PAGE
Foret et foret à fraiser combinés	301	2 dents denture droite foret et foret à fraiser combinés (fractionnel)	310
	301M	2 dents denture droite foret et foret à fraiser combinés (métrique)	311
Foret à fraiser à dent simple	601	Foret à dent simple (fractionnel)	316
Foret à fraiser 3 dents	603	3 dents (fractionnel)	319
Foret à fraiser 6 dents	606	6 dents (fractionnel)	322

FORETS À ALÉSOIRS	SÈRIES	DESCRIPTION	PAGE
Alésoir denture droite Accu-Reamer	200	Alésoir Accu-Reamer	326
Alésoir denture droite	201M	Alésoir (métrique)	330

Recommandations de vitesse et avance indiquées après chaque série

STANDARD-BOHRER	SERIE	BESCHREIBUNG	SEITE
2 Schneiden	101	2 Schneiden mit kleinem Spanwinkel	288
Kurze Bauform Selbstzentrierung (DIN 6539)	108M Plus	2 Schneiden Kurze Bauform DIN 6539	293
Gerade Schneiden	106	Gerade Schneiden Spitzengeometrie 140	300
3 Schneiden mit Spitzengeometrie 150	103	3 Schneiden Spitzengeometrie 150	304

STANDARD-BOHRER	SERIE	BESCHREIBUNG	SEITE
Senkbohrer	301	Zölliger Senkbohrer mit 2 geraden Schneiden	310
	301M	Metrischer Senkbohrer mit 2 geraden Schneiden	311
Senker mit 1 Schneide	601	Zölliger Bohrer mit 1 Schneide	316
Senkbohrer mit 1 Schneide	603	Zölliger Bohrer mit 3 Schneiden	319
Senkbohrer mit 6 Schneiden	606	Zölliger Bohrer mit 6 Schneiden	322

STANDARD-BOHRER	SERIE	BESCHREIBUNG	SEITE
Reibahlen mit gerader Schneide	200	Accu-Reamer	326
Reibahle mit gerader Schneide	201M	Metrische Reibahle	330

Empfehlungen für Drehzahl & Vorschub im Anhang zu jeder Serie

2 Flute Drills • Metric: DIN 338

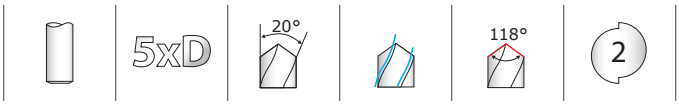

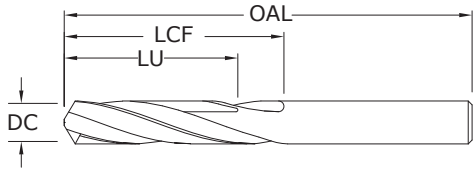

Pictured:
Series 101 Drill Set

101
FRACTIONAL & METRIC SERIES

CUTTING DIAMETER DC	DECIMAL EQUIV.	METRIC EQUIV.	OVERALL LENGTH OAL	FLUTE LENGTH LCF	CLEARED LENGTH LU	EDP NO. UNCOATED	EDP NO. Ti-NAMITE-A (AlTiN)
#80	0.0135	0.34	3/4	3/16	–	51080	57076
#79	0.0145	0.37	3/4	3/16	–	51079	57077
1/64	0.0156	0.40	3/4	3/16	–	51101	57078
#78	0.0160	0.41	3/4	3/16	–	51078	57079
#77	0.0180	0.46	3/4	3/16	–	51077	57080
#76	0.0200	0.51	7/8	1/4	–	51076	57081
#75	0.0210	0.53	7/8	1/4	–	51075	57082
#74	0.0225	0.57	7/8	1/4	–	51074	57083
#73	0.0240	0.61	7/8	1/4	–	51073	57084
#72	0.0250	0.64	1	5/16	–	51072	57085
#71	0.0260	0.66	1	5/16	–	51071	57086
0,7 mm	0.0276		28,0	9,0	–	61001	68268
#70	0.0280	0.71	1-1/4	1/2	–	51070	57087
#69	0.0292	0.74	1-1/4	1/2	–	51069	57088
#68	0.0310	0.79	1-1/4	1/2	–	51068	57089
1/32	0.0312	0.79	1-1/4	1/2	–	51102	57090
0,8 mm	0.0315		30,0	10,0	–	61003	68269
#67	0.0320	0.81	1-1/4	1/2	–	51067	57091
#66	0.0330	0.84	1-1/4	1/2	–	51066	57092
#65	0.0350	0.89	1-3/8	5/8	1/2	51065	57093
0,9 mm	0.0354		32,0	11,0	8,0	61005	68270
#64	0.0360	0.91	1-3/8	5/8	1/2	51064	57094
#63	0.0370	0.94	1-3/8	5/8	1/2	51063	57095
#62	0.0380	0.97	1-3/8	5/8	1/2	51062	57096
#61	0.0390	0.99	1-3/8	5/8	1/2	51061	57097
1,0 mm	0.0394		34,0	12,0	9,0	61007	68271
#60	0.0400	1.02	1-1/2	3/4	39/64	51060	57098
#59	0.0410	1.04	1-1/2	3/4	39/64	51059	57099
#58	0.0420	1.07	1-1/2	3/4	39/64	51058	57100
#57	0.0430	1.09	1-1/2	3/4	39/64	51057	57101
1,1 mm	0.0433		36,0	14,0	11,0	61052	68294
#56	0.0465	1.18	1-1/2	3/4	39/64	51056	57102
3/64	0.0469	1.19	1-1/2	3/4	39/64	51103	57103
1,2 mm	0.0472		38,0	16,0	12,0	61053	68295
1,3 mm	0.0512		38,0	16,0	12,0	61054	68296
#55	0.0520	1.32	1-1/2	3/4	39/64	51055	57104
#54	0.0550	1.40	1-1/2	3/4	39/64	51054	57105
1,4 mm	0.0551		40,0	18,0	14,0	61055	68297
1,5 mm	0.0591		40,0	18,0	14,0	61009	68272
#53	0.0595	1.51	1-1/2	3/4	39/64	51053	57106
*1/16	0.0625	1.59	1-1/2	3/4	39/64	51104	57107
1,6 mm	0.0630		43,0	20,0	16,0	61056	68298
#52	0.0635	1.61	1-1/2	3/4	39/64	51052	57108
1,7 mm	0.0669		43,0	20,0	17,0	61057	68299

continued on next page

TOLERANCES (inch)

DC = +0.0000/–0.0005

TOLERANCES (mm)

DC = +0,0000/–0,0127

- STEELS
- STAINLESS STEELS
- CAST IRON
- HIGH TEMP ALLOYS
- TITANIUM
- HARDENED STEELS
- NON-FERROUS
- PLASTICS/COMPOSITES

For patent information visit www.ksptpatents.com

2 Flute Drills • Metric: DIN 338

CONTINUED

CUTTING DIAMETER DC	DECIMAL EQUIV.	METRIC EQUIV.	OVERALL LENGTH OAL	FLUTE LENGTH LCF	CLEARED LENGTH LU	EDP NO. UNCOATED	EDP NO. Ti-NAMITE-A (AlTiN)
#51	0.0670	1.70	1-1/2	3/4	39/64	51051	57109
#50	0.0700	1.78	1-3/4	7/8	45/64	51050	57110
1,8 mm	0.0709		46,0	22,0	17,0	61058	68300
#49	0.0730	1.85	1-3/4	7/8	45/64	51049	57111
1,9 mm	0.0748		46,0	22,0	17,0	61059	68301
#48	0.0760	1.93	1-3/4	7/8	45/64	51048	57112
5/64	0.0781	1.98	1-3/4	7/8	45/64	51105	57113
#47	0.0785	1.99	1-3/4	7/8	45/64	51047	57114
2,0 mm	0.0787		49,0	24,0	19,0	61011	68273
#46	0.0810	2.06	1-3/4	7/8	45/64	51046	57115
#45	0.0820	2.08	1-3/4	7/8	45/64	51045	57116
2,1 mm	0.0827		49,0	24,0	19,0	61060	68302
#44	0.0860	2.18	2	1	51/64	51044	57117
2,2 mm	0.0866		53,0	27,0	21,0	61061	68303
#43	0.0890	2.26	2	1	51/64	51043	57118
2,3 mm	0.0906		53,0	27,0	21,0	61062	68304
#42	0.0935	2.37	2	1	51/64	51042	57119
3/32	0.0938	2.38	2	1	51/64	51106	57120
2,4 mm	0.0945		57,0	30,0	24,0	61063	68305
#41	0.0960	2.44	2	1	51/64	51041	57121
#40	0.0980	2.49	2	1	51/64	51040	57122
2,5 mm	0.0984		57,0	30,0	24,0	61013	68274
#39	0.0995	2.53	2-1/4	1-1/4	1	51039	57123
#38	0.1015	2.58	2-1/4	1-1/4	1	51038	57124
2,6 mm	0.1024		57,0	30,0	24,0	61064	68306
#37	0.1040	2.64	2-1/4	1-1/4	1	51037	57125
2,7 mm	0.1063		61,0	33,0	26,0	61065	68307
#36	0.1065	2.71	2-1/4	1-1/4	1	51036	57126
7/64	0.1094	2.78	2-1/4	1-1/4	1	51107	57127
#35	0.1100	2.79	2-1/4	1-1/4	1	51035	57128
2,8 mm	0.1102		61,0	33,0	26,0	61066	68308
#34	0.1110	2.82	2-1/4	1-1/4	1	51034	57129
#33	0.1130	2.87	2-1/4	1-1/4	1	51033	57130
2,9 mm	0.1142		61,0	33,0	26,0	61067	68309
#32	0.1160	2.95	2-1/4	1-1/4	1	51032	57131
3,0 mm	0.1181		61,0	33,0	26,0	61015	68275
#31	0.1200	3.05	2-1/4	1-1/4	1	51031	57132
3,1 mm	0.1220		65,0	36,0	28,0	61068	68310
*1/8	0.1250	3.18	2-1/4	1-1/4	1	51108	57133
3,2 mm	0.1260		65,0	36,0	28,0	61069	68311
#30	0.1285	3.26	2-1/4	1-1/4	1	51030	57134
3,3 mm	0.1299		65,0	36,0	28,0	61070	68312
3,4 mm	0.1339		70,0	39,0	31,0	61071	68313
#29	0.1360	3.45	2-1/2	1-3/8	1-7/64	51029	57135
3,5 mm	0.1378		70,0	39,0	31,0	61017	68276
#28	0.1405	3.57	2-1/2	1-3/8	1-7/64	51028	57136
9/64	0.1406	3.57	2-1/2	1-3/8	1-7/64	51109	57137
3,6 mm	0.1417		70,0	39,0	31,0	61072	68314
#27	0.1440	3.66	2-1/2	1-3/8	1-7/64	51027	57138
3,7 mm	0.1457		70,0	39,0	31,0	61073	68315
#26	0.1470	3.73	2-1/2	1-3/8	1-7/64	51026	57139
#25	0.1495	3.80	2-1/2	1-3/8	1-7/64	51025	57140
3,8 mm	0.1496		75,0	43,0	34,0	61074	68316
#24	0.1520	3.86	2-1/2	1-3/8	1-7/64	51024	57141

continued on next page

2 Flute Drills • Metric: DIN 338

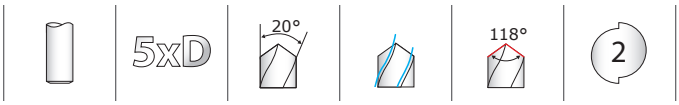

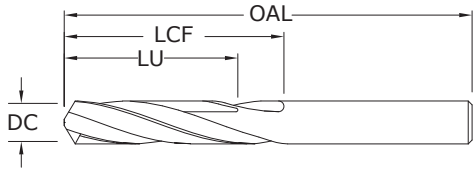

Pictured:
Series 101 Drill Set

101
FRACTIONAL & METRIC SERIES

CONTINUED

CUTTING DIAMETER DC	DECIMAL EQUIV.	METRIC EQUIV.	OVERALL LENGTH OAL	FLUTE LENGTH LCF	CLEARED LENGTH LU	EDP NO. UNCOATED	EDP NO. Ti-NAMITE-A (AlTiN)
3,9 mm	0.1535		75,0	43,0	34,0	61075	68317
#23	0.1540	3.91	2-1/2	1-3/8	1-7/64	51023	57142
5/32	0.1562	3.97	2-1/2	1-3/8	1-7/64	51110	57143
#22	0.1570	3.99	2-1/2	1-3/8	1-7/64	51022	57144
4,0 mm	0.1575		75,0	43,0	34,0	61019	68277
#21	0.1590	4.04	2-1/2	1-3/8	1-7/64	51021	57145
#20	0.1610	4.09	2-1/2	1-3/8	1-7/64	51020	57146
4,1 mm	0.1614		75,0	43,0	34,0	61076	68318
4,2 mm	0.1654		75,0	43,0	34,0	61077	68319
#19	0.1660	4.22	2-1/2	1-5/8	1-19/64	51019	57147
4,3 mm	0.1693		80,0	47,0	37,0	61078	68320
#18	0.1695	4.31	2-3/4	1-5/8	1-19/64	51018	57148
11/64	0.1719	4.37	2-3/4	1-5/8	1-19/64	51111	57149
#17	0.1730	4.39	2-3/4	1-5/8	1-19/64	51017	57150
4,4 mm	0.1732		80,0	47,0	37,0	61079	68321
#16	0.1770	4.50	2-3/4	1-5/8	1-19/64	51016	57151
4,5 mm	0.1772		80,0	47,0	37,0	61021	68278
#15	0.1800	4.57	2-3/4	1-5/8	1-19/64	51015	57152
4,6 mm	0.1811		80,0	47,0	37,0	61080	68322
#14	0.1820	4.62	2-3/4	1-5/8	1-19/64	51014	57153
4,7 mm	0.1850		80,0	47,0	37,0	61081	68323
#13	0.1850	4.70	2-3/4	1-5/8	1-19/64	51013	57154
*3/16	0.1875	4.76	2-3/4	1-5/8	1-19/64	51112	57155
4,8 mm	0.1890		86,0	52,0	41,0	61082	68324
#12	0.1890	4.80	2-3/4	1-5/8	1-19/64	51012	57156
#11	0.1910	4.85	2-3/4	1-5/8	1-19/64	51011	57157
4,9 mm	0.1929		86,0	52,0	41,0	61083	68325
#10	0.1935	4.91	2-3/4	1-5/8	1-19/64	51010	57158
#9	0.1960	4.98	3	1-3/4	1-13/32	51009	57159
5,0 mm	0.1969		86,0	52,0	41,0	61023	68279
#8	0.1990	5.05	3	1-3/4	1-13/32	51008	57160
5,1 mm	0.2008		86,0	52,0	41,0	61084	68326
#7	0.2010	5.11	3	1-3/4	1-13/32	51007	57161
13/64	0.2031	5.16	3	1-3/4	1-13/32	51113	57162
#6	0.2040	5.18	3	1-3/4	1-13/32	51006	57163
5,2 mm	0.2047		86,0	52,0	41,0	61085	68327
#5	0.2055	5.22	3	1-3/4	1-13/32	51005	57164
5,3 mm	0.2087		86,0	52,0	41,0	61086	68328
#4	0.2090	5.31	3	1-3/4	1-13/32	51004	57165
5,4 mm	0.2126		93,0	57,0	45,0	61087	68329
#3	0.2130	5.41	3	1-3/4	1-13/32	51003	57166
5,5 mm	0.2165		93,0	57,0	1-13/32	61025	68280
7/32	0.2188	5.56	3	1-3/4	1-13/32	51114	57167
5,6 mm	0.2205		93,0	57,0	45,0	61088	68330

continued on next page

TOLERANCES (inch)

DC = +0.0000/–0.0005

TOLERANCES (mm)

DC = +0,0000/–0,0127

- STEELS
- STAINLESS STEELS
- CAST IRON
- HIGH TEMP ALLOYS
- TITANIUM
- HARDENED STEELS
- NON-FERROUS
- PLASTICS/COMPOSITES

For patent information visit www.ksptpatents.com

2 Flute Drills • Metric: DIN 338

CONTINUED

CUTTING DIAMETER DC	DECIMAL EQUIV.	METRIC EQUIV.	OVERALL LENGTH OAL	FLUTE LENGTH LCF	CLEARED LENGTH LU	EDP NO. UNCOATED	EDP NO. Ti-NAMITE-A (AlTiN)
#2	0.2210	5.61	3	1-3/4	1-13/32	51002	57168
5,7 mm	0.2244		93,0	57,0	45,0	61089	68331
#1	0.2280	5.79	3	1-3/4	1-13/32	51001	57169
5,8 mm	0.2283		93,0	57,0	45,0	61090	68332
5,9 mm	0.2323		93,0	57,0	45,0	61091	68333
A	0.2340	5.94	3-1/4	2	1-39/64	51201	57170
15/64	0.2344	5.95	3-1/4	2	1-39/64	51115	57171
6,0 mm	0.2362		93,0	57,0	45,0	61027	68281
B	0.2380	6.05	3-1/4	2	1-39/64	51202	57172
6,1 mm	0.2402		101,0	63,0	50,0	61092	68334
C	0.2420	6.15	3-1/4	2	1-39/64	51203	57173
6,2 mm	0.2441		101,0	63,0	50,0	61093	68335
D	0.2460	6.25	3-1/4	2	1-39/64	51204	57174
6,3 mm	0.2480		101,0	63,0	50,0	61094	68336
*1/4	0.2500	6.35	3-1/4	2	1-39/64	51116	57176
6,4 mm	0.2520		101,0	63,0	50,0	61095	68337
6,5 mm	0.2559		101,0	63,0	50,0	61029	68282
F	0.2570	6.53	3-1/4	2	1-39/64	51206	57177
6,6 mm	0.2598		101,0	63,0	50,0	61096	68338
G	0.2610	6.63	3-1/2	2-1/8	1-45/64	51207	57178
6,7 mm	0.2638		101,0	63,0	50,0	61097	68339
17/64	0.2656	6.75	3-1/2	2-1/8	1-45/64	51117	57179
H	0.2660	6.76	3-1/2	2-1/8	1-45/64	51208	57180
6,8 mm	0.2677		109,0	69,0	55,0	61098	68340
6,9 mm	0.2717		109,0	69,0	55,0	61099	68341
I	0.2720	6.91	3-1/2	2-1/8	1-45/64	51209	57181
7,0 mm	0.2756		109,0	69,0	55,0	61031	68283
J	0.2770	7.04	3-1/2	2-1/8	1-45/64	51210	57182
7,1 mm	0.2795		109,0	69,0	55,0	61100	68342
K	0.2810	7.14	3-1/2	2-1/8	1-45/64	51211	57183
9/32	0.2812	7.14	3-1/2	2-1/8	1-45/64	51118	57184
7,2 mm	0.2835		109,0	69,0	55,0	61101	68343
7,3 mm	0.2874		109,0	69,0	55,0	61102	68344
L	0.2900	7.37	3-1/2	2-1/8	1-45/64	51212	57185
7,4 mm	0.2913		109,0	69,0	55,0	61103	68345
M	0.2950	7.49	3-3/4	2-3/8	1-29/32	51213	57186
7,5 mm	0.2953		109,0	69,0	55,0	61033	68284
19/64	0.2969	7.54	3-3/4	2-3/8	1-29/32	51119	57187
7,6 mm	0.2992		117,0	75,0	60,0	61104	68346
N	0.3020	7.67	3-3/4	2-3/8	1-29/32	51214	57188
7,7 mm	0.3031		117,0	75,0	60,0	61105	68347
7,8 mm	0.3071		117,0	75,0	60,0	61106	68348
7,9 mm	0.3110		117,0	75,0	60,0	61107	68349
*5/16	0.3125	7.94	3-3/4	2-3/8	1-29/32	51120	57189
8,0 mm	0.3150		117,0	75,0	60,0	61035	68285
O	0.3160	8.03	3-3/4	2-3/8	1-29/32	51215	57190
8,1 mm	0.3189		117,0	75,0	60,0	61108	68350
8,2 mm	0.3228		117,0	75,0	60,0	61109	68351
P	0.3230	8.20	3-3/4	2-3/8	1-29/32	51216	57191
8,3 mm	0.3268		117,0	75,0	60,0	61110	68352
21/64	0.3281	8.33	4	2-1/2	2	51121	57192
8,4 mm	0.3307		117,0	75,0	60,0	61111	68353
Q	0.3320	8.43	4	2-1/2	2	51217	57193
8,5 mm	0.3346		117,0	75,0	60,0	61037	68286

continued on next page

2 Flute Drills • Metric: DIN 338

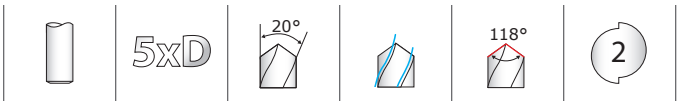

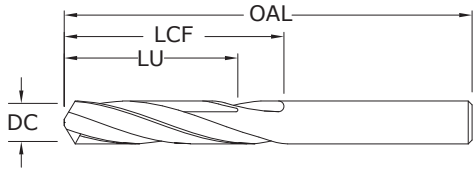

Pictured:
Series 101 Drill Set

101
FRACTIONAL & METRIC SERIES

CONTINUED

CUTTING DIAMETER DC	DECIMAL EQUIV.	METRIC EQUIV.	OVERALL LENGTH OAL	FLUTE LENGTH LCF	CLEARED LENGTH LU	EDP NO. UNCOATED	EDP NO. Ti-NAMITE-A (AlTiN)
8,6 mm	0.3386		125,0	81,0	64,0	61112	68354
R	0.3390	8.61	4	2-1/2	2	51218	57194
8,7 mm	0.3425		125,0	81,0	64,0	61113	68355
11/32	0.3438	8.73	4	2-1/2	2	51122	57195
8,8 mm	0.3465		125,0	81,0	64,0	61114	68356
S	0.3480	8.84	4	2-1/2	2	51219	57196
8,9 mm	0.3504		125,0	81,0	64,0	61115	68357
9,0 mm	0.3543		125,0	81,0	64,0	61039	68287
T	0.3580	9.09	4-1/4	2-3/4	2-13/64	51220	57197
9,1 mm	0.3583		125,0	81,0	64,0	61116	68358
23/64	0.3594	9.13	4-1/4	2-3/4	2-13/64	51123	57198
9,2 mm	0.3622		125,0	81,0	64,0	61117	68359
9,3 mm	0.3661		125,0	81,0	64,0	61118	68360
U	0.3680	9.35	4-1/4	2-3/4	2-13/64	51221	57199
9,4 mm	0.3701		125,0	81,0	64,0	61119	68361
9,5 mm	0.3740		125,0	81,0	64,0	61041	68288
*3/8	0.3750	9.53	4-1/4	2-3/4	2-13/64	51124	57200
V	0.3770	9.58	4-1/4	2-3/4	2-13/64	51222	57201
9,6 mm	0.3780		133,0	87,0	69,0	61120	68362
9,7 mm	0.3819		133,0	87,0	69,0	61121	68363
9,8 mm	0.3858		133,0	87,0	69,0	61122	68364
W	0.3860	9.80	4-1/2	2-7/8	2-19/64	51223	57202
9,9 mm	0.3898		133,0	87,0	69,0	61123	68365
25/64	0.3906	9.92	4-1/2	2-7/8	2-19/64	51125	57203
10,0 mm	0.3937		133,0	87,0	69,0	61043	68289
X	0.3970	10.08	4-1/2	2-7/8	2-19/64	51224	57204
10,2 mm	0.4016		133,0	87,0	69,0	61124	68366
Y	0.4040	10.26	4-1/2	2-7/8	2-19/64	51225	57205
13/32	0.4062	10.32	4-1/2	2-7/8	2-19/64	51126	57206
Z	0.4130	10.49	4-1/2	2-7/8	2-19/64	51226	57207
10,5 mm	0.4134		133,0	87,0	69,0	61045	68290
27/64	0.4219	10.72	4-1/2	2-7/8	2-19/64	51127	57208
11,0 mm	0.4331		142,0	94,0	75,0	61047	68291
7/16	0.4375	11.11	4-1/2	2-7/8	2-19/64	51128	57209
11,5 mm	0.4528		142,0	94,0	75,0	61049	68292
29/64	0.4531	11.51	4-3/4	3	2-13/32	51129	57210
15/32	0.4688	11.91	4-3/4	3	2-13/32	51130	57211
12,0 mm	0.4724		151,0	101,0	80,0	61051	68293
31/64	0.4844	12.30	4-3/4	3	2-13/32	51131	57212
1/2	0.5000	12.70	4-3/4	3	2-13/32	51132	57213
*Series 101 Set						61175	57351

TOLERANCES (inch)

DC = +0.0000/–0.0005

TOLERANCES (mm)

DC = +0,0000/–0,0127

- STEELS
- STAINLESS STEELS
- CAST IRON
- HIGH TEMP ALLOYS
- TITANIUM
- HARDENED STEELS
- NON-FERROUS
- PLASTICS/COMPOSITES

For patent information visit www.ksptpatents.com

Short Length Self Centering Drills • DIN 6539

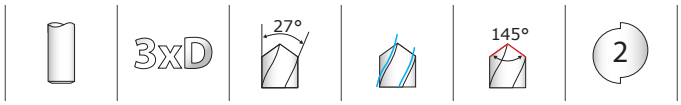

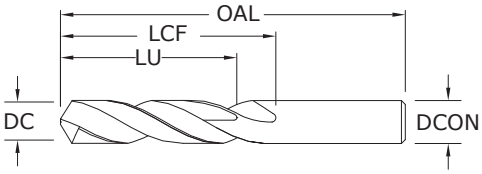

108M Plus
METRIC SERIES

TOLERANCES (mm)

≤3 DIAMETER
DC = +0,000/–0,010
DCON = h_6

>3–6 DIAMETER
DC = +0,000/–0,012
DCON = h_6

>6–10 DIAMETER
DC = +0,000/–0,015
DCON = h_6

>10–18 DIAMETER
DC = +0,000/–0,018
DCON = h_6

- STEELS
- STAINLESS STEELS
- CAST IRON
- HIGH TEMP ALLOYS
- TITANIUM
- HARDENED STEELS
- NON-FERROUS
- PLASTICS/COMPOSITES

For patent information visit www.ksptpatents.com

mm				EDP NO,	
CUTTING DIAMETER DC / DCON	OVERALL LENGTH OAL	FLUTE LENGTH LCF	CLEARED LENGTH LU	UNCOATED	Ti-NAMITE-A (AlTiN)
0,5	20,0	3,0	–	62001	68643
0,55	21,0	3,5	–	62003	68644
0,6	21,0	3,5	–	62005	68645
0,65	22,0	4,0	–	62007	68646
0,7	23,0	4,5	–	62009	68647
0,75	23,0	4,5	–	62011	68648
0,8	24,0	5,0	–	62013	68649
0,85	24,0	5,0	–	62015	68650
0,9	25,0	5,5	4,0	62017	68651
0,95	25,0	5,5	4,0	62019	68652
1,0	26,0	6,0	4,7	62021	68653
1,05	26,0	6,0	4,7	62023	68654
1,1	28,0	7,0	5,4	62025	68655
1,15	28,0	7,0	5,4	62027	68656
1,2	30,0	8,0	6,0	62029	68657
1,25	30,0	8,0	6,0	62031	68658
1,3	30,0	8,0	6,0	62033	68659
1,35	32,0	9,0	7,0	62035	68660
1,4	32,0	9,0	7,0	62037	68661
1,45	32,0	9,0	7,0	62039	68662
1,5	32,0	9,0	7,0	62041	68663
1,6	34,0	10,0	7,0	62043	68664
1,7	34,0	10,0	7,0	62045	68665
1,8	36,0	11,0	8,0	62047	68666
1,9	36,0	11,0	8,0	62049	68667
2,0	38,0	12,0	9,0	62051	68668
2,1	38,0	12,0	9,0	62053	68669
2,2	40,0	13,0	10,0	62055	68670
2,3	40,0	13,0	10,0	62057	68671
2,4	43,0	14,0	11,0	62059	68672
2,5	43,0	14,0	11,0	62061	68673
2,6	43,0	14,0	11,0	62063	68674
2,7	46,0	16,0	12,0	62065	68675
2,8	46,0	16,0	12,0	62067	68676

continued on next page

Short Length Self Centering Drills • DIN 6539

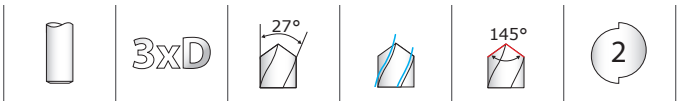

108M Plus

METRIC SERIES

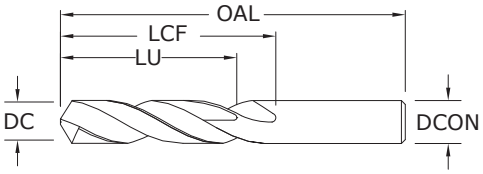

CONTINUED

mm				EDP NO,	
CUTTING DIAMETER DC/DCON	OVERALL LENGTH OAL	FLUTE LENGTH LCF	CLEARED LENGTH LU	UNCOATED	Ti-NAMITE-A (AlTiN)
2,9	46,0	16,0	12,0	62069	68677
3,0	46,0	16,0	12,0	62071	68678
3,1	49,0	18,0	14,0	62073	68679
3,2	49,0	18,0	14,0	62075	68680
3,3	49,0	18,0	14,0	62077	68681
3,4	52,0	20,0	15,0	62079	68682
3,5	52,0	20,0	15,0	62081	68683
3,6	52,0	20,0	15,0	62083	68684
3,7	52,0	20,0	15,0	62085	68685
3,8	55,0	22,0	17,0	62087	68686
3,9	55,0	22,0	17,0	62089	68687
4,0	55,0	22,0	17,0	62091	68688
4,1	55,0	22,0	17,0	62093	68689
4,2	55,0	22,0	17,0	62095	68690
4,3	58,0	24,0	18,0	62097	68691
4,4	58,0	24,0	18,0	62099	68692
4,5	58,0	24,0	18,0	62101	68693
4,6	58,0	24,0	18,0	62103	68694
4,7	58,0	24,0	18,0	62105	68695
4,8	62,0	26,0	20,0	62107	68696
4,9	62,0	26,0	20,0	62109	68697
5,0	62,0	26,0	20,0	62111	68698
5,1	62,0	26,0	20,0	62113	68699
5,2	62,0	26,0	20,0	62115	68700
5,3	62,0	26,0	20,0	62117	68701
5,4	66,0	28,0	21,0	62119	68702
5,5	66,0	28,0	21,0	62121	68703
5,6	66,0	28,0	21,0	62123	68704
5,7	66,0	28,0	21,0	62125	68705
5,8	66,0	28,0	21,0	62127	68706
5,9	66,0	28,0	21,0	62129	68707
6,0	66,0	28,0	21,0	62131	68708

continued on next page

TOLERANCES (mm)

≤3 DIAMETER
DC = +0,000/–0,010
DCON = h_6

>3–6 DIAMETER
DC = +0,000/–0,012
DCON = h_6

>6–10 DIAMETER
DC = +0,000/–0,015
DCON = h_6

>10–16 DIAMETER
DC = +0,000/–0,018
DCON = h_6

- STEELS
- STAINLESS STEELS
- CAST IRON
- HIGH TEMP ALLOYS
- TITANIUM
- HARDENED STEELS
- NON-FERROUS
- PLASTICS/COMPOSITES

For patent information visit www.ksptpatents.com

Short Length Self Centering Drills • DIN 6539

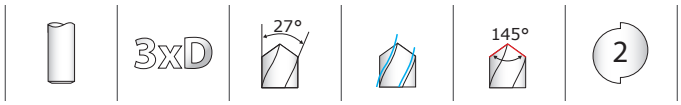

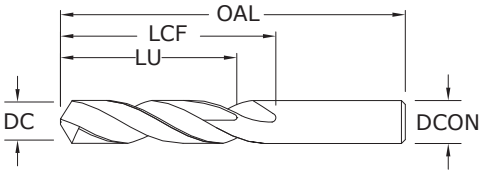

108M Plus
METRIC SERIES

CONTINUED

TOLERANCES (mm)

≤3 DIAMETER
DC = +0,000/–0,010
DCON = h_6

>3–6 DIAMETER
DC = +0,000/–0,012
DCON = h_6

>6–10 DIAMETER
DC = +0,000/–0,015
DCON = h_6

>10–16 DIAMETER
DC = +0,000/–0,018
DCON = h_6

- STEELS
- STAINLESS STEELS
- CAST IRON
- HIGH TEMP ALLOYS
- TITANIUM
- HARDENED STEELS
- NON-FERROUS
- PLASTICS/COMPOSITES

For patent information visit www.ksptpatents.com

mm				EDP NO,	
CUTTING DIAMETER DC / DCON	OVERALL LENGTH OAL	FLUTE LENGTH LCF	CLEARED LENGTH LU	UNCOATED	Ti-NAMITE-A (AlTiN)
6,1	70,0	31,0	23,0	62133	68709
6,2	70,0	31,0	23,0	62135	68710
6,3	70,0	31,0	23,0	62137	68711
6,4	70,0	31,0	23,0	62139	68712
6,5	70,0	31,0	23,0	62141	68713
6,8	70,0	31,0	23,0	62142	68603
7,0	74,0	34,0	25,0	62143	68718
7,5	74,0	34,0	25,0	62145	68723
7,8	79,0	37,0	27,0	62146	68604
8,0	79,0	37,0	27,0	62147	68728
8,5	79,0	37,0	27,0	62149	68733
9,0	84,0	40,0	29,0	62151	68738
9,5	84,0	40,0	29,0	62153	68743
9,8	89,0	43,0	31,0	62154	68606
10,0	89,0	43,0	31,0	62155	68748
10,2	89,0	43,0	31,0	62156	68607
10,5	89,0	43,0	31,0	62066	68753
11,0	95,0	47,0	33,0	62157	68758
11,5	95,0	47,0	33,0	62084	68763
11,8	102,0	51,0	35,0	62158	68608
12,0	102,0	51,0	35,0	62159	68768
12,5	102,0	51,0	35,0	62102	68773
13,0	102,0	51,0	35,0	62112	68778
13,8	107,0	54,0	37,0	62164	68609
14,0	107,0	54,0	37,0	62116	68780
14,5	111,0	56,0	38,0	62166	68611
14,8	111,0	56,0	38,0	62167	68612
15,0	111,0	56,0	38,0	62168	68613
15,8	115,0	58,0	38,0	62170	68614
16,0	115,0	58,0	38,0	62171	68616

2 Flute Drills

	Series 101 Fractional	Hardness	Vc (sfm)		DC • in 1/64	1/32	1/16	1/8	1/4	3/8	1/2
P	CARBON STEELS 1018, 1040, 1080, 1090, 10L50, 1140, 1212, 12L15, 1525, 1536	≤ 175 Bhn or ≤ 7 HRc	265	RPM	64787	32394	16197	8098	4049	2699	2025
			(212-318)	Fr	0.00021	0.0004	0.0008	0.0017	0.0033	0.0050	0.0067
				Feed (ipm)	13.5	13.5	13.5	13.5	13.5	13.5	13.5
		≤ 300 Bhn or ≤ 32 HRc	125	RPM	30560	15280	7640	3820	1910	1273	955
			(100-150)	Fr	0.00020	0.0004	0.0008	0.0016	0.0031	0.0047	0.0063
				Feed (ipm)	6.0	6.0	6.0	6.0	6.0	6.0	6.0
		≤ 425 Bhn or ≤ 45 HRc	85	RPM	20781	10390	5195	2598	1299	866	649
			(68-102)	Fr	0.00011	0.0002	0.0004	0.0008	0.0017	0.0025	0.0034
				Feed (ipm)	2.2	2.2	2.2	2.2	2.2	2.2	2.2
	ALLOY STEELS 4140, 4150, 4320, 5120, 5150, 8630, 86L20, 50100	≤ 275 Bhn or ≤ 28 HRc	230	RPM	56230	28115	14058	7029	3514	2343	1757
			(184-276)	Fr	0.00019	0.0004	0.0007	0.0015	0.0030	0.0045	0.0060
				Feed (ipm)	10.5	10.5	10.5	10.5	10.5	10.5	10.5
		≤ 375 Bhn or ≤ 40 HRc	145	RPM	35450	17725	8862	4431	2216	1477	1108
			(116-174)	Fr	0.00019	0.0004	0.0007	0.0015	0.0030	0.0045	0.0060
				Feed (ipm)	6.6	6.6	6.6	6.6	6.6	6.6	6.6
		≤ 450 Bhn or ≤ 48 HRc	60	RPM	14669	7334	3667	1834	917	611	458
			(48-72)	Fr	0.00008	0.0002	0.0003	0.0007	0.0013	0.0020	0.0026
				Feed (ipm)	1.2	1.2	1.2	1.2	1.2	1.2	1.2
M	STAINLESS STEELS (FREE MACHINING) 303, 416, 420F, 430F 440F	≤ 250 Bhn or ≤ 24 HRc	210	RPM	51341	25670	12835	6418	3209	2139	1604
			(168-252)	Fr	0.00015	0.0003	0.0006	0.0012	0.0024	0.0036	0.0048
				Feed (ipm)	7.7	7.7	7.7	7.7	7.7	7.7	7.7
		≤ 330 Bhn or ≤ 36 HRc	110	RPM	26893	13446	6723	3362	1681	1121	840
			(88-132)	Fr	0.00009	0.0002	0.0004	0.0007	0.0015	0.0022	0.0030
				Feed (ipm)	2.5	2.5	2.5	2.5	2.5	2.5	2.5
	STAINLESS STEELS (DIFFICULT) 304, 316, 321, 13-8 PH, 15-5PH, 17-4 PH, Custom 450	≤ 275 Bhn or ≤ 28 HRc	65	RPM	15891	7946	3973	1986	993	662	497
			(52-78)	Fr	0.00010	0.0002	0.0005	0.0009	0.0018	0.0025	0.0035
				Feed (ipm)	1.7	1.7	1.7	1.7	1.7	1.7	1.7
		≤ 375 Bhn or ≤ 40 HRc	55	RPM	13446	6723	3362	1681	840	560	420
			(44-66)	Fr	0.00010	0.0002	0.0004	0.0008	0.0015	0.0023	0.0031
				Feed (ipm)	1.3	1.3	1.3	1.3	1.3	1.3	1.3
K	CAST IRONS Gray, Malleable, Ductile	≤ 220 Bhn or ≤ 19 HRc	280	RPM	68454	34227	17114	8557	4278	2852	2139
			(224-336)	Fr	0.00026	0.0005	0.0010	0.0020	0.0041	0.0061	0.0082
				Feed (ipm)	17.5	17.5	17.5	17.5	17.5	17.5	17.5
		≤ 330 Bhn or ≤ 36 HRc	250	RPM	61120	30560	15280	7640	3820	2547	1910
			(200-300)	Fr	0.00025	0.0005	0.0010	0.0020	0.0041	0.0061	0.0081
				Feed (ipm)	15.5	15.5	15.5	15.5	15.5	15.5	15.5

continued on next page

2 Flute Drills

	Series 101 Fractional	Hardness	Vc (sfm)		DC • in 1/64	1/32	1/16	1/8	1/4	3/8	1/2
N	ALUMINUM ALLOYS 2017, 2024, 356, 6061, 7075	≤ 80 Bhn or ≤ 47 HRb	540	RPM	132019	66010	33005	16502	8251	5501	4126
			(432-648)	Fr	0.00030	0.0006	0.0012	0.0024	0.0048	0.0073	0.0097
				Feed (ipm)	40.0	40.0	40.0	40.0	40.0	40.0	40.0
		≤ 150 Bhn or ≤ 7 HRc	455	RPM	111238	55619	27810	13905	6952	4635	3476
			(364-546)	Fr	0.00031	0.0006	0.0013	0.0025	0.0050	0.0076	0.0101
				Feed (ipm)	35.0	35.0	35.0	35.0	35.0	35.0	35.0
	COPPER ALLOYS Alum Bronze, C110, Muntz Brass	≤ 140 Bhn or ≤ 3 HRc	190	RPM	46451	23226	11613	5806	2903	1935	1452
			(152-228)	Fr	0.00015	0.0003	0.0006	0.0012	0.0024	0.0036	0.0048
				Feed (ipm)	7.0	7.0	7.0	7.0	7.0	7.0	7.0
		≤ 200 Bhn or ≤ 23 HRc	175	RPM	42784	21392	10696	5348	2674	1783	1337
			(140-210)	Fr	0.00015	0.0003	0.0006	0.0012	0.0024	0.0036	0.0048
				Feed (ipm)	6.4	6.4	6.4	6.4	6.4	6.4	6.4
	PLASTICS Polycarbonate, PVC		500	RPM	122240	61120	30560	15280	7640	5093	3820
			(400-600)	Fr	0.00031	0.0006	0.0012	0.0025	0.0050	0.0075	0.0099
				Feed (ipm)	38.0	38.0	38.0	38.0	38.0	38.0	38.0
S	SUPER ALLOYS (NICKEL, COBALT, IRON BASE) Inconel 601, 617, 625, Incoloy 800, Monel 400, Rene, Waspaloy	≤ 220 Bhn or ≤ 19 HRc	40	RPM	9779	4890	2445	1222	611	407	306
			(32-48)	Fr	0.00010	0.0002	0.0004	0.0008	0.0016	0.0025	0.0033
				Feed (ipm)	1.0	1.0	1.0	1.0	1.0	1.0	1.0
		≤ 320 Bhn or ≤ 34 HRc	25	RPM	6112	3056	1528	764	382	255	191
			(20-30)	Fr	0.00010	0.0002	0.0004	0.0008	0.0016	0.0024	0.0031
				Feed (ipm)	0.6	0.6	0.6	0.6	0.6	0.6	0.6
		≤ 425 Bhn or ≤ 45 HRc	20	RPM	4890	2445	1222	611	306	204	153
			(16-24)	Fr	0.00004	0.0001	0.0002	0.0003	0.0007	0.0010	0.0013
				Feed (ipm)	0.2	0.2	0.2	0.2	0.2	0.2	0.2
	TITANIUM ALLOYS (DIFFICULT) Pure Titanium, Ti6Al4V, Ti6Al2Sn4Zr2Mo, Ti4Al4Mo2Sn0.5Si, Ti-6Al4V	≤ 275 Bhn or ≤ 28 HRc	85	RPM	20781	10390	5195	2598	1299	866	649
			(68-102)	Fr	0.00020	0.0004	0.0008	0.0016	0.0032	0.0049	0.0065
				Feed (ipm)	4.2	4.2	4.2	4.2	4.2	4.2	4.2
		≤ 350 Bhn or ≤ 38 HRc	65	RPM	15891	7946	3973	1986	993	662	497
			(52-78)	Fr	0.00011	0.0002	0.0004	0.0009	0.0017	0.0026	0.0034
				Feed (ipm)	1.7	1.7	1.7	1.7	1.7	1.7	1.7
		≤ 440 Bhn or ≤ 47 HRc	55	RPM	13446	6723	3362	1681	840	560	420
			(44-66)	Fr	0.00010	0.0002	0.0004	0.0008	0.0015	0.0023	0.0031
				Feed (ipm)	1.3	1.3	1.3	1.3	1.3	1.3	1.3
H	TOOL STEELS A2, D2, H13, L2, M2, P20, S7, T15, W2	≤ 250 Bhn or ≤ 24 HRc	85	RPM	20781	10390	5195	2598	1299	866	649
			(68-102)	Fr	0.00011	0.0002	0.0004	0.0009	0.0018	0.0027	0.0035
				Feed (ipm)	2.3	2.3	2.3	2.3	2.3	2.3	2.3
		≤ 375 Bhn or ≤ 40 HRc	55	RPM	13446	6723	3362	1681	840	560	420
			(44-66)	Fr	0.00005	0.0001	0.0002	0.0004	0.0008	0.0012	0.0017
				Feed (ipm)	0.7	0.7	0.7	0.7	0.7	0.7	0.7
		≤ 475 Bhn or ≤ 50 HRc	40	RPM	9779	4890	2445	1222	611	407	306
			(32-48)	Fr	0.00005	0.0001	0.0002	0.0004	0.0008	0.0012	0.0016
				Feed (ipm)	0.5	0.5	0.5	0.5	0.5	0.5	0.5

Bhn (Brinell) HRc (Rockwell C) HRb (Rockwell B)
rpm = Vc x 3.82 / DC
ipm = Fr x rpm
reduce speed and feed 30 percent when using uncoated drills
reduce speed and feed for materials harder than listed
refer to the SGS Tool Wizard® for complete technical information (www.kyocera-sgstool.com)

2 Flute Drills
Short Length Self Centering Drills • DIN 6539

	Series 101M, 108M Metric	Hardness	Vc (m/min)		DC • mm 1	3	6	8	10	12	16
P	CARBON STEELS 1018, 1040, 1080, 1090, 10L50, 1140, 1212, 12L15, 1525, 1536	≤ 175 Bhn or ≤ 7 HRc	81	RPM	25690	8563	4282	3211	2569	2141	1606
			(65-97)	Fr	0.014	0.041	0.082	0.109	0.136	0.163	0.218
				Feed (mm/min)	350	350	350	350	350	350	350
		≤ 300 Bhn or ≤ 32 HRc	38	RPM	12118	4039	2020	1515	1212	1010	757
			(30-46)	Fr	0.012	0.036	0.072	0.096	0.120	0.144	0.191
				Feed (mm/min)	145	145	145	145	145	145	145
		≤ 425 Bhn or ≤ 45 HRc	26	RPM	8240	2747	1373	1030	824	687	515
			(21-31)	Fr	0.007	0.020	0.040	0.053	0.067	0.080	0.107
				Feed (mm/min)	55	55	55	55	55	55	55
	ALLOY STEELS 4140, 4150, 4320, 5120, 5150, 8630, 86L20, 50100	≤ 275 Bhn or ≤ 28 HRc	70	RPM	22297	7432	3716	2787	2230	1858	1394
			(56-84)	Fr	0.012	0.036	0.073	0.097	0.121	0.145	0.194
				Feed (mm/min)	270	270	270	270	270	270	270
		≤ 375 Bhn or ≤ 40 HRc	44	RPM	14057	4686	2343	1757	1406	1171	879
			(35-53)	Fr	0.012	0.036	0.073	0.097	0.121	0.145	0.194
				Feed (mm/min)	170	170	170	170	170	170	170
		≤ 450 Bhn or ≤ 48 HRc	18	RPM	5816	1939	969	727	582	485	364
			(15-22)	Fr	0.005	0.015	0.030	0.040	0.050	0.060	0.080
				Feed (mm/min)	29	29	29	29	29	29	29
M	STAINLESS STEELS (FREE MACHINING) 303, 416, 420F, 430F 440F	≤ 250 Bhn or ≤ 24 HRc	64	RPM	20358	6786	3393	2545	2036	1696	1272
			(51-77)	Fr	0.010	0.029	0.059	0.079	0.098	0.118	0.157
				Feed (mm/min)	200	200	200	200	200	200	200
		≤ 330 Bhn or ≤ 36 HRc	34	RPM	10664	3555	1777	1333	1066	889	666
			(27-40)	Fr	0.006	0.017	0.034	0.045	0.056	0.068	0.090
				Feed (mm/min)	60	60	60	60	60	60	60
	STAINLESS STEELS (DIFFICULT) 304, 316, 321, 13-8 PH, 15-5PH, 17-4 PH, Custom 450	≤ 275 Bhn or ≤ 28 HRc	20	RPM	6301	2100	1050	788	630	525	394
			(16-24)	Fr	0.007	0.021	0.043	0.057	0.071	0.086	0.114
				Feed (mm/min)	45	45	45	45	45	45	45
		≤ 375 Bhn or ≤ 40 HRc	17	RPM	5332	1777	889	666	533	444	333
			(13-20)	Fr	0.007	0.020	0.039	0.053	0.066	0.079	0.105
				Feed (mm/min)	35	35	35	35	35	35	35
K	CAST IRONS Gray, Malleable, Ductile	≤ 220 Bhn or ≤ 19 HRc	85	RPM	27144	9048	4524	3393	2714	2262	1696
			(68-102)	Fr	0.016	0.049	0.097	0.130	0.162	0.195	0.259
				Feed (mm/min)	440	440	440	440	440	440	440
		≤ 330 Bhn or ≤ 36 HRc	76	RPM	24235	8078	4039	3029	2424	2020	1515
			(61-91)	Fr	0.017	0.050	0.099	0.132	0.165	0.198	0.264
				Feed (mm/min)	400	400	400	400	400	400	400

continued on next page

2 Flute Drills
Short Length Self Centering Drills • DIN 6539

	Series 101M, 108M Metric	Hardness	Vc (m/min)		DC • mm 1	3	6	8	10	12	16
N	ALUMINUM ALLOYS 2017, 2024, 356, 6061, 7075	≤ 80 Bhn or ≤ 47 HRb	165	RPM	52348	17449	8725	6544	5235	4362	3272
			(132-198)	Fr	0.020	0.060	0.120	0.160	0.200	0.240	0.319
				Feed (mm/min)	1045	1045	1045	1045	1045	1045	1045
		≤ 150 Bhn or ≤ 7 HRc	139	RPM	44108	14703	7351	5514	4411	3676	2757
			(111-166)	Fr	0.020	0.060	0.120	0.160	0.200	0.239	0.319
				Feed (mm/min)	880	880	880	880	880	880	880
	COPPER ALLOYS Alum Bronze, C110, Muntz Brass	≤ 140 Bhn or ≤ 3 HRc	58	RPM	18419	6140	3070	2302	1842	1535	1151
			(46-69)	Fr	0.010	0.030	0.060	0.080	0.100	0.121	0.161
				Feed (mm/min)	185	185	185	185	185	185	185
		≤ 200 Bhn or ≤ 23 HRc	53	RPM	16965	5655	2827	2121	1696	1414	1060
			(43-64)	Fr	0.010	0.030	0.060	0.080	0.100	0.120	0.160
				Feed (mm/min)	170	170	170	170	170	170	170
	PLASTICS Polycarbonate, PVC		152	RPM	48471	16157	8078	6059	4847	4039	3029
			(122-183)	Fr	0.020	0.060	0.120	0.160	0.200	0.240	0.320
				Feed (mm/min)	970	970	970	970	970	970	970
S	SUPER ALLOYS (NICKEL, COBALT, IRON BASE) Inconel 601, 617, 625, Incoloy 800, Monel 400, Rene, Waspaloy	≤ 220 Bhn or ≤ 19 HRc	12	RPM	3878	1293	646	485	388	323	242
			(10-15)	Fr	0.006	0.019	0.039	0.052	0.064	0.077	0.103
				Feed (mm/min)	25	25	25	25	25	25	25
		≤ 320 Bhn or ≤ 34 HRc	8	RPM	2424	808	404	303	242	202	151
			(6-9)	Fr	0.006	0.019	0.037	0.050	0.062	0.074	0.099
				Feed (mm/min)	15	15	15	15	15	15	15
		≤ 425 Bhn or ≤ 45 HRc	6	RPM	1939	646	323	242	194	162	121
			(5-7)	Fr	0.005	0.015	0.031	0.041	0.052	0.062	0.083
				Feed (mm/min)	10	10	10	10	10	10	10
S	TITANIUM ALLOYS (DIFFICULT) Pure Titanium, Ti6Al4V, Ti6Al2Sn4Zr2Mo, Ti4Al4Mo2Sn0.5Si, Ti-6Al4V	≤ 275 Bhn or ≤ 28 HRc	26	RPM	8240	2747	1373	1030	824	687	515
			(21-31)	Fr	0.013	0.040	0.080	0.107	0.133	0.160	0.214
				Feed (mm/min)	110	110	110	110	110	110	110
		≤ 350 Bhn or ≤ 38 HRc	20	RPM	6301	2100	1050	788	630	525	394
			(16-24)	Fr	0.007	0.021	0.043	0.057	0.071	0.086	0.114
				Feed (mm/min)	45	45	45	45	45	45	45
		≤ 440 Bhn or ≤ 47 HRc	17	RPM	5332	1777	889	666	533	444	333
			(13-20)	Fr	0.007	0.020	0.039	0.053	0.066	0.079	0.105
				Feed (mm/min)	35	35	35	35	35	35	35
H	TOOL STEELS A2, D2, H13, L2, M2, P20, S7, T15, W2	≤ 250 Bhn or ≤ 24 HRc	26	RPM	8240	2747	1373	1030	824	687	515
			(21-31)	Fr	0.007	0.020	0.040	0.053	0.067	0.080	0.107
				Feed (mm/min)	55	55	55	55	55	55	55
		≤ 375 Bhn or ≤ 40 HRc	17	RPM	5332	1777	889	666	533	444	333
			(13-20)	Fr	0.003	0.010	0.020	0.027	0.034	0.041	0.054
				Feed (mm/min)	18	18	18	18	18	18	18
		≤ 475 Bhn or ≤ 50 HRc	12	RPM	3878	1293	646	485	388	323	242
			(10-15)	Fr	0.003	0.009	0.019	0.025	0.031	0.037	0.050
				Feed (mm/min)	12	12	12	12	12	12	12

Bhn (Brinell) HRc (Rockwell C) HRb (Rockwell B)
rpm = (Vc x 1000) / (DC x 3.14)
mm/min = Fr x rpm
reduce speed and feed 30 percent when using uncoated drills
reduce speed and feed for materials harder than listed
refer to the SGS Tool Wizard® for complete technical information (www.kyocera-sgstool.com)

Straight Flute Drills • Metric: DIN 6539

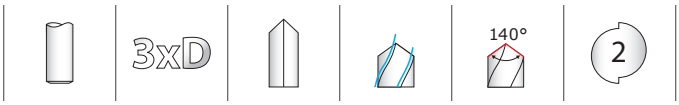

106
FRACTIONAL & METRIC SERIES

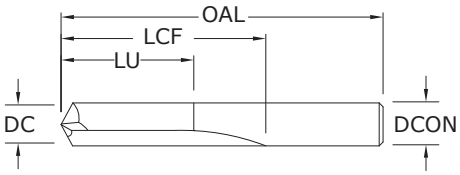

CUTTING DIAMETER DC / DCON	DECIMAL EQUIV.	METRIC EQUIV.	OVERALL LENGTH OAL	FLUTE LENGTH LCF	CLEARED LENGTH LU	EDP NO. UNCOATED	EDP NO. Ti-NAMITE-A (AlTiN)
1,0 mm	0.0394		26,0	6,0	4,5	66001	66002
#60	0.0400	1.02	1-1/2	1/2	13/32	56060	56269
#59	0.0410	1.04	1-1/2	1/2	13/32	56059	56268
#58	0.0420	1.07	1-1/2	1/2	13/32	56058	56267
#57	0.0430	1.09	1-1/2	1/2	13/32	56057	56266
#56	0.0465	1.18	1-1/2	1/2	13/32	56056	56265
3/64	0.0469	1.19	1-1/2	1/2	13/32	56103	56135
#55	0.0520	1.32	1-1/2	1/2	13/32	56055	56264
#54	0.0550	1.40	1-1/2	1/2	13/32	56054	56263
1,5 mm	0.0591		32,0	9,0	7,0	66003	66004
#53	0.0595	1.51	1-1/2	1/2	13/32	56053	56262
1/16	0.0625	1.59	1-1/2	5/8	1/2	56104	56136
#52	0.0635	1.61	1-11/16	11/16	35/64	56052	56261
#51	0.0670	1.70	1-11/16	11/16	35/64	56051	56260
#50	0.0700	1.78	1-11/16	11/16	35/64	56050	56259
#49	0.0730	1.85	1-11/16	11/16	35/64	56049	56258
#48	0.0760	1.93	1-11/16	11/16	35/64	56048	56257
5/64	0.0781	1.98	1-11/16	11/16	35/64	56105	56137
#47	0.0785	1.99	1-3/4	3/4	39/64	56047	56256
2,0 mm	0.0787		38,0	12,0	9,0	66005	66006
#46	0.0810	2.06	1-3/4	3/4	39/64	56046	56255
#45	0.0820	2.08	1-3/4	3/4	39/64	56045	56254
#44	0.0860	2.18	1-3/4	3/4	39/64	56044	56253
#43	0.0890	2.26	1-3/4	3/4	39/64	56043	56252
#42	0.0935	2.37	1-3/4	3/4	39/64	56042	56251
3/32	0.0938	2.38	1-3/4	3/4	39/64	56106	56138
#41	0.0960	2.44	1-13/16	13/16	21/32	56041	56250
#40	0.0980	2.49	1-13/16	13/16	21/32	56040	56249
2,5 mm	0.0984		43,0	14,0	11,0	66007	66008
#39	0.0995	2.53	1-13/16	13/16	21/32	56039	56248
#38	0.1015	2.58	1-13/16	13/16	21/32	56038	56247
#37	0.1040	2.64	1-13/16	13/16	21/32	56037	56246
#36	0.1065	2.71	1-13/16	13/16	21/32	56036	56245
7/64	0.1094	2.78	1-13/16	13/16	21/32	56107	56139
#35	0.1100	2.79	1-7/8	7/8	45/64	56035	56244
#34	0.1110	2.82	1-7/8	7/8	45/64	56034	56243

continued on next page

TOLERANCES (inch)

DC = +0.0000/–0.0005
DCON = h_6

TOLERANCES (mm)

DC = +0,0000/–0,0127
DCON = h_6

STEELS
CAST IRON
HARDENED STEELS

For patent information visit www.ksptpatents.com

Straight Flute Drills • Metric: DIN 6539

CONTINUED

CUTTING DIAMETER DC / DCON	DECIMAL EQUIV.	METRIC EQUIV.	OVERALL LENGTH OAL	FLUTE LENGTH LCF	CLEARED LENGTH LU	EDP NO. UNCOATED	EDP NO. Ti-NAMITE-A (AlTiN)
#33	0.1130	2.87	1-7/8	7/8	45/64	56033	56242
#32	0.1160	2.95	1-7/8	7/8	45/64	56032	56241
3,0 mm	0.1181		46,0	16,0	12,0	66009	66010
#31	0.1200	3.05	1-7/8	7/8	45/64	56031	56240
1/8	0.1250	3.18	1-7/8	7/8	45/64	56108	56140
#30	0.1285	3.26	1-15/16	15/16	3/4	56030	56239
#29	0.1360	3.45	1-15/16	15/16	3/4	56029	56238
3,5 mm	0.1378		52,0	20,0	15,0	66011	66012
#28	0.1405	3.57	1-15/16	15/16	3/4	56028	56237
9/64	0.1406	3.57	1-15/16	15/16	3/4	56109	56141
#27	0.1440	3.66	2-1/16	1	51/64	56027	56236
#26	0.1470	3.73	2-1/16	1	51/64	56026	56235
#25	0.1495	3.80	2-1/16	1	51/64	56025	56234
#24	0.1520	3.86	2-1/16	1	51/64	56024	56233
#23	0.1540	3.91	2-1/16	1	51/64	56023	56232
5/32	0.1562	3.97	2-1/16	1	51/64	56110	56142
#22	0.1570	3.99	2-1/8	1-1/16	55/64	56022	56231
4,0 mm	0.1575		55,0	22,0	17,0	66013	66014
#21	0.1590	4.04	2-1/8	1-1/16	55/64	56021	56230
#20	0.1610	4.09	2-1/8	1-1/16	55/64	56020	56229
#19	0.1660	4.22	2-1/8	1-1/16	55/64	56019	56228
#18	0.1695	4.31	2-1/8	1-1/16	55/64	56018	56227
11/64	0.1719	4.37	2-1/8	1-1/16	55/64	56111	56143
#17	0.1730	4.39	2-3/16	1-1/8	29/32	56017	56226
#16	0.1770	4.50	2-3/16	1-1/8	29/32	56016	56225
4,5 mm	0.1772		58,0	24,0	18,0	66015	66016
#15	0.1800	4.57	2-3/16	1-1/8	29/32	56015	56224
#14	0.1820	4.62	2-3/16	1-1/8	29/32	56014	56223
#13	0.1850	4.70	2-3/16	1-1/8	29/32	56013	56222
3/16	0.1875	4.76	2-3/16	1-1/8	29/32	56112	56144
#12	0.1890	4.80	2-3/16	1-1/8	29/32	56012	56221
#11	0.1910	4.85	2-3/16	1-1/8	29/32	56011	56220
#10	0.1935	4.91	2-3/16	1-1/8	29/32	56010	56219
#9	0.1960	4.98	2-1/4	1-3/16	61/64	56009	56218
5,0 mm	0.1969		62,0	26,0	20,0	66017	66018
#8	0.1990	5.05	2-1/4	1-3/16	61/64	56008	56217
#7	0.2010	5.11	2-1/4	1-3/16	61/64	56007	56216
13/64	0.2031	5.16	2-1/4	1-3/16	61/64	56113	56145
#6	0.2040	5.18	2-3/8	1-1/4	1	56006	56215
#5	0.2055	5.22	2-3/8	1-1/4	1	56005	56214
#4	0.2090	5.31	2-3/8	1-1/4	1	56004	56213
#3	0.2130	5.41	2-3/8	1-1/4	1	56003	56212
5,5 mm	0.2165		66,0	28,0	21,0	66019	66020
7/32	0.2188	5.56	2-3/8	1-1/4	1	56114	56146
#2	0.2210	5.61	2-7/16	1-5/16	1-3/64	56002	56211
#1	0.2280	5.79	2-7/16	1-5/16	1-3/64	56001	56210

continued on next page

Straight Flute Drills • Metric: DIN 6539

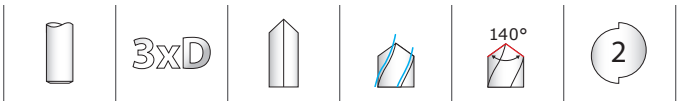

106

FRACTIONAL & METRIC SERIES

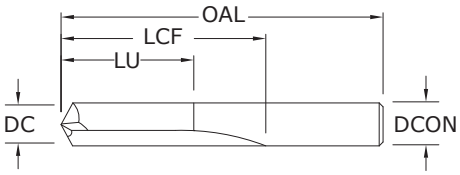

CUTTING DIAMETER DC / DCON	DECIMAL EQUIV.	METRIC EQUIV.	OVERALL LENGTH OAL	FLUTE LENGTH LCF	CLEARED LENGTH LU	EDP NO. UNCOATED	EDP NO. Ti-NAMITE-A (AlTiN)
15/64	0.2344	5.95	2-7/16	1-5/16	1-3/64	56115	56147
6,0 mm	0.2362		66,0	28,0	21,0	66021	66045
1/4	0.2500	6.35	2-1/2	1-3/8	1-7/64	56116	56148
6,5 mm	0.2559		70,0	31,0	23,0	66022	66046
17/64	0.2656	6.75	2-5/8	1-7/16	1-7/64	56117	56149
7,0 mm	0.2756		74,0	34,0	25,0	66023	66024
9/32	0.2812	7.14	2-11/16	1-1/2	1-13/64	56118	56150
7,5 mm	0.2953		74,0	34,0	25,0	66025	66026
19/64	0.2969	7.54	2-3/4	1-9/16	1-1/4	56119	56151
5/16	0.3125	7.94	2-13/16	1-5/8	1-19/64	56120	56152
8,0 mm	0.3150		79,0	37,0	27,0	66027	66028
21/64	0.3281	8.33	2-15/16	1-11/16	1-23/64	56121	56153
8,5 mm	0.3346		79,0	37,0	27,0	66029	66030
11/32	0.3438	8.73	3	1-11/16	1-23/64	56122	56154
9,0 mm	0.3543		84,0	40,0	29,0	66031	66032
23/64	0.3594	9.13	3-1/16	1-3/4	1-13/32	56123	56155
9,5 mm	0.3740		84,0	40,0	29,0	66033	66034
3/8	0.3750	9.53	3-1/8	1-13/16	1-29/64	56124	56156
25/64	0.3906	9.92	3-1/4	1-7/8	1-1/2	56125	56157
10,0 mm	0.3937		89,0	43,0	31,0	66035	66036
13/32	0.4062	10.32	3-5/16	1-15/16	1-35/64	56126	56158
10,5 mm	0.4134		89,0	43,0	31,0	66037	66038
27/64	0.4219	10.72	3-3/8	2	1-39/64	56127	56159
11,0 mm	0.4331		95,0	47,0	33,0	66039	66040
7/16	0.4375	11.11	3-7/16	2-1/16	1-21/32	56128	56160
11,5 mm	0.4528		95,0	47,0	33,0	66041	66042
29/64	0.4531	11.51	3-9/16	2-1/8	1-45/64	56129	56161
15/32	0.4688	11.91	3-5/8	2-1/8	1-45/64	56130	56162
12,0 mm	0.4724		102,0	51,0	35,0	66043	66044
31/64	0.4844	12.30	3-11/16	2-3/16	1-3/4	56131	56163
1/2	0.5000	12.70	3-3/4	2-1/4	1-51/64	56132	56164

TOLERANCES (inch)

DC = +0.0000/–0.0005
DCON = h_6

TOLERANCES (mm)

DC = +0,0000/–0,0127
DCON = h_6

STEELS
CAST IRON
HARDENED STEELS

For patent information visit www.ksptpatents.com

Straight Flute Drills

	Series 106 Fractional	Hardness	Vc (sfm)		DC • in 1/16	1/8	3/16	1/4	3/8	1/2
P	ALLOY STEELS 4140, 4150, 4320, 5120, 5150, 8630, 86L20, 50100	≤ 500 Bhn or ≤ 52 HRc	60	RPM	3667	1834	1222	917	611	458
			(48-72)	Fr	0.0004	0.0007	0.0011	0.0014	0.0021	0.0028
				Feed (ipm)	1.3	1.3	1.3	1.3	1.3	1.3
		≤ 615 Bhn or ≤ 58 HRc	50	RPM	3056	1528	1019	764	509	382
			(40-60)	Fr	0.0004	0.0008	0.0012	0.0016	0.0024	0.0031
				Feed (ipm)	1.2	1.2	1.2	1.2	1.2	1.2
K	CAST IRONS Gray, Malleable, Ductile	≤ 220 Bhn or ≤ 19 HRc	250	RPM	15280	7640	5093	3820	2547	1910
			(200-300)	Fr	0.0010	0.0020	0.0030	0.0041	0.0061	0.0081
				Feed (ipm)	15.5	15.5	15.5	15.5	15.5	15.5
		≤ 330 Bhn or ≤ 36 HRc	195	RPM	11918	5959	3973	2980	1986	1490
			(156-234)	Fr	0.0010	0.0020	0.0030	0.0040	0.0060	0.0081
				Feed (ipm)	12.0	12.0	12.0	12.0	12.0	12.0
H	TOOL STEELS A2, D2, H13, L2, M2, P20, S7, T15, W2	≤ 500 Bhn or ≤ 52 HRc	60	RPM	3667	1834	1222	917	611	458
			(48-72)	Fr	0.0004	0.0007	0.0011	0.0014	0.0021	0.0028
				Feed (ipm)	1.3	1.3	1.3	1.3	1.3	1.3
		≤ 615 Bhn or ≤ 58 HRc	50	RPM	3056	1528	1019	764	509	382
			(40-60)	Fr	0.0004	0.0008	0.0012	0.0016	0.0024	0.0031
				Feed (ipm)	1.2	1.2	1.2	1.2	1.2	1.2

Bhn (Brinell) HRc (Rockwell C)
rpm = Vc x 3.82 / DC
ipm = Fr x rpm
reduce speed and feed 30 percent when using uncoated drills
refer to the SGS Tool Wizard® for complete technical information (www.kyocera-sgstool.com)

	Series 106M Metric	Hardness	Vc (m/min)		DC • mm 1	3	6	8	10	12
P	ALLOY STEELS 4140, 4150, 4320, 5120, 5150, 8630, 86L20, 50100	≤ 500 Bhn or ≤ 52 HRc	18	RPM	5816	1939	969	727	582	485
			(15-22)	Fr	0.006	0.018	0.035	0.047	0.058	0.070
				Feed (mm/min)	34	34	34	34	34	34
		≤ 615 Bhn or ≤ 58 HRc	15	RPM	4847	1616	808	606	485	404
			(12-18)	Fr	0.006	0.017	0.033	0.045	0.056	0.067
				Feed (mm/min)	27	27	27	27	27	27
K	CAST IRONS Gray, Malleable, Ductile	≤ 220 Bhn or ≤ 19 HRc	76	RPM	24235	8078	4039	3029	2424	2020
			(61-91)	Fr	0.016	0.048	0.096	0.128	0.160	0.192
				Feed (mm/min)	395	395	395	395	395	395
		≤ 330 Bhn or ≤ 36 HRc	59	RPM	18904	6301	3151	2363	1890	1575
			(48-71)	Fr	0.016	0.048	0.096	0.128	0.160	0.192
				Feed (mm/min)	305	305	305	305	305	305
H	TOOL STEELS A2, D2, H13, L2, M2, P20, S7, T15, W2	≤ 500 Bhn or ≤ 52 HRc	18	RPM	5816	1939	969	727	582	485
			(15-22)	Fr	0.006	0.018	0.035	0.047	0.058	0.070
				Feed (mm/min)	34	34	34	34	34	34
		≤ 615 Bhn or ≤ 58 HRc	15	RPM	4847	1616	808	606	485	404
			(12-18)	Fr	0.006	0.017	0.033	0.045	0.056	0.067
				Feed (mm/min)	27	27	27	27	27	27

Bhn (Brinell) HRc (Rockwell C)
rpm = (Vc x 1000) / (DC x 3.14)
mm/min = Fr x rpm
reduce speed and feed 30 percent when using uncoated drills
refer to the SGS Tool Wizard® for complete technical information (www.kyocera-sgstool.com)

3 Flute Drills • Metric: DIN 6539

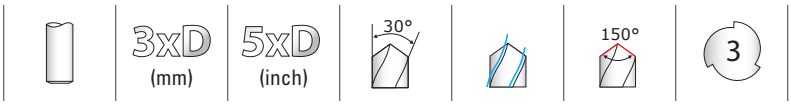

103
FRACTIONAL & METRIC SERIES

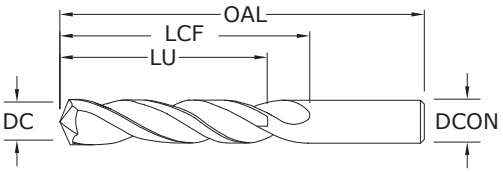

CUTTING DIAMETER DC / DCON	DECIMAL EQUIV.	METRIC EQUIV.	OVERALL LENGTH OAL	FLUTE LENGTH LCF	CLEARED LENGTH LU	EDP NO. UNCOATED	EDP NO. Ti-NAMITE-A (AlTiN)
#36	0.1065	2.71	2-1/4	1-1/4	1	53036	58011
7/64	0.1094	2.78	2-1/4	1-1/4	1	53107	58012
#35	0.1100	2.79	2-1/4	1-1/4	1	53035	58013
#34	0.1110	2.82	2-1/4	1-1/4	1	53034	58014
#33	0.1130	2.87	2-1/4	1-1/4	1	53033	58015
#32	0.1160	2.95	2-1/4	1-1/4	1	53032	58016
3,0 mm	0.1181		46,0	16,0	12,0	63000	68965
#31	0.1200	3.05	2-1/4	1-1/4	1	53031	58017
3,1 mm	0.1220		49,0	18,0	14,0	63044	68966
1/8	0.1250	3.18	2-1/4	1-1/4	1	53108	58018
3,2 mm	0.1260		49,0	18,0	14,0	63045	68967
#30	0.1285	3.26	2-1/4	1-1/4	1	53030	58019
3,3 mm	0.1299		49,0	18,0	14,0	63001	68968
3,4 mm	0.1339		52,0	20,0	15,0	63046	68969
#29	0.1360	3.45	2-1/2	1-3/8	1-7/64	53029	58020
3,5 mm	0.1378		52,0	20,0	15,0	63002	68970
#28	0.1405	3.57	2-1/2	1-3/8	1-7/64	53028	58021
9/64	0.1406	3.57	2-1/2	1-3/8	1-7/64	53109	58022
3,6 mm	0.1417		52,0	20,0	15,0	63047	68971
#27	0.1440	3.66	2-1/2	1-3/8	1-7/64	53027	58023
3,7 mm	0.1457		52,0	20,0	15,0	63003	68972
#26	0.1470	3.73	2-1/2	1-3/8	1-7/64	53026	58024
#25	0.1495	3.80	2-1/2	1-3/8	1-7/64	53025	58025
3,8 mm	0.1496		55,0	22,0	17,0	63048	68973
#24	0.1520	3.86	2-1/2	1-3/8	1-7/64	53024	58026
3,9 mm	0.1535		55,0	22,0	17,0	63049	68974
#23	0.1540	3.91	2-1/2	1-3/8	1-7/64	53023	58027
5/32	0.1562	3.97	2-1/2	1-3/8	1-7/64	53110	58028
#22	0.1570	3.99	2-1/2	1-3/8	1-7/64	53022	58029
4,0 mm	0.1575		55,0	22,0	17,0	63004	68975
#21	0.1590	4.04	2-1/2	1-3/8	1-7/64	53021	58030
#20	0.1610	4.09	2-1/2	1-3/8	1-7/64	53020	58031
4,1 mm	0.1614		55,0	22,0	17,0	63050	68976
4,2 mm	0.1654		55,0	22,0	17,0	63005	68977
#19	0.1660	4.22	2-3/4	1-5/8	1-19/64	53019	58032
4,3 mm	0.1693		58,0	24,0	18,0	63051	68978
#18	0.1695	4.31	2-3/4	1-5/8	1-19/64	53018	58033
11/64	0.1719	4.37	2-3/4	1-5/8	1-19/64	53111	58034
#17	0.1730	4.39	2-3/4	1-5/8	1-19/64	53017	58035
4,4 mm	0.1732		58,0	24,0	18,0	63052	68979

continued on next page

TOLERANCES (inch)

DC = +0.0000/–0.0005
DCON = h_6

TOLERANCES (mm)

DC = +0,0000/–0,0127
DCON = h_6

STEELS
CAST IRON
HARDENED STEELS
NON-FERROUS

For patent information visit www.ksptpatents.com

3 Flute Drills • Metric: DIN 6539

CONTINUED

CUTTING DIAMETER DC / DCON	DECIMAL EQUIV.	METRIC EQUIV.	OVERALL LENGTH OAL	FLUTE LENGTH LCF	CLEARED LENGTH LU	EDP NO. UNCOATED	EDP NO. Ti-NAMITE-A (AlTiN)
#16	0.1770	4.50	2-3/4	1-5/8	1-19/64	53016	58036
4,5 mm	0.1772		58,0	24,0	18,0	63006	68980
#15	0.1800	4.57	2-3/4	1-5/18	1-19/64	53015	58037
4,6 mm	0.1811		58,0	24,0	18,0	63053	68981
#14	0.1820	4.62	2-3/4	1-5/8	1-19/64	53014	58038
#13	0.1850	4.70	2-3/4	1-5/8	1-19/64	53013	58039
4,7 mm	0.1850		58,0	24,0	18,0	63054	68982
3/16	0.1875	4.76	2-3/4	1-5/8	1-19/64	53112	58040
#12	0.1890	4.80	2-3/4	1-5/8	1-19/64	53012	58041
4,8 mm	0.1890		62,0	26,0	20,0	63055	68983
#11	0.1910	4.85	2-3/4	1-5/8	1-19/64	53011	58042
4,9 mm	0.1929		62,0	26,0	20,0	63056	68984
#10	0.1935	4.91	2-3/4	1-5/8	1-19/64	53010	58043
#9	0.1960	4.98	3	1-3/4	1-13/32	53009	58044
5,0 mm	0.1969		62,0	26,0	20,0	63007	68985
#8	0.1990	5.05	3	1-3/4	1-13/32	53008	58045
5,1 mm	0.2008		62,0	26,0	20,0	63057	68986
#7	0.2010	5.11	3	1-3/4	1-13/32	53007	58046
13/64	0.2031	5.16	3	1-3/4	1-13/32	53113	58047
#6	0.2040	5.18	3	1-3/4	1-13/32	53006	58048
5,2 mm	0.2047		62,0	26,0	20,0	63008	68987
#5	0.2055	5.22	3	1-3/4	1-13/32	53005	58049
5,3 mm	0.2087		62,0	26,0	20,0	63058	68988
#4	0.2090	5.31	3	1-3/4	1-13/32	53004	58050
5,4 mm	0.2126		66,0	28,0	21,0	63059	68989
#3	0.2130	5.41	3	1-3/4	1-13/32	53003	58051
5,5 mm	0.2165		66,0	28,0	21,0	63009	68990
7/32	0.2188	5.56	3	1-3/4	1-13/32	53114	58052
5,6 mm	0.2205		66,0	28,0	21,0	63060	68991
#2	0.2210	5.61	3	1-3/4	1-13/32	53002	58053
5,7 mm	0.2244		66,0	28,0	21,0	63061	68992
#1	0.2280	5.79	3	1-3/4	1-13/32	53001	58054
5,8 mm	0.2283		66,0	28,0	21,0	63062	68993
5,9 mm	0.2323		66,0	28,0	21,0	63063	68994
A	0.2340	5.94	3-1/4	2	1-39/64	53201	58055
15/64	0.2344	5.95	3-1/4	2	1-39/64	53115	58056
6,0 mm	0.2362		66,0	28,0	21,0	63010	68995
B	0.2380	6.05	3-1/4	2	1-39/64	53202	58057
6,1 mm	0.2402		70,0	31,0	23,0	63064	68996
C	0.2420	6.15	3-1/4	2	1-39/64	53203	58058
6,2 mm	0.2441		70,0	31,0	23,0	63011	68997
D	0.2460	6.25	3-1/4	2	1-39/64	53204	58059
6,3 mm	0.2480		70,0	31,0	23,0	63065	68998
1/4	0.2500	6.35	3-1/4	2	1-39/64	53116	58061
6,4 mm	0.2520		70,0	31,0	23,0	63066	68999
6,5 mm	0.2559		70,0	31,0	23,0	63012	69000
F	0.2570	6.53	3-1/4	2	1-39/64	53206	58062
6,6 mm	0.2598		70,0	31,0	23,0	63067	69001
G	0.2610	6.63	3-1/2	2-1/8	1-45/64	53207	58063
6,7 mm	0.2638		70,0	31,0	23,0	63068	69002

continued on next page

3 Flute Drills • Metric: DIN 6539

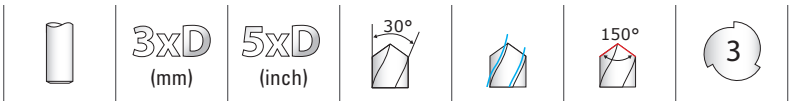

103
FRACTIONAL & METRIC SERIES

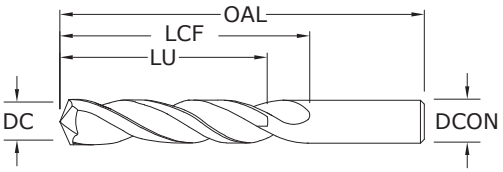

CUTTING DIAMETER DC / DCON	DECIMAL EQUIV.	METRIC EQUIV.	OVERALL LENGTH OAL	FLUTE LENGTH LCF	CLEARED LENGTH LU	EDP NO. UNCOATED	EDP NO. Ti-NAMITE-A (AlTiN)
17/64	0.2656	6.75	3-1/2	2-1/8	1-45/64	53117	58064
H	0.2660	6.76	3-1/2	2-1/8	1-45/64	53208	58065
6,8 mm	0.2677		74,0	34,0	25,0	63013	69003
6,9 mm	0.2717		74,0	34,0	25,0	63069	69004
I	0.2720	6.91	3-1/2	2-1/8	1-45/64	53209	58066
7,0 mm	0.2756		74,0	34,0	25,0	63014	69005
J	0.2770	7.04	3-1/2	2-1/8	1-45/64	53210	58067
7,1 mm	0.2795		74,0	34,0	25,0	63070	69006
K	0.2810	7.14	3-1/2	2-1/8	1-45/64	53211	58068
9/32	0.2812	7.14	3-1/2	2-1/8	1-45/64	53118	58069
7,2 mm	0.2835		74,0	34,0	25,0	63015	69007
7,3 mm	0.2874		74,0	34,0	25,0	63071	69008
L	0.2900	7.37	3-1/2	2-1/8	1-45/64	53212	58070
7,4 mm	0.2913		74,0	34,0	25,0	63072	69009
M	0.2950	7.49	3-3/4	2-3/8	1-29/32	53213	58071
7,5 mm	0.2953		74,0	34,0	25,0	63016	69010
19/64	0.2969	7.54	3-3/4	2-3/8	1-29/32	53119	58072
7,6 mm	0.2992		79,0	37,0	27,0	63073	69011
N	0.3020	7.67	2-3/8	2-3/8	1-29/32	53214	58073
7,7 mm	0.3031		79,0	37,0	27,0	63074	69012
7,8 mm	0.3071		79,0	37,0	27,0	63075	69013
7,9 mm	0.3110		79,0	37,0	27,0	63076	69014
5/16	0.3125	7.94	3-3/4	2-3/8	1-29/32	53120	58074
8,0 mm	0.3150		79,0	37,0	27,0	63017	69015
O	0.3160	8.03	3-3/4	2-3/8	1-29/32	53215	58075
8,1 mm	0.3189		79,0	37,0	27,0	63077	69016
8,2 mm	0.3228		79,0	37,0	27,0	63018	69017
P	0.3230	8.20	3-3/4	2-3/8	1-29/32	53216	58076
8,3 mm	0.3268		79,0	37,0	27,0	63078	69018
21/64	0.3281	8.33	4	2-1/2	2	53121	58077
8,4 mm	0.3307		79,0	37,0	27,0	63019	69019
Q	0.3320	8.43	4	2-1/2	2	53217	58078
8,5 mm	0.3346		79,0	37,0	27,0	63020	69020
8,6 mm	0.3386		84,0	40,0	29,0	63021	69021
R	0.3390	8.61	4	2-1/2	2	53218	58079
8,7 mm	0.3425		84,0	40,0	29,0	63079	69022
11/32	0.3438	8.73	4	2-1/2	2	53122	58080
8,8 mm	0.3465		84,0	40,0	29,0	63022	69023
S	0.3480	8.84	4	2-1/2	2	53219	58081
8,9 mm	0.3504		84,0	40,0	29,0	63080	69024
9,0 mm	0.3543		84,0	40,0	29,0	63023	69025
T	0.3580	9.09	4-1/4	2-3/4	2-13/64	53220	58082

continued on next page

TOLERANCES (inch)

DC = +0.0000/–0.0005
DCON = h_6

TOLERANCES (mm)

DC = +0,0000/–0,0127
DCON = h_6

- STEELS
- CAST IRON
- HARDENED STEELS
- NON-FERROUS

For patent information visit www.ksptpatents.com

3 Flute Drills • Metric: DIN 6539

CONTINUED

CUTTING DIAMETER DC / DCON	DECIMAL EQUIV.	METRIC EQUIV.	OVERALL LENGTH OAL	FLUTE LENGTH LCF	CLEARED LENGTH LU	EDP NO. UNCOATED	EDP NO. Ti-NAMITE-A (AlTiN)
9,1 mm	0.3583		84,0	40,0	29,0	63081	69026
23/64	0.3594	9.13	4-1/4	2-3/4	2-13/64	53123	58083
9,2 mm	0.3622		84,0	40,0	29,0	63024	69027
9,3 mm	0.3661		84,0	40,0	29,0	63082	69028
U	0.3680	9.35	4-1/4	2-3/4	2-13/64	53221	58084
9,4 mm	0.3701		84,0	40,0	29,0	63083	69029
9,5 mm	0.3740		84,0	40,0	29,0	63025	69030
3/8	0.3750	9.53	4-1/4	2-3/4	2-13/64	53124	58085
V	0.3770	9.58	4-1/4	2-3/4	2-13/64	53222	58086
9,6 mm	0.3780		89,0	43,0	31,0	63084	69031
9,7 mm	0.3819		89,0	43,0	31,0	63085	69032
9,8 mm	0.3858		89,0	43,0	31,0	63086	69033
W	0.3860	9.80	4-1/2	2-7/8	2-19/64	53223	58087
9,9 mm	0.3898		89,0	43,0	31,0	63087	69034
25/64	0.3906	9.92	4-1/2	2-7/8	2-19/64	53125	58088
10,0 mm	0.3937		89,0	43,0	31,0	63026	69035
X	0.3970	10.08	4-1/2	2-7/8	2-19/64	53224	58089
10,1 mm	0.3976		89,0	43,0	31,0	63088	69036
10,2 mm	0.4016		89,0	43,0	31,0	63027	69037
Y	0.4040	10.26	4-1/2	2-7/8	2-19/64	53225	58090
13/32	0.4062	10.32	4-1/2	2-7/8	2-19/64	53126	58091
10,4 mm	0.4094		89,0	43,0	31,0	63028	69038
Z	0.4130	10.49	4-1/2	2-7/8	2-19/64	53226	58092
10,5 mm	0.4134		89,0	43,0	31,0	63029	69039
10,7 mm	0.4213		95,0	47,0	33,0	63030	69040
27/64	0.4219	10.72	4-1/2	2-7/8	2-19/64	53127	58093
10,8 mm	0.4252		95,0	47,0	33,0	63031	69041
11,0 mm	0.4331		95,0	47,0	33,0	63032	69042
7/16	0.4375	11.11	4-1/2	2-7/8	2-19/64	53128	58094
11,5 mm	0.4528		95,0	47,0	33,0	63033	69043
29/64	0.4531	11.51	4-3/4	3	2-13/32	53129	58095
15/32	0.4688	11.91	4-3/4	3	2-13/32	53130	58096
12,0 mm	0.4724		102,0	51,0	35,0	63034	69044
31/64	0.4844	12.30	4-3/4	3	2-13/32	53131	58097
12,5 mm	0.4921		102,0	51,0	35,0	63035	69045
1/2	0.5000	12.70	4-3/4	3	2-13/32	53132	58098
12,8 mm	0.5039		102,0	51,0	35,0	63036	69046
13,0 mm	0.5118		102,0	51,0	35,0	63089	69047
33/64	0.5156	13.10	4-3/4	3	2-13/32	53135	58099
13,1 mm	0.5157		102,0	51,0	35,0	63037	69048
13,5 mm	0.5315		107,0	54,0	37,0	63090	69049
14,0 mm	0.5512		107,0	54,0	37,0	63038	69050
9/16	0.5625	14.29	4-3/4	3	2-13/32	53136	58100
14,3 mm	0.5630		111,0	56,0	38,0	63039	69051
14,5 mm	0.5709		111,0	56,0	38,0	63040	69052
15,0 mm	0.5906		111,0	56,0	38,0	63091	69053
5/8	0.6250	15.88	5-3/4	3-1/2	2-51/64	53133	58101
11/16	0.6875	17.46	5-3/4	3-1/2	2-51/64	53137	58102
17,5 mm	0.6890		123,0	62,0	40,0	63041	69054
3/4	0.7500	19.05	5-3/4	4-1/4	3 13/32	53134	58103
19,5 mm	0.7677		131,0	66,0	42,0	63042	69055
20,0 mm	0.7874		131,0	66,0	42,0	63043	69056

3 Flute Drills

	Series 103 Fractional	Hardness	Vc (sfm)		DC • in 1/8	1/4	3/8	1/2	5/8	3/4
P	CARBON STEELS 1018, 1040, 1080, 1090, 10L50, 1140, 1212, 12L15, 1525, 1536	≤ 175 Bhn or ≤ 7 HRc	295	RPM	9015	4508	3005	2254	1803	1503
			(236-354)	Fr	0.0026	0.0051	0.0077	0.0102	0.0128	0.0153
				Feed (ipm)	23.0	23.0	23.0	23.0	23.0	23.0
		≤ 300 Bhn or ≤ 32 HRc	260	RPM	7946	3973	2649	1986	1589	1324
			(208-312)	Fr	0.0023	0.0045	0.0068	0.0091	0.0113	0.0136
				Feed (ipm)	18.0	18.0	18.0	18.0	18.0	18.0
		≤ 425 Bhn or ≤ 45 HRc	150	RPM	4584	2292	1528	1146	917	764
			(120-180)	Fr	0.0013	0.0026	0.0039	0.0052	0.0065	0.0079
				Feed (ipm)	6.0	6.0	6.0	6.0	6.0	6.0
	ALLOY STEELS 4140, 4150, 4320, 5120, 5150, 8630, 86L20, 50100	≤ 275 Bhn or ≤ 28 HRc	230	RPM	7029	3514	2343	1757	1406	1171
			(184-276)	Fr	0.0019	0.0038	0.0058	0.0077	0.0096	0.0115
				Feed (ipm)	13.5	13.5	13.5	13.5	13.5	13.5
		≤ 375 Bhn or ≤ 40 HRc	145	RPM	4431	2216	1477	1108	886	739
			(116-174)	Fr	0.0019	0.0038	0.0058	0.0077	0.0096	0.0115
				Feed (ipm)	8.5	8.5	8.5	8.5	8.5	8.5
		≤ 450 Bhn or ≤ 48 HRc	115	RPM	3514	1757	1171	879	703	586
			(92-138)	Fr	0.0005	0.0010	0.0015	0.0020	0.0026	0.0031
				Feed (ipm)	1.8	1.8	1.8	1.8	1.8	1.8
K	CAST IRONS Gray, Malleable, Ductile	≤ 220 Bhn or ≤ 19 HRc	250	RPM	7640	3820	2547	1910	1528	1273
			(200-300)	Fr	0.0026	0.0052	0.0079	0.0105	0.0131	0.0157
				Feed (ipm)	20.0	20.0	20.0	20.0	20.0	20.0
		≤ 330 Bhn or ≤ 36 HRc	195	RPM	5959	2980	1986	1490	1192	993
			(156-234)	Fr	0.0026	0.0052	0.0078	0.0104	0.0130	0.0156
				Feed (ipm)	15.5	15.5	15.5	15.5	15.5	15.5
N	ALUMINUM ALLOYS 2017, 2024, 356, 6061, 7075	≤ 80 Bhn or ≤ 47 HRb	540	RPM	16502	8251	5501	4126	3300	2750
			(432-648)	Fr	0.0032	0.0064	0.0096	0.0128	0.0161	0.0193
				Feed (ipm)	53.0	53.0	53.0	53.0	53.0	53.0
		≤ 150 Bhn or ≤ 7 HRc	455	RPM	13905	6952	4635	3476	2781	2317
			(364-546)	Fr	0.0032	0.0065	0.0097	0.0129	0.0162	0.0194
				Feed (ipm)	45.0	45.0	45.0	45.0	45.0	45.0
	COPPER ALLOYS Alum Bronze, C110, Muntz Brass	≤ 140 Bhn or ≤ 3 HRc	305	RPM	9321	4660	3107	2330	1864	1553
			(244-366)	Fr	0.0019	0.0039	0.0058	0.0077	0.0097	0.0116
				Feed (ipm)	18.0	18.0	18.0	18.0	18.0	18.0
		≤ 200 Bhn or ≤ 23 HRc	160	RPM	4890	2445	1630	1222	978	815
			(128-192)	Fr	0.0016	0.0033	0.0049	0.0065	0.0082	0.0098
				Feed (ipm)	8.0	8.0	8.0	8.0	8.0	8.0
H	TOOL STEELS A2, D2, H13, L2, M2, P20, S7, T15, W2	≤ 250 Bhn or ≤ 24 HRc	85	RPM	2598	1299	866	649	520	433
			(68-102)	Fr	0.0013	0.0026	0.0039	0.0052	0.0065	0.0079
				Feed (ipm)	3.4	3.4	3.4	3.4	3.4	3.4
		≤ 375 Bhn or ≤ 40 HRc	65	RPM	1986	993	662	497	397	331
			(52-78)	Fr	0.0007	0.0013	0.0020	0.0026	0.0033	0.0039
				Feed (ipm)	1.3	1.3	1.3	1.3	1.3	1.3
		≤ 475 Bhn or ≤ 50 HRc	50	RPM	1528	764	509	382	306	255
			(40-60)	Fr	0.0007	0.0013	0.0020	0.0026	0.0033	0.0039
				Feed (ipm)	1.0	1.0	1.0	1.0	1.0	1.0

Bhn (Brinell) HRc (Rockwell C) HRb (Rockwell B)
rpm = Vc x 3.82 / DC
ipm = Fr x rpm
reduce speed and feed 30 percent when using uncoated drills
reduce speed and feed for materials harder than listed
refer to the SGS Tool Wizard® for complete technical information (www.kyocera-sgstool.com)

3 Flute Drills

	Series 103M Metric	Hardness	Vc (m/min)		DC • mm 3	6	10	12	16	20
P	CARBON STEELS 1018, 1040, 1080, 1090, 10L50, 1140, 1212, 12L15, 1525, 1536	≤ 175 Bhn or ≤ 7 HRc	90	RPM	9533	4766	2860	2383	1787	1430
			(72-108)	Fr	0.062	0.124	0.206	0.248	0.330	0.413
				Feed (mm/min)	590	590	590	590	590	590
		≤ 300 Bhn or ≤ 32 HRc	79	RPM	8402	4201	2520	2100	1575	1260
			(63-95)	Fr	0.055	0.110	0.183	0.219	0.292	0.365
				Feed (mm/min)	460	460	460	460	460	460
		≤ 425 Bhn or ≤ 45 HRc	46	RPM	4847	2424	1454	1212	909	727
			(37-55)	Fr	0.032	0.064	0.107	0.128	0.171	0.213
				Feed (mm/min)	155	155	155	155	155	155
	ALLOY STEELS 4140, 4150, 4320, 5120, 5150, 8630, 86L20, 50100	≤ 275 Bhn or ≤ 28 HRc	70	RPM	7432	3716	2230	1858	1394	1115
			(56-84)	Fr	0.046	0.093	0.155	0.186	0.248	0.309
				Feed (mm/min)	345	345	345	345	345	345
		≤ 375 Bhn or ≤ 40 HRc	44	RPM	4686	2343	1406	1171	879	703
			(35-53)	Fr	0.046	0.092	0.153	0.184	0.245	0.306
				Feed (mm/min)	215	215	215	215	215	215
		≤ 450 Bhn or ≤ 48 HRc	35	RPM	3716	1858	1115	929	697	557
			(28-42)	Fr	0.012	0.024	0.040	0.048	0.065	0.081
				Feed (mm/min)	45	45	45	45	45	45
K	CAST IRONS Gray, Malleable, Ductile	≤ 220 Bhn or ≤ 19 HRc	76	RPM	8078	4039	2424	2020	1515	1212
			(61-91)	Fr	0.063	0.126	0.210	0.253	0.337	0.421
				Feed (mm/min)	510	510	510	510	510	510
		≤ 330 Bhn or ≤ 36 HRc	59	RPM	6301	3151	1890	1575	1181	945
			(48-71)	Fr	0.052	0.105	0.175	0.209	0.279	0.349
				Feed (mm/min)	330	330	330	330	330	330
N	ALUMINUM ALLOYS 2017, 2024, 356, 6061, 7075	≤ 80 Bhn or ≤ 47 HRb	165	RPM	17449	8725	5235	4362	3272	2617
			(132-198)	Fr	0.078	0.156	0.260	0.312	0.416	0.520
				Feed (mm/min)	1360	1360	1360	1360	1360	1360
		≤ 150 Bhn or ≤ 7 HRc	139	RPM	14703	7351	4411	3676	2757	2205
			(111-166)	Fr	0.078	0.156	0.261	0.313	0.417	0.521
				Feed (mm/min)	1150	1150	1150	1150	1150	1150
	COPPER ALLOYS Alum Bronze, C110, Muntz Brass	≤ 140 Bhn or ≤ 3 HRc	93	RPM	9856	4928	2957	2464	1848	1478
			(74-112)	Fr	0.047	0.094	0.157	0.189	0.252	0.315
				Feed (mm/min)	465	465	465	465	465	465
		≤ 200 Bhn or ≤ 23 HRc	49	RPM	5170	2585	1551	1293	969	776
			(39-59)	Fr	0.039	0.077	0.129	0.155	0.206	0.258
				Feed (mm/min)	200	200	200	200	200	200
H	TOOL STEELS A2, D2, H13, L2, M2, P20, S7, T15, W2	≤ 250 Bhn or ≤ 24 HRc	26	RPM	2747	1373	824	687	515	412
			(21-31)	Fr	0.031	0.062	0.103	0.124	0.165	0.206
				Feed (mm/min)	85	85	85	85	85	85
		≤ 375 Bhn or ≤ 40 HRc	20	RPM	2100	1050	630	525	394	315
			(16-24)	Fr	0.017	0.033	0.056	0.067	0.089	0.111
				Feed (mm/min)	35	35	35	35	35	35
		≤ 475 Bhn or ≤ 50 HRc	15	RPM	1616	808	485	404	303	242
			(12-18)	Fr	0.015	0.031	0.052	0.062	0.083	0.103
				Feed (mm/min)	25	25	25	25	25	25

Bhn (Brinell) HRc (Rockwell C) HRb (Rockwell B)
rpm = (Vc x 1000) / (DC x 3.14)
mm/min = Fr x rpm
reduce speed and feed 30 percent when using uncoated drills
reduce speed and feed for materials harder than listed
refer to the SGS Tool Wizard® for complete technical information (www.kyocera-sgstool.com)

FRACTIONAL

Combined Drill & Countersink

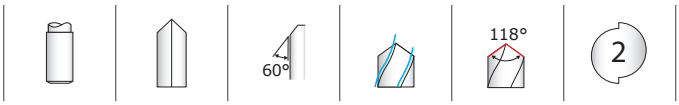

Pictured:
Series 301 Set

301
FRACTIONAL SERIES

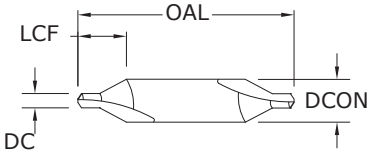

	inch				EDP NO.	
SIZE	DRILL DIAMETER DC	BODY DIAMETER DCON	OVERALL LENGTH OAL	FLUTE LENGTH LCF	UNCOATED	Ti-NAMITE-A (AlTiN)
*00	.025	1/8	1-1/2	.125	57005	57015
*0	1/32	1/8	1-1/2	.130	57006	57016
*1	3/64	1/8	1-1/2	.135	57007	57017
*2	5/64	3/16	1-7/8	.200	57008	57018
*3	7/64	1/4	2	.280	57009	57019
*4	1/8	5/16	2-1/8	.340	57010	57020
*5	3/16	7/16	2-3/4	.475	57011	57021
*6	7/32	1/2	3	.540	57012	57022
*Series 301 Set	–	–	–	–	57075	–

TOLERANCES (inch)

DC = +0.003/–0.000
DCON = –0.0001/–0.0005

- STEELS
- STAINLESS STEELS
- CAST IRON
- HIGH TEMP ALLOYS
- TITANIUM
- HARDENED STEELS
- NON-FERROUS
- PLASTICS/COMPOSITES

For patent information visit www.ksptpatents.com

Combined Drill & Countersink

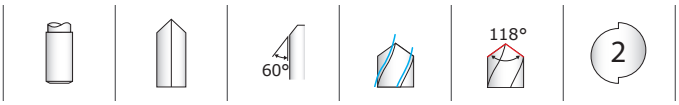

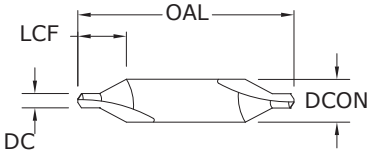

301M
METRIC SERIES

TOLERANCES (mm)

DC = +0,076/–0,000
DCON = –0,0025/–0,0127

- STEELS
- STAINLESS STEELS
- CAST IRON
- HIGH TEMP ALLOYS
- TITANIUM
- HARDENED STEELS
- NON-FERROUS
- PLASTICS/COMPOSITES

For patent information visit www.ksptpatents.com

mm				EDP NO.	
DRILL DIAMETER DC	BODY DIAMETER DCON	OVERALL LENGTH OAL	FLUTE LENGTH LCF	UNCOATED	Ti-NAMITE-A (AlTiN)
0,5	3,15	20,0	3,0	67005	67035
0,8	3,15	20,0	3,5	67007	67037
1	3,15	31,5	3,5	67009	67039
1,25	3,15	31,5	4,0	67011	67041
1,6	4,0	35,5	5,0	67013	67043
2	5,0	40,0	6,0	67015	67045
2,5	6,3	45,0	7,0	67017	67047
3,15	8,0	50,0	9,0	67019	67049
4	10,0	56,0	11,0	67021	67051
5	12,5	63,0	14,0	67023	67053

Combined Drill & Countersink

	Series 301 Fractional	Hardness	Vc (sfm)		DC • in 1/32	5/64	1/8	3/16	7/32
P	CARBON STEELS 1018, 1040, 1080, 1090, 10L50, 1140, 1212, 12L15, 1525, 1536	≤ 175 Bhn or ≤ 7 HRc	265	RPM	8098	5399	3239	2314	2025
			(212-318)	Fr	0.00068	0.0010	0.0017	0.0024	0.0027
				Feed (ipm)	5.5	5.5	5.5	5.5	5.5
		≤ 300 Bhn or ≤ 32 HRc	125	RPM	3820	2547	1528	1091	955
			(100-150)	Fr	0.00065	0.0010	0.0016	0.0023	0.0026
				Feed (ipm)	2.5	2.5	2.5	2.5	2.5
		≤ 425 Bhn or ≤ 45 HRc	85	RPM	2598	1732	1039	742	649
			(68-102)	Fr	0.00038	0.0006	0.0010	0.0013	0.0015
				Feed (ipm)	1.0	1.0	1.0	1.0	1.0
	ALLOY STEELS 4140, 4150, 4320, 5120, 5150, 8630, 86L20, 50100	≤ 275 Bhn or ≤ 28 HRc	230	RPM	7029	4686	2812	2008	1757
			(184-276)	Fr	0.00064	0.0010	0.0016	0.0022	0.0026
				Feed (ipm)	4.5	4.5	4.5	4.5	4.5
		≤ 375 Bhn or ≤ 40 HRc	145	RPM	4431	2954	1772	1266	1108
			(116-174)	Fr	0.00059	0.0009	0.0015	0.0021	0.0023
				Feed (ipm)	2.6	2.6	2.6	2.6	2.6
		≤ 450 Bhn or ≤ 48 HRc	60	RPM	1834	1222	733	524	458
			(48-72)	Fr	0.00027	0.0004	0.0007	0.0010	0.0011
				Feed (ipm)	0.5	0.5	0.5	0.5	0.5
M	STAINLESS STEELS (FREE MACHINING) 303, 416, 420F, 430F 440F	≤ 250 Bhn or ≤ 24 HRc0	210	RPM	6418	4278	2567	1834	1604
			(168-252)	Fr	0.00048	0.0007	0.0012	0.0017	0.0019
				Feed (ipm)	3.1	3.1	3.1	3.1	3.1
		≤ 330 Bhn or ≤ 36 HRc	110	RPM	3362	2241	1345	960	840
			(88-132)	Fr	0.00028	0.0004	0.0007	0.0010	0.0011
				Feed (ipm)	0.9	0.9	0.9	0.9	0.9
	STAINLESS STEELS (DIFFICULT) 304, 316, 321, 13-8 PH, 15-5PH, 17-4 PH, Custom 450	≤ 275 Bhn or ≤ 28 HRc	65	RPM	1986	1324	795	568	497
			(52-78)	Fr	0.00036	0.0005	0.0009	0.0013	0.0014
				Feed (ipm)	0.7	0.7	0.7	0.7	0.7
		≤ 375 Bhn or ≤ 40 HRc	55	RPM	1681	1121	672	480	420
			(44-66)	Fr	0.00032	0.0005	0.0008	0.0011	0.0013
				Feed (ipm)	0.5	0.5	0.5	0.5	0.5
K	CAST IRONS Gray, Malleable, Ductile	≤ 220 Bhn or ≤ 19 HRc	280	RPM	8557	5705	3423	2445	2139
			(224-336)	Fr	0.00084	0.0013	0.0021	0.0029	0.0034
				Feed (ipm)	7.2	7.2	7.2	7.2	7.2
		≤ 330 Bhn or ≤ 36 HRc	250	RPM	7640	5093	3056	2183	1910
			(200-300)	Fr	0.00084	0.0013	0.0021	0.0029	0.0034
				Feed (ipm)	6.4	6.4	6.4	6.4	6.4

continued on next page

Combined Drill & Countersink

	Series 301 Fractional	Hardness	Vc (sfm)		DC • in 1/32	5/64	1/8	3/16	7/32
N	ALUMINUM ALLOYS 2017, 2024, 356, 6061, 7075	≤ 80 Bhn or ≤ 47 HRb	540	RPM	16502	11002	6601	4715	4126
			(432-648)	Fr	0.00100	0.0015	0.0025	0.0035	0.0040
				Feed (ipm)	16.5	16.5	16.5	16.5	16.5
		≤ 150 Bhn or ≤ 7 HRc	455	RPM	13905	9270	5562	3973	3476
			(364-546)	Fr	0.00100	0.0015	0.0025	0.0035	0.0040
				Feed (ipm)	13.9	13.9	13.9	13.9	13.9
	COPPER ALLOYS Alum Bronze, C110, Muntz Brass	≤ 140 Bhn or ≤ 3 HRc	190	RPM	5806	3871	2323	1659	1452
			(152-228)	Fr	0.00048	0.0007	0.0012	0.0017	0.0019
				Feed (ipm)	2.8	2.8	2.8	2.8	2.8
		≤ 200 Bhn or ≤ 23 HRc	175	RPM	5348	3565	2139	1528	1337
			(140-210)	Fr	0.00048	0.0007	0.0012	0.0017	0.0019
				Feed (ipm)	2.6	2.6	2.6	2.6	2.6
	PLASTICS Polycarbonate, PVC		500	RPM	15280	10187	6112	4366	3820
			(400-600)	Fr	0.00100	0.0015	0.0025	0.0035	0.0040
				Feed (ipm)	15.3	15.3	15.3	15.3	15.3
S	SUPER ALLOYS (NICKEL, COBALT, IRON BASE) Inconel 601, 617, 625, Incoloy 800, Monel 400, Rene, Waspaloy	≤ 220 Bhn or ≤ 19 HRc	40	RPM	1222	815	489	349	306
			(32-48)	Fr	0.00036	0.0005	0.0009	0.0013	0.0014
				Feed (ipm)	0.4	0.4	0.4	0.4	0.4
		≤ 320 Bhn or ≤ 34 HRc	25	RPM	764	509	306	218	191
			(20-30)	Fr	0.00033	0.0005	0.0008	0.0011	0.0013
				Feed (ipm)	0.3	0.3	0.3	0.3	0.3
		≤ 425 Bhn or ≤ 45 HRc	20	RPM	611	407	244	175	153
			(16-24)	Fr	0.00016	0.0002	0.0004	0.0006	0.0007
				Feed (ipm)	0.1	0.1	0.1	0.1	0.1
	TITANIUM ALLOYS Pure Titanium, Ti6Al4V, Ti6Al2Sn4Zr2Mo, Ti4Al4Mo2Sn0.5Si, Ti-6Al4V	≤ 275 Bhn or ≤ 28 HRc	85	RPM	2598	1732	1039	742	649
			(68-102)	Fr	0.00064	0.0010	0.0016	0.0022	0.0026
				Feed (ipm)	1.7	1.7	1.7	1.7	1.7
		≤ 350 Bhn or ≤ 38 HRc	65	RPM	1986	1324	795	568	497
			(52-78)	Fr	0.00036	0.0005	0.0009	0.0013	0.0014
				Feed (ipm)	0.7	0.7	0.7	0.7	0.7
		≤ 440 Bhn or ≤ 47 HRc	55	RPM	1681	1121	672	480	420
			(44-66)	Fr	0.00032	0.0005	0.0008	0.0011	0.0013
				Feed (ipm)	0.5	0.5	0.5	0.5	0.5
H	TOOL STEELS A2, D2, H13, L2, M2, P20, S7, T15, W2	≤ 250 Bhn or ≤ 24 HRc	85	RPM	2598	1732	1039	742	649
			(68-102)	Fr	0.00035	0.0005	0.0009	0.0012	0.0014
				Feed (ipm)	0.9	0.9	0.9	0.9	0.9
		≤ 375 Bhn or ≤ 40 HRc	55	RPM	1681	1121	672	480	420
			(44-66)	Fr	0.00016	0.0002	0.0004	0.0006	0.0006
				Feed (ipm)	0.3	0.3	0.3	0.3	0.3
		≤ 475 Bhn or ≤ 50 HRc	40	RPM	1222	815	489	349	306
			(32-48)	Fr	0.00016	0.0002	0.0004	0.0006	0.0007
				Feed (ipm)	0.2	0.2	0.2	0.2	0.2

Bhn (Brinell) HRc (Rockwell C) HRb (Rockwell B)
rpm = Vc x 3.82 / DCON
ipm = Fr x rpm
reduce speed and feed 30 percent when using uncoated drills
reduce speed and feed for materials harder than listed
refer to the SGS Tool Wizard® for complete technical information (www.kyocera-sgstool.com)

Combined Drill & Countersink

	Series 301M Metric	Hardness	Vc (m/min)		DC • mm 1	1.6	2.5	4	5
P	CARBON STEELS 1018, 1040, 1080, 1090, 10L50, 1140, 1212, 12L15, 1525, 1536	≤ 175 Bhn or ≤ 7 HRc	81	RPM	8155	6422	4078	2569	2055
			(65-97)	Fr	0.017	0.022	0.034	0.054	0.068
				Feed (mm/min)	139	139	139	139	139
		≤ 300 Bhn or ≤ 32 HRc	38	RPM	3847	3029	1923	1212	969
			(30-46)	Fr	0.016	0.020	0.032	0.051	0.064
				Feed (mm/min)	62	62	62	62	62
		≤ 425 Bhn or ≤ 45 HRc	26	RPM	2616	2060	1308	824	659
			(21-31)	Fr	0.010	0.013	0.020	0.032	0.039
				Feed (mm/min)	26	26	26	26	26
	ALLOY STEELS 4140, 4150, 4320, 5120, 5150, 8630, 86L20, 50100	≤ 275 Bhn or ≤ 28 HRc	70	RPM	7078	5574	3539	2230	1784
			(56-84)	Fr	0.016	0.020	0.032	0.051	0.063
				Feed (mm/min)	113	113	113	113	113
		≤ 375 Bhn or ≤ 40 HRc	44	RPM	4462	3514	2231	1406	1125
			(35-53)	Fr	0.015	0.019	0.030	0.048	0.060
				Feed (mm/min)	67	67	67	67	67
		≤ 450 Bhn or ≤ 48 HRc	18	RPM	1847	1454	923	582	465
			(15-22)	Fr	0.007	0.009	0.014	0.022	0.028
				Feed (mm/min)	13	13	13	13	13
M	STAINLESS STEELS (FREE MACHINING) 303, 416, 420F, 430F 440F	≤ 250 Bhn or ≤ 24 HRc	64	RPM	6463	5089	3231	2036	1629
			(51-77)	Fr	0.012	0.015	0.024	0.038	0.048
				Feed (mm/min)	78	78	78	78	78
		≤ 330 Bhn or ≤ 36 HRc	34	RPM	3385	2666	1693	1066	853
			(27-40)	Fr	0.007	0.009	0.014	0.023	0.028
				Feed (mm/min)	24	24	24	24	24
	STAINLESS STEELS (DIFFICULT) 304, 316, 321, 13-8 PH, 15-5PH, 17-4 PH, Custom 450	≤ 275 Bhn or ≤ 28 HRc	20	RPM	2000	1575	1000	630	504
			(16-24)	Fr	0.009	0.011	0.018	0.029	0.036
				Feed (mm/min)	18	18	18	18	18
		≤ 375 Bhn or ≤ 40 HRc	17	RPM	1693	1333	846	533	427
			(13-20)	Fr	0.008	0.011	0.017	0.026	0.033
				Feed (mm/min)	14	14	14	14	14
K	CAST IRONS Gray, Malleable, Ductile	≤ 220 Bhn or ≤ 19 HRc	85	RPM	8617	6786	4309	2714	2171
			(68-102)	Fr	0.021	0.027	0.042	0.067	0.083
				Feed (mm/min)	181	181	181	181	181
		≤ 330 Bhn or ≤ 36 HRc	76	RPM	7694	6059	3847	2424	1939
			(61-91)	Fr	0.021	0.027	0.042	0.067	0.084
				Feed (mm/min)	162	162	162	162	162

continued on next page

Combined Drill & Countersink

	Series 301M Metric	Hardness	Vc (m/min)		DC • mm 1	1.6	2.5	4	5
N	ALUMINUM ALLOYS 2017, 2024, 356, 6061, 7075	≤ 80 Bhn or ≤ 47 HRb	165	RPM	16619	13087	8309	5235	4188
			(132-198)	Fr	0.025	0.032	0.050	0.079	0.099
				Feed (mm/min)	415	415	415	415	415
		≤ 150 Bhn or ≤ 7 HRc	139	RPM	14003	11027	7001	4411	3529
			(111-166)	Fr	0.025	0.032	0.050	0.079	0.099
				Feed (mm/min)	350	350	350	350	350
	COPPER ALLOYS Alum Bronze, C110, Muntz Brass	≤ 140 Bhn or ≤ 3 HRc	58	RPM	5847	4605	2924	1842	1474
			(46-69)	Fr	0.012	0.015	0.024	0.038	0.048
				Feed (mm/min)	70	70	70	70	70
		≤ 200 Bhn or ≤ 23 HRc	53	RPM	5386	4241	2693	1696	1357
			(43-64)	Fr	0.012	0.015	0.024	0.038	0.048
				Feed (mm/min)	65	65	65	65	65
	PLASTICS Polycarbonate, PVC		152	RPM	15388	12118	7694	4847	3878
			(122-183)	Fr	0.025	0.032	0.050	0.079	0.099
				Feed (mm/min)	385	385	385	385	385
S	SUPER ALLOYS (NICKEL, COBALT, IRON BASE) Inconel 601, 617, 625, Incoloy 800, Monel 400, Rene, Waspaloy	≤ 220 Bhn or ≤ 19 HRc	12	RPM	1231	969	616	388	310
			(10-15)	Fr	0.009	0.011	0.018	0.028	0.035
				Feed (mm/min)	11	11	11	11	11
		≤ 320 Bhn or ≤ 34 HRc	8	RPM	769	606	385	242	194
			(6-9)	Fr	0.008	0.010	0.016	0.025	0.031
				Feed (mm/min)	6	6	6	6	6
		≤ 425 Bhn or ≤ 45 HRc	6	RPM	616	485	308	194	155
			(5-7)	Fr	0.003	0.004	0.006	0.010	0.013
				Feed (mm/min)	2	2	2	2	2
	TITANIUM ALLOYS Pure Titanium, Ti6Al4V, Ti6Al2Sn4Zr2Mo, Ti4Al4Mo2Sn0.5Si, Ti-6Al4V	≤ 275 Bhn or ≤ 28 HRc	26	RPM	2616	2060	1308	824	659
			(21-31)	Fr	0.016	0.020	0.032	0.051	0.064
				Feed (mm/min)	42	42	42	42	42
		≤ 350 Bhn or ≤ 38 HRc	20	RPM	2000	1575	1000	630	504
			(16-24)	Fr	0.009	0.011	0.018	0.029	0.036
				Feed (mm/min)	18	18	18	18	18
		≤ 440 Bhn or ≤ 47 HRc	17	RPM	1693	1333	846	533	427
			(13-20)	Fr	0.008	0.011	0.017	0.026	0.033
				Feed (mm/min)	14	14	14	14	14
H	TOOL STEELS A2, D2, H13, L2, M2, P20, S7, T15, W2	≤ 250 Bhn or ≤ 24 HRc	26	RPM	2616	2060	1308	824	659
			(21-31)	Fr	0.009	0.012	0.018	0.029	0.036
				Feed (mm/min)	24	24	24	24	24
		≤ 375 Bhn or ≤ 40 HRc	17	RPM	1693	1333	846	533	427
			(13-20)	Fr	0.004	0.005	0.008	0.013	0.016
				Feed (mm/min)	7	7	7	7	7
		≤ 475 Bhn or ≤ 50 HRc	12	RPM	1231	969	616	388	310
			(10-15)	Fr	0.004	0.005	0.008	0.013	0.016
				Feed (mm/min)	5	5	5	5	5

Bhn (Brinell) HRc (Rockwell C) HRb (Rockwell B)
rpm = (Vc x 1000) / (DCON x 3.14)
mm/min = Fr x rpm
reduce speed and feed 30 percent when using uncoated drills
reduce speed and feed for materials harder than listed
refer to the SGS Tool Wizard® for complete technical information (www.kyocera-sgstool.com)

FRACTIONAL

Single Flute Countersink

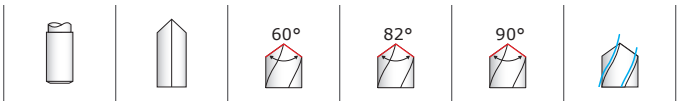

601

FRACTIONAL SERIES

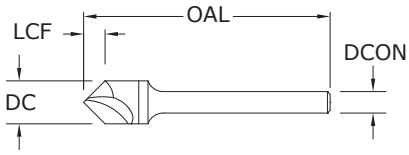

inch				EDP NO.		
CUTTING DIAMETER DC	SHANK DIAMETER DCON	OVERALL LENGTH OAL	FLUTE LENGTH LCF	UNCOATED 60°	UNCOATED 82°	UNCOATED 90°
1/8	1/8	1-1/2	.062	–	–	74201
1/8	1/8	1-1/2	.072	–	74101	–
1/8	1/8	1-1/2	.108	74001	–	–
3/16	3/16	2	.094	–	–	74204
3/16	3/16	2	.108	–	74104	–
3/16	3/16	2	.163	74004	–	–
1/4	1/4	2	.125	–	–	74207
1/4	1/4	2	.144	–	74107	–
1/4	1/4	2	.217	74007	–	–
*3/8	1/4	2-13/16	.188	–	–	74210
*3/8	1/4	2-13/16	.216	–	74110	–
*3/8	1/4	2-13/16	.325	74010	–	–
*1/2	1/4	2-7/8	.250	–	–	74213
*1/2	1/4	2-7/8	.288	–	74113	–
*1/2	1/4	2-7/8	.433	74013	–	–
*5/8	3/8	3	.313	–	–	74216
*5/8	3/8	3	.360	–	74116	–
*5/8	3/8	3	.541	74016	–	–
*3/4	1/2	3	.375	–	–	74219
*3/4	1/2	3	.431	–	74119	–
*3/4	1/2	3	.650	74019	–	–
*1	1/2	3-1/4	.500	–	–	74222
*1	1/2	3-1/4	.575	–	74122	–
*1	1/2	3-1/4	.866	74022	–	–

*Steel Shank / Con mango de acero / Avec queue en acier / Mit Stahlschaft

TOLERANCES (inch)

1/8–1/4 DIAMETER
DC = +0.0000/–0.0005

3/8–1 DIAMETER
DC = +0.003/–0.000

Included Angle +1°/–1°

- STEELS
- STAINLESS STEELS
- CAST IRON
- HIGH TEMP ALLOYS
- TITANIUM
- HARDENED STEELS
- NON-FERROUS

For patent information visit www.ksptpatents.com

Single Flute Countersink

	Series 601 Fractional	Hardness	Vc (sfm)		DC • in 1/8	3/16	1/4	3/8	1/2	3/4	1
P	CARBON STEELS 1018, 1040, 1080, 1090, 10L50, 1140, 1212, 12L15, 1525, 1536	≤ 175 Bhn or ≤ 7 HRc	125	RPM	3820	2547	1910	1273	955	637	478
			(100-150)	Fr	0.0005	0.0008	0.0010	0.0016	0.0021	0.0031	0.0042
				Feed (ipm)	2.0	2.0	2.0	2.0	2.0	2.0	2.0
		≤ 300 Bhn or ≤ 32 HRc	60	RPM	1834	1222	917	611	458	306	229
			(48-72)	Fr	0.0005	0.0007	0.0010	0.0015	0.0020	0.0029	0.0039
				Feed (ipm)	0.9	0.9	0.9	0.9	0.9	0.9	0.9
		≤ 425 Bhn or ≤ 45 HRc	45	RPM	1375	917	688	458	344	229	172
			(36-54)	Fr	0.0003	0.0004	0.0006	0.0009	0.0012	0.0017	0.0023
				Feed (ipm)	0.4	0.4	0.4	0.4	0.4	0.4	0.4
	ALLOY STEELS 4140, 4150, 4320, 5120, 5150, 8630, 86L20, 50100	≤ 275 Bhn or ≤ 28 HRc	95	RPM	2903	1935	1452	968	726	484	363
			(76-114)	Fr	0.0004	0.0007	0.0009	0.0013	0.0018	0.0027	0.0036
				Feed (ipm)	1.3	1.3	1.3	1.3	1.3	1.3	1.3
		≤ 375 Bhn or ≤ 40 HRc	60	RPM	1834	1222	917	611	458	306	229
			(48-72)	Fr	0.0004	0.0007	0.0009	0.0013	0.0017	0.0026	0.0035
				Feed (ipm)	0.8	0.8	0.8	0.8	0.8	0.8	0.8
		≤ 450 Bhn or ≤ 48 HRc	35	RPM	1070	713	535	357	267	178	134
			(28-42)	Fr	0.0003	0.0004	0.0006	0.0008	0.0011	0.0017	0.0022
				Feed (ipm)	0.3	0.3	0.3	0.3	0.3	0.3	0.3
M	STAINLESS STEELS (FREE MACHINING) 303, 416, 420F, 430F 440F	≤ 250 Bhn or ≤ 24 HRc	53	RPM	1620	1080	810	540	405	270	202
			(42-64)	Fr	0.0003	0.0005	0.0006	0.0009	0.0012	0.0019	0.0025
				Feed (ipm)	0.5	0.5	0.5	0.5	0.5	0.5	0.5
		≤ 330 Bhn or ≤ 36 HRc	46	RPM	1406	937	703	469	351	234	176
			(37-55)	Fr	0.0002	0.0003	0.0004	0.0006	0.0009	0.0013	0.0017
				Feed (ipm)	0.3	0.3	0.3	0.3	0.3	0.3	0.3
	STAINLESS STEELS (DIFFICULT) 304, 316, 321, 13-8 PH, 15-5PH, 17-4 PH, Custom 450	≤ 275 Bhn or ≤ 28 HRc	28	RPM	856	570	428	285	214	143	107
			(22-34)	Fr	0.0004	0.0005	0.0007	0.0011	0.0014	0.0021	0.0028
				Feed (ipm)	0.3	0.3	0.3	0.3	0.3	0.3	0.3
		≤ 375 Bhn or ≤ 40 HRc	21	RPM	642	428	321	214	160	107	80
			(17-25)	Fr	0.0002	0.0002	0.0003	0.0005	0.0006	0.0009	0.0012
				Feed (ipm)	0.1	0.1	0.1	0.1	0.1	0.1	0.1
K	CAST IRONS Gray, Malleable, Ductile	≤ 220 Bhn or ≤ 19 HRc	105	RPM	3209	2139	1604	1070	802	535	401
			(84-126)	Fr	0.0006	0.0009	0.0012	0.0018	0.0024	0.0036	0.0047
				Feed (ipm)	1.9	1.9	1.9	1.9	1.9	1.9	1.9
		≤ 330 Bhn or ≤ 36 HRc	75	RPM	2292	1528	1146	764	573	382	287
			(60-90)	Fr	0.0006	0.0009	0.0012	0.0018	0.0024	0.0037	0.0049
				Feed (ipm)	1.4	1.4	1.4	1.4	1.4	1.4	1.4

continued on next page

FRACTIONAL

Single Flute Countersink

	Series 601 Fractional	Hardness	Vc (sfm)		DC • in 1/8	3/16	1/4	3/8	1/2	3/4	1
N	ALUMINUM ALLOYS 2017, 2024, 356, 6061, 7075	≤ 80 Bhn or ≤ 47 HRb	225	RPM	6876	4584	3438	2292	1719	1146	860
			(180-270)	Fr	0.0008	0.0011	0.0015	0.0023	0.0030	0.0045	0.0061
				Feed (ipm)	5.2	5.2	5.2	5.2	5.2	5.2	5.2
		≤ 150 Bhn or ≤ 7 HRc	190	RPM	5806	3871	2903	1935	1452	968	726
			(152-228)	Fr	0.0008	0.0011	0.0015	0.0023	0.0030	0.0045	0.0061
				Feed (ipm)	4.4	4.4	4.4	4.4	4.4	4.4	4.4
	COPPER ALLOYS Alum Bronze, C110, Muntz Brass	≤ 140 Bhn or ≤ 3 HRc	95	RPM	2903	1935	1452	968	726	484	363
			(76-114)	Fr	0.0004	0.0006	0.0008	0.0011	0.0015	0.0023	0.0030
				Feed (ipm)	1.1	1.1	1.1	1.1	1.1	1.1	1.1
		≤ 200 Bhn or ≤ 23 HRc	80	RPM	2445	1630	1222	815	611	407	306
			(64-96)	Fr	0.0004	0.0006	0.0008	0.0012	0.0016	0.0025	0.0033
				Feed (ipm)	1.0	1.0	1.0	1.0	1.0	1.0	1.0
S	SUPER ALLOYS (NICKEL, COBALT, IRON BASE) Inconel 601, 617, 625, Incoloy 800, Monel 400, Rene, Waspaloy	≤ 220 Bhn or ≤ 19 HRc	18	RPM	550	367	275	183	138	92	69
			(14-22)	Fr	0.0002	0.0003	0.0004	0.0005	0.0007	0.0011	0.0015
				Feed (ipm)	0.1	0.1	0.1	0.1	0.1	0.1	0.1
		≤ 320 Bhn or ≤ 34 HRc	14	RPM	428	285	214	143	107	71	53
			(11-17)	Fr	0.0002	0.0004	0.0005	0.0007	0.0009	0.0014	0.0019
				Feed (ipm)	0.1	0.1	0.1	0.1	0.1	0.1	0.1
		≤ 425 Bhn or ≤ 45 HRc	12	RPM	367	244	183	122	92	61	46
			(10-14)	Fr	0.0003	0.0004	0.0005	0.0008	0.0011	0.0016	0.0022
				Feed (ipm)	0.1	0.1	0.1	0.1	0.1	0.1	0.1
	TITANIUM ALLOYS Pure Titanium, Ti6Al4V, Ti6Al2Sn4Zr2Mo, Ti4Al4Mo2Sn0.5Si, Ti-6Al4V	≤ 275 Bhn or ≤ 28 HRc	36	RPM	1100	733	550	367	275	183	138
			(29-43)	Fr	0.0005	0.0007	0.0009	0.0014	0.0018	0.0027	0.0036
				Feed (ipm)	0.5	0.5	0.5	0.5	0.5	0.5	0.5
		≤ 350 Bhn or ≤ 38 HRc	28	RPM	856	570	428	285	214	143	107
			(22-34)	Fr	0.0004	0.0005	0.0007	0.0011	0.0014	0.0021	0.0028
				Feed (ipm)	0.3	0.3	0.3	0.3	0.3	0.3	0.3
		≤ 440 Bhn or ≤ 47 HRc	21	RPM	642	428	321	214	160	107	80
			(17-25)	Fr	0.0002	0.0002	0.0003	0.0005	0.0006	0.0009	0.0012
				Feed (ipm)	0.1	0.1	0.1	0.1	0.1	0.1	0.1
H	TOOL STEELS A2, D2, H13, L2, M2, P20, S7, T15, W2	≤ 250 Bhn or ≤ 24 HRc	35	RPM	1070	713	535	357	267	178	134
			(28-42)	Fr	0.0003	0.0004	0.0006	0.0008	0.0011	0.0017	0.0022
				Feed (ipm)	0.3	0.3	0.3	0.3	0.3	0.3	0.3
		≤ 375 Bhn or ≤ 40 HRc	25	RPM	764	509	382	255	191	127	96
			(20-30)	Fr	0.0001	0.0002	0.0003	0.0004	0.0005	0.0008	0.0010
				Feed (ipm)	0.1	0.1	0.1	0.1	0.1	0.1	0.1
		≤ 475 Bhn or ≤ 50 HRc	20	RPM	611	407	306	204	153	102	76
			(16-24)	Fr	0.0002	0.0002	0.0003	0.0005	0.0007	0.0010	0.0013
				Feed (ipm)	0.1	0.1	0.1	0.1	0.1	0.1	0.1

Bhn (Brinell) HRc (Rockwell C) HRb (Rockwell B)
rpm = Vc x 3.82 / DC
ipm = Fr x rpm
reduce speed and feed for materials harder than listed
refer to the SGS Tool Wizard® for complete technical information (www.kyocera-sgstool.com)

3 Flute Countersink

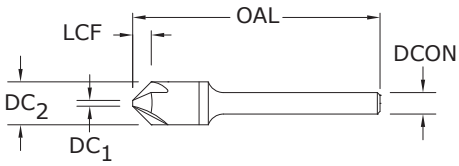

603
FRACTIONAL SERIES

TOLERANCES (inch)

1/8–1/4 DIAMETER
DC = +0.0000/–0.0005

3/8–1 DIAMETER
DC = +0.003/–0.000

Included Angle +1°/–1°

- STEELS
- STAINLESS STEELS
- CAST IRON
- HIGH TEMP ALLOYS
- TITANIUM
- HARDENED STEELS
- NON-FERROUS

For patent information visit www.ksptpatents.com

inch					EDP NO.		
CUTTING DIAMETER DC_2	SHANK DIAMETER DCON	OVERALL LENGTH OAL	FLUTE LENGTH LCF	TIP DIAMETER DC_1	UNCOATED 60°	UNCOATED 82°	UNCOATED 90°
1/8	1/8	1-1/2	.045	.040	–	–	74225
1/8	1/8	1-1/2	.049	.040	–	74125	–
1/8	1/8	1-1/2	.078	.035	74025	–	–
3/16	3/16	2	.071	.060	–	–	74228
3/16	3/16	2	.073	.060	–	74128	–
3/16	3/16	2	.123	.045	74028	–	–
1/4	1/4	2	.090	.100	–	–	74231
1/4	1/4	2	.086	.100	–	74131	–
1/4	1/4	2	.156	.070	74031	–	–
*3/8	1/4	2-13/16	.138	.108	–	–	74234
*3/8	1/4	2-13/16	.154	.108	–	74134	–
*3/8	1/4	2-13/16	.238	.100	74034	–	–
*1/2	1/4	2-7/8	.194	.122	–	–	74237
*1/2	1/4	2-7/8	.217	.122	–	74137	–
*1/2	1/4	2-7/8	.335	.113	74037	–	–
*5/8	3/8	3	.249	.138	–	–	74240
*5/8	3/8	3	.280	.138	–	74140	–
*5/8	3/8	3	.430	.128	74040	–	–
*3/4	1/2	3	.304	.153	–	–	74243
*3/4	1/2	3	.343	.153	–	74143	–
*3/4	1/2	3	.526	.143	74043	–	–
*1	1/2	3-1/4	.421	.168	–	–	74246
*1	1/2	3-1/4	.479	.168	–	74146	–
*1	1/2	3-1/4	.729	.158	74046	–	–

*Steel Shank / Con mango de acero / Avec queue en acier / Mit Stahlschaft
NOTE: DC_1 dimension varies based on angle. Contact your KSPT representative or consult SGS Tool Wizard® for dimension information.

3 Flute Countersink

	Series 603 Fractional	Hardness	Vc (sfm)		DC • in 1/8	3/16	1/4	3/8	1/2	3/4	1
P	CARBON STEELS 1018, 1040, 1080, 1090, 10L50, 1140, 1212, 12L15, 1525, 1536	≤ 175 Bhn or ≤ 7 HRc	125	RPM	3820	2547	1910	1273	955	637	478
			(100-150)	Fr	0.0008	0.0012	0.0016	0.0024	0.0031	0.0047	0.0063
				Feed (ipm)	3.0	3.0	3.0	3.0	3.0	3.0	3.0
		≤ 300 Bhn or ≤ 32 HRc	60	RPM	1834	1222	917	611	458	306	229
			(48-72)	Fr	0.0007	0.0011	0.0014	0.0021	0.0028	0.0043	0.0057
				Feed (ipm)	1.3	1.3	1.3	1.3	1.3	1.3	1.3
		≤ 425 Bhn or ≤ 45 HRc	45	RPM	1375	917	688	458	344	229	172
			(36-54)	Fr	0.0004	0.0007	0.0009	0.0013	0.0017	0.0026	0.0035
				Feed (ipm)	0.6	0.6	0.6	0.6	0.6	0.6	0.6
	ALLOY STEELS 4140, 4150, 4320, 5120, 5150, 8630, 86L20, 50100	≤ 275 Bhn or ≤ 28 HRc	95	RPM	2903	1935	1452	968	726	484	363
			(76-114)	Fr	0.0007	0.0010	0.0014	0.0021	0.0028	0.0041	0.0055
				Feed (ipm)	2.0	2.0	2.0	2.0	2.0	2.0	2.0
		≤ 375 Bhn or ≤ 40 HRc	60	RPM	1834	1222	917	611	458	306	229
			(48-72)	Fr	0.0007	0.0010	0.0013	0.0020	0.0026	0.0039	0.0052
				Feed (ipm)	1.2	1.2	1.2	1.2	1.2	1.2	1.2
		≤ 450 Bhn or ≤ 48 HRc	35	RPM	1070	713	535	357	267	178	134
			(28-42)	Fr	0.0004	0.0006	0.0007	0.0011	0.0015	0.0022	0.0030
				Feed (ipm)	0.4	0.4	0.4	0.4	0.4	0.4	0.4
M	STAINLESS STEELS (FREE MACHINING) 303, 416, 420F, 430F 440F	≤ 250 Bhn or ≤ 24 HRc	53	RPM	1620	1080	810	540	405	270	202
			(42-64)	Fr	0.0004	0.0006	0.0009	0.0013	0.0017	0.0026	0.0035
				Feed (ipm)	0.7	0.7	0.7	0.7	0.7	0.7	0.7
		≤ 330 Bhn or ≤ 36 HRc	46	RPM	1406	937	703	469	351	234	176
			(37-55)	Fr	0.0004	0.0005	0.0007	0.0011	0.0014	0.0021	0.0028
				Feed (ipm)	0.5	0.5	0.5	0.5	0.5	0.5	0.5
	STAINLESS STEELS (DIFFICULT) 304, 316, 321, 13-8 PH, 15-5PH, 17-4 PH, Custom 450	≤ 275 Bhn or ≤ 28 HRc	28	RPM	856	570	428	285	214	143	107
			(22-34)	Fr	0.0005	0.0007	0.0009	0.0014	0.0019	0.0028	0.0037
				Feed (ipm)	0.4	0.4	0.4	0.4	0.4	0.4	0.4
		≤ 375 Bhn or ≤ 40 HRc	21	RPM	642	428	321	214	160	107	80
			(17-25)	Fr	0.0002	0.0002	0.0003	0.0005	0.0006	0.0009	0.0012
				Feed (ipm)	0.1	0.1	0.1	0.1	0.1	0.1	0.1
K	CAST IRONS Gray, Malleable, Ductile	≤ 220 Bhn or ≤ 19 HRc	105	RPM	3209	2139	1604	1070	802	535	401
			(84-126)	Fr	0.0009	0.0014	0.0018	0.0027	0.0036	0.0054	0.0072
				Feed (ipm)	2.9	2.9	2.9	2.9	2.9	2.9	2.9
		≤ 330 Bhn or ≤ 36 HRc	75	RPM	2292	1528	1146	764	573	382	287
			(60-90)	Fr	0.0009	0.0014	0.0018	0.0027	0.0037	0.0055	0.0073
				Feed (ipm)	2.1	2.1	2.1	2.1	2.1	2.1	2.1

continued on next page

3 Flute Countersink

	Series 603 Fractional	Hardness	Vc (sfm)		DC • in 1/8	3/16	1/4	3/8	1/2	3/4	1
N	ALUMINUM ALLOYS 2017, 2024, 356, 6061, 7075	≤ 80 Bhn or ≤ 47 HRb	225	RPM	6876	4584	3438	2292	1719	1146	860
			(180-270)	Fr	0.0011	0.0017	0.0023	0.0034	0.0045	0.0068	0.0091
				Feed (ipm)	7.8	7.8	7.8	7.8	7.8	7.8	7.8
		≤ 150 Bhn or ≤ 7 HRc	190	RPM	5806	3871	2903	1935	1452	968	726
			(152-228)	Fr	0.0011	0.0017	0.0022	0.0034	0.0045	0.0067	0.0090
				Feed (ipm)	6.5	6.5	6.5	6.5	6.5	6.5	6.5
	COPPER ALLOYS Alum Bronze, C110, Muntz Brass	≤ 140 Bhn or ≤ 3 HRc	95	RPM	2903	1935	1452	968	726	484	363
			(76-114)	Fr	0.0006	0.0009	0.0012	0.0018	0.0023	0.0035	0.0047
				Feed (ipm)	1.7	1.7	1.7	1.7	1.7	1.7	1.7
		≤ 200 Bhn or ≤ 23 HRc	80	RPM	2445	1630	1222	815	611	407	306
			(64-96)	Fr	0.0006	0.0009	0.0011	0.0017	0.0023	0.0034	0.0046
				Feed (ipm)	1.4	1.4	1.4	1.4	1.4	1.4	1.4
S	SUPER ALLOYS (NICKEL, COBALT, IRON BASE) Inconel 601, 617, 625, Incoloy 800, Monel 400, Rene, Waspaloy	≤ 220 Bhn or ≤ 19 HRc	18	RPM	550	367	275	183	138	92	69
			(14-22)	Fr	0.0004	0.0005	0.0007	0.0011	0.0015	0.0022	0.0029
				Feed (ipm)	0.2	0.2	0.2	0.2	0.2	0.2	0.2
		≤ 320 Bhn or ≤ 34 HRc	14	RPM	428	285	214	143	107	71	53
			(11-17)	Fr	0.0002	0.0004	0.0005	0.0007	0.0009	0.0014	0.0019
				Feed (ipm)	0.1	0.1	0.1	0.1	0.1	0.1	0.1
		≤ 425 Bhn or ≤ 45 HRc	12	RPM	367	244	183	122	92	61	46
			(10-14)	Fr	0.0003	0.0004	0.0005	0.0008	0.0011	0.0016	0.0022
				Feed (ipm)	0.1	0.1	0.1	0.1	0.1	0.1	0.1
	TITANIUM ALLOYS Pure Titanium, Ti6Al4V, Ti6Al2Sn4Zr2Mo, Ti4Al4Mo2Sn0.5Si, Ti-6Al4V	≤ 275 Bhn or ≤ 28 HRc	36	RPM	1100	733	550	367	275	183	138
			(29-43)	Fr	0.0007	0.0011	0.0015	0.0022	0.0029	0.0044	0.0058
				Feed (ipm)	0.8	0.8	0.8	0.8	0.8	0.8	0.8
		≤ 350 Bhn or ≤ 38 HRc	28	RPM	856	570	428	285	214	143	107
			(22-34)	Fr	0.0006	0.0009	0.0012	0.0018	0.0023	0.0035	0.0047
				Feed (ipm)	0.5	0.5	0.5	0.5	0.5	0.5	0.5
		≤ 440 Bhn or ≤ 47 HRc	21	RPM	642	428	321	214	160	107	80
			(17-25)	Fr	0.0002	0.0002	0.0003	0.0005	0.0006	0.0009	0.0012
				Feed (ipm)	0.1	0.1	0.1	0.1	0.1	0.1	0.1
H	TOOL STEELS A2, D2, H13, L2, M2, P20, S7, T15, W2	≤ 250 Bhn or ≤ 24 HRc	35	RPM	1070	713	535	357	267	178	134
			(28-42)	Fr	0.0004	0.0006	0.0007	0.0011	0.0015	0.0022	0.0030
				Feed (ipm)	0.4	0.4	0.4	0.4	0.4	0.4	0.4
		≤ 375 Bhn or ≤ 40 HRc	25	RPM	764	509	382	255	191	127	96
			(20-30)	Fr	0.0003	0.0004	0.0005	0.0008	0.0010	0.0016	0.0021
				Feed (ipm)	0.2	0.2	0.2	0.2	0.2	0.2	0.2
		≤ 475 Bhn or ≤ 50 HRc	20	RPM	611	407	306	204	153	102	76
			(16-24)	Fr	0.0002	0.0002	0.0003	0.0005	0.0007	0.0010	0.0013
				Feed (ipm)	0.1	0.1	0.1	0.1	0.1	0.1	0.1

Bhn (Brinell) HRc (Rockwell C) HRb (Rockwell B)
rpm = Vc x 3.82 / DC
ipm = Fr x rpm
reduce speed and feed for materials harder than listed
refer to the SGS Tool Wizard® for complete technical information (www.kyocera-sgstool.com)

6 Flute Countersink

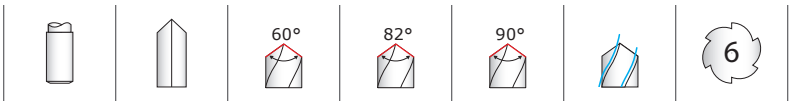

606
FRACTIONAL SERIES

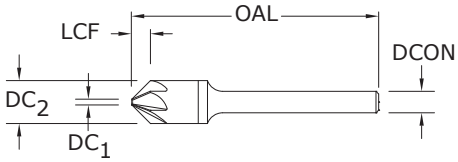

inch					EDP NO.		
CUTTING DIAMETER DC_2	SHANK DIAMETER DCON	OVERALL LENGTH OAL	FLUTE LENGTH LCF	TIP DIAMETER DC_1	UNCOATED 60°	UNCOATED 82°	UNCOATED 90°
1/8	1/8	1-1/2	.045	.035	–	–	74249
1/8	1/8	1-1/2	.052	.035	–	74149	–
1/8	1/8	1-1/2	.078	.035	74049	–	–
3/16	3/16	2	.071	.045	–	–	74252
3/16	3/16	2	.082	.045	–	74152	–
3/16	3/16	2	.123	.045	74052	–	–
1/4	1/4	2	.090	.070	–	–	74255
1/4	1/4	2	.104	.070	–	74155	–
1/4	1/4	2	.156	.070	74055	–	–
*3/8	1/4	2-13/16	.138	.100	–	–	74258
*3/8	1/4	2-13/16	.158	.100	–	74158	–
*3/8	1/4	2-13/16	.238	.100	74058	–	–
*1/2	1/4	2-7/8	.170	.160	–	–	74261
*1/2	1/4	2-7/8	.196	.160	–	74161	–
*1/2	1/4	2-7/8	.294	.160	74061	–	–
*5/8	3/8	3	.218	.190	–	–	74264
*5/8	3/8	3	.250	.190	–	74164	–
*5/8	3/8	3	.377	.190	74064	–	–
*3/4	1/2	3	.265	.220	–	–	74267
*3/4	1/2	3	.305	.220	–	74167	–
*3/4	1/2	3	.459	.220	74067	–	–
*1	1/2	3-1/4	.370	.260	–	–	74270
*1	1/2	3-1/4	.426	.260	–	74170	–
*1	1/2	3-1/4	.641	.260	74070	–	–

*Steel Shank / Con mango de acero / Avec queue en acier / Mit Stahlschaft
NOTE: DC_1 dimension varies based on angle. Contact your KSPT representative or consult SGS Tool Wizard® for dimension information.

TOLERANCES (inch)

1/8–1/4 DIAMETER
DC = +0.0000/–0.0005

3/8–1 DIAMETER
DC = +0.003/–0.000

Included Angle +1°/–1°

- STEELS
- STAINLESS STEELS
- CAST IRON
- HIGH TEMP ALLOYS
- TITANIUM
- NON-FERROUS
- HARDENED STEELS

For patent information visit www.ksptpatents.com

6 Flute Countersink

	Series 606 Fractional	Hardness	Vc (sfm)		DC • in 1/8	3/16	1/4	3/8	1/2	3/4	1
P	CARBON STEELS 1018, 1040, 1080, 1090, 10L50, 1140, 1212, 12L15, 1525, 1536	≤ 175 Bhn or ≤ 7 HRc	125	RPM	3820	2547	1910	1273	955	637	478
			(100-150)	Fr	0.0010	0.0016	0.0021	0.0031	0.0042	0.0063	0.0084
				Feed (ipm)	4.0	4.0	4.0	4.0	4.0	4.0	4.0
		≤ 300 Bhn or ≤ 32 HRc	60	RPM	1834	1222	917	611	458	306	229
			(48-72)	Fr	0.0010	0.0015	0.0020	0.0029	0.0039	0.0059	0.0079
				Feed (ipm)	1.8	1.8	1.8	1.8	1.8	1.8	1.8
		≤ 425 Bhn or ≤ 45 HRc	45	RPM	1375	917	688	458	344	229	172
			(36-54)	Fr	0.0006	0.0009	0.0012	0.0017	0.0023	0.0035	0.0047
				Feed (ipm)	0.8	0.8	0.8	0.8	0.8	0.8	0.8
	ALLOY STEELS 4140, 4150, 4320, 5120, 5150, 8630, 86L20, 50100	≤ 275 Bhn or ≤ 28 HRc	95	RPM	2903	1935	1452	968	726	484	363
			(76-114)	Fr	0.0009	0.0013	0.0018	0.0027	0.0036	0.0054	0.0072
				Feed (ipm)	2.6	2.6	2.6	2.6	2.6	2.6	2.6
		≤ 375 Bhn or ≤ 40 HRc	60	RPM	1834	1222	917	611	458	306	229
			(48-72)	Fr	0.0009	0.0014	0.0019	0.0028	0.0037	0.0056	0.0074
				Feed (ipm)	1.7	1.7	1.7	1.7	1.7	1.7	1.7
		≤ 450 Bhn or ≤ 48 HRc	35	RPM	1070	713	535	357	267	178	134
			(28-42)	Fr	0.0006	0.0008	0.0011	0.0017	0.0022	0.0034	0.0045
				Feed (ipm)	0.6	0.6	0.6	0.6	0.6	0.6	0.6
M			(42-64)	Fr	0.0006	0.0009	0.0012	0.0019	0.0025	0.0037	0.0049
				Feed (ipm)	1.0	1.0	1.0	1.0	1.0	1.0	1.0
		≤ 330 Bhn or ≤ 36 HRc	46	RPM	1406	937	703	469	351	234	176
			(37-55)	Fr	0.0005	0.0007	0.0010	0.0015	0.0020	0.0030	0.0040
				Feed (ipm)	0.7	0.7	0.7	0.7	0.7	0.7	0.7
	STAINLESS STEELS (DIFFICULT) 304, 316, 321, 13-8 PH, 15-5PH, 17-4 PH, Custom 450	≤ 275 Bhn or ≤ 28 HRc	28	RPM	856	570	428	285	214	143	107
			(22-34)	Fr	0.0007	0.0011	0.0014	0.0021	0.0028	0.0042	0.0056
				Feed (IPM)	0.6	0.6	0.6	0.6	0.6	0.6	0.6
		≤ 375 Bhn or ≤ 40 HRc	21	RPM	642	428	321	214	160	107	80
			(17-25)	Fr	0.0003	0.0005	0.0006	0.0009	0.0012	0.0019	0.0025
				Feed (IPM)	0.2	0.2	0.2	0.2	0.2	0.2	0.2
K	CAST IRONS Gray, Malleable, Ductile	≤ 220 Bhn or ≤ 19 HRc	105	RPM	3209	2139	1604	1070	802	535	401
			(84-126)	Fr	0.0012	0.0018	0.0024	0.0036	0.0049	0.0073	0.0097
				Feed (ipm)	3.9	3.9	3.9	3.9	3.9	3.9	3.9
		≤ 330 Bhn or ≤ 36 HRc	75	RPM	2292	1528	1146	764	573	382	287
			(60-90)	Fr	0.0012	0.0018	0.0024	0.0037	0.0049	0.0073	0.0098
				Feed (ipm)	2.8	2.8	2.8	2.8	2.8	2.8	2.8

continued on next page

6 Flute Countersink

	Series 606 Fractional	Hardness	Vc (sfm)		DC • in 1/8	3/16	1/4	3/8	1/2	3/4	1
N	ALUMINUM ALLOYS 2017, 2024, 356, 6061, 7075	≤ 80 Bhn or ≤ 47 HRb	225	RPM	6876	4584	3438	2292	1719	1146	860
			(180-270)	Fr	0.0015	0.0022	0.0030	0.0045	0.0060	0.0090	0.0120
				Feed (ipm)	10.3	10.3	10.3	10.3	10.3	10.3	10.3
		≤ 150 Bhn or ≤ 7 HRc	190	RPM	5806	3871	2903	1935	1452	968	726
			(152-228)	Fr	0.0015	0.0022	0.0030	0.0045	0.0060	0.0090	0.0120
				Feed (ipm)	8.7	8.7	8.7	8.7	8.7	8.7	8.7
	COPPER ALLOYS Alum Bronze, C110, Muntz Brass	≤ 140 Bhn or ≤ 3 HRc	95	RPM	2903	1935	1452	968	726	484	363
			(76-114)	Fr	0.0008	0.0011	0.0015	0.0023	0.0030	0.0045	0.0061
				Feed (ipm)	2.2	2.2	2.2	2.2	2.2	2.2	2.2
		≤ 200 Bhn or ≤ 23 HRc	80	RPM	2445	1630	1222	815	611	407	306
			(64-96)	Fr	0.0008	0.0012	0.0016	0.0023	0.0031	0.0047	0.0062
				Feed (ipm)	1.9	1.9	1.9	1.9	1.9	1.9	1.9
S	SUPER ALLOYS (NICKEL, COBALT, IRON BASE) Inconel 601, 617, 625, Incoloy 800, Monel 400, Rene, Waspaloy	≤ 220 Bhn or ≤ 19 HRc	18	RPM	550	367	275	183	138	92	69
			(14-22)	Fr	0.0005	0.0008	0.0011	0.0016	0.0022	0.0033	0.0044
				Feed (ipm)	0.3	0.3	0.3	0.3	0.3	0.3	0.3
		≤ 320 Bhn or ≤ 34 HRc	14	RPM	428	285	214	143	107	71	53
			(11-17)	Fr	0.0005	0.0007	0.0009	0.0014	0.0019	0.0028	0.0037
				Feed (ipm)	0.2	0.2	0.2	0.2	0.2	0.2	0.2
		≤ 425 Bhn or ≤ 45 HRc	12	RPM	367	244	183	122	92	61	46
			(10-14)	Fr	0.0003	0.0004	0.0005	0.0008	0.0011	0.0016	0.0022
				Feed (ipm)	0.1	0.1	0.1	0.1	0.1	0.1	0.1
	TITANIUM ALLOYS Pure Titanium, Ti6Al4V, Ti6Al2Sn4Zr2Mo, Ti4Al4Mo2Sn0.5Si, Ti-6Al4V	≤ 275 Bhn or ≤ 28 HRc	36	RPM	1100	733	550	367	275	183	138
			(29-43)	Fr	0.0009	0.0014	0.0018	0.0027	0.0036	0.0055	0.0073
				Feed (ipm)	1.0	1.0	1.0	1.0	1.0	1.0	1.0
		≤ 350 Bhn or ≤ 38 HRc	28	RPM	856	570	428	285	214	143	107
			(22-34)	Fr	0.0007	0.0011	0.0014	0.0021	0.0028	0.0042	0.0056
				Feed (ipm)	0.6	0.6	0.6	0.6	0.6	0.6	0.6
		≤ 440 Bhn or ≤ 47 HRc	21	RPM	642	428	321	214	160	107	80
			(17-25)	Fr	0.0003	0.0005	0.0006	0.0009	0.0012	0.0019	0.0025
				Feed (ipm)	0.2	0.2	0.2	0.2	0.2	0.2	0.2

continued on next page

6 Flute Countersink

	Series 606 Fractional	Hardness	Vc (sfm)		DC • in 1/8	3/16	1/4	3/8	1/2	3/4	1
H	TOOL STEELS A2, D2, H13, L2, M2, P20, S7, T15, W2	≤ 250 Bhn or ≤ 24 HRc	35	RPM	1070	713	535	357	267	178	134
			(28-42)	Fr	0.0006	0.0008	0.0011	0.0017	0.0022	0.0034	0.0045
				Feed (ipm)	0.6	0.6	0.6	0.6	0.6	0.6	0.6
		≤ 375 Bhn or ≤ 40 HRc	25	RPM	764	509	382	255	191	127	96
			(20-30)	Fr	0.0003	0.0004	0.0005	0.0008	0.0010	0.0016	0.0021
				Feed (ipm)	0.2	0.2	0.2	0.2	0.2	0.2	0.2
		≤ 475 Bhn or ≤ 50 HRc	20	RPM	611	407	306	204	153	102	76
			(16-24)	Fr	0.0003	0.0005	0.0007	0.0010	0.0013	0.0020	0.0026
				Feed (ipm)	0.2	0.2	0.2	0.2	0.2	0.2	0.2

Bhn (Brinell) HRc (Rockwell C) HRb (Rockwell B)
rpm = Vc x 3.82 / DC
ipm = Fr x rpm
reduce speed and feed for materials harder than listed
refer to the SGS Tool Wizard® for complete technical information (www.kyocera-sgstool.com)

FRACTIONAL

Straight Flute Accu-Reamer

200
FRACTIONAL SERIES

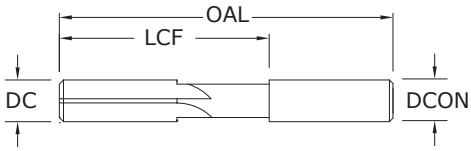

inch					EDP NO.
CUTTING DIAMETER DC	SHANK DIAMETER DCON	MAXIMUM REAM LENGTH LCF	OVERALL LENGTH OAL	NO. OF FLUTES	UNCOATED
3/64	3/64	3/4	1-1/2	4	70003
1/16	1/16	3/4	1-1/2	4	70004
5/64	5/64	1	2	4	70005
3/32	3/32	1-1/4	2-1/4	4	70006
7/64	7/64	1-1/4	2-1/4	4	70007
1/8	1/8	1-1/4	2-1/4	4	70008
9/64	9/64	1-1/2	2-1/2	4	70009
5/32	5/32	1-1/2	2-1/2	4	70010
11/64	11/64	1-3/4	2-3/4	4	70011
3/16	3/16	1-3/4	2-3/4	4	70012
13/64	13/64	2	3	4	70013
7/32	7/32	2	3	4	70014
15/64	15/64	2	3	4	70015
1/4	1/4	2	3	4	70016
17/64	17/64	2-1/4	3-1/4	6	70017
9/32	9/32	2-1/4	3-1/4	6	70018
19/64	19/64	2-1/4	3-1/4	6	70019
5/16	5/16	2-1/4	3-1/4	6	70020
21/64	21/64	2-3/8	3-1/2	6	70021
11/32	11/32	2-3/8	3-1/2	6	70022
23/64	23/64	2-3/8	3-1/2	6	70023
3/8	3/8	2-3/8	3-1/2	6	70024
25/64	25/64	2-7/8	4	6	70025
13/32	13/32	2-7/8	4	6	70026
27/64	27/64	2-7/8	4	6	70027
7/16	7/16	2-7/8	4	6	70028
29/64	29/64	2-7/8	4	6	70029
15/32	15/32	2-7/8	4	6	70030
31/64	31/64	2-7/8	4	6	70031
1/2	1/2	2-7/8	4	6	70032

continued on next page

TOLERANCES (inch)

DC = +0.0002/–0.0000
DCON = +0.0002/–0.0000

- STEELS
- STAINLESS STEELS
- CAST IRON
- HIGH TEMP ALLOYS
- TITANIUM
- NON-FERROUS
- HARDENED STEELS

For patent information visit www.ksptpatents.com

Straight Flute Accu-Reamer

200
FRACTIONAL SERIES

CONTINUED

TOLERANCES (inch)

DC = +0.0002/–0.0000
DCON = +0.0002/–0.0000

inch				
CUTTING DIAMETER DC	SHANK DIAMETER DCON	MAXIMUM REAM LENGTH LCF	OVERALL LENGTH OAL	NO. OF FLUTES
.0470 – .0625	1/16	3/4	1-1/2	4
.0626 – .0781	5/64	1	2	4
.0782 – .0938	3/32	1-1/4	2-1/4	4
.0939 – .1094	7/64	1-1/4	2-1/4	4
.1095 – .1250	1/8	1-1/4	2-1/4	4
.1251 – .1406	9/64	1-1/2	2-1/2	4
.1407 – .1562	5/32	1-1/2	2-1/2	4
.1563 – .1719	11/64	1-3/4	2-3/4	4
.1720 – .1875	3/16	1-3/4	2-3/4	4
.1876 – .2031	13/64	2	3	4
.2032 – .2188	7/32	2	3	4
.2189 – .2344	15/64	2	3	4
.2345 – .2500	1/4	2	3	4
.2501 – .2656	17/64	2-1/4	3-1/4	6
.2657 – .2812	9/32	2-1/4	3-1/4	6
.2813 – .2969	19/64	2-1/4	3-1/4	6
.2970 – .3125	5/16	2-1/4	3-1/4	6
.3126 – .3281	21/64	2-3/8	3-1/2	6
.3282 – .3438	11/32	2-3/8	3-1/2	6
.3439 – .3594	23/64	2-3/8	3-1/2	6
.3595 – .3750	3/8	2-3/8	3-1/2	6
.3751 – .3906	25/64	2-7/8	4	6
.3907 – .4062	13/32	2-7/8	4	6
.4063 – .4219	27/64	2-7/8	4	6
.4220 – .4375	7/16	2-7/8	4	6
.4376 – .4531	29/64	2-7/8	4	6
.4532 – .4688	15/32	2-7/8	4	6
.4689 – .4844	31/64	2-7/8	4	6
.4845 – .5000	1/2	2-7/8	4	6

SER 200 Fractional reamers can be ordered to specific diameters according to the size range of Cutting Diameter DC. Please order as:
- 200. Then the size of the cut diameter in fractional format.
- i.e. 200.0492
- Description: Series 200 size 0.0492
- For Metric sizes convert to fractional inches (i.e. ÷ 25.4)
- The above sample would be a 1.25mm size (1.25 ÷ 25.4 = 0.0492")

All other dimensions are fractional as per table including the Shank

Straight Flute Accu-Reamer

	Series 200 Fractional	Hardness	Vc (sfm)		DC • in 1/16	1/8	3/16	1/4	5/16	3/8	1/2
P	CARBON STEELS 1018, 1040, 1080, 1090, 10L50, 1140, 1212, 12L15, 1525, 1536	≤ 175 Bhn or ≤ 7 HRc	150	RPM	9168	4584	3056	2292	1834	1528	1146
			(120-180)	Fr	0.0018	0.0035	0.0053	0.0071	0.0088	0.0106	0.0141
				Feed (ipm)	16.5	16.0	16.2	16.3	16.1	16.2	16.2
		≤ 300 Bhn or ≤ 32 HRc	75	RPM	4584	2292	1528	1146	917	764	573
			(60-90)	Fr	0.0016	0.0031	0.0047	0.0062	0.0078	0.0093	0.0124
				Feed (ipm)	7.3	7.1	7.2	7.1	7.2	7.1	7.1
		≤ 425 Bhn or ≤ 45 HRc	55	RPM	3362	1681	1121	840	672	560	420
			(44-66)	Fr	0.0009	0.0019	0.0028	0.0037	0.0046	0.0056	0.0074
				Feed (ipm)	3.0	3.2	3.1	3.1	3.1	3.1	3.1
	ALLOY STEELS 4140, 4150, 4320, 5120, 5150, 8630, 86L20, 50100	≤ 275 Bhn or ≤ 28 HRc	115	RPM	7029	3514	2343	1757	1406	1171	879
			(92-138)	Fr	0.0015	0.0030	0.0045	0.0060	0.0075	0.0090	0.0120
				Feed (ipm)	10.5	10.5	10.5	10.5	10.5	10.5	10.5
		≤ 375 Bhn or ≤ 40 HRc	70	RPM	4278	2139	1426	1070	856	713	535
			(56-84)	Fr	0.0015	0.0030	0.0045	0.0060	0.0075	0.0090	0.0120
				Feed (ipm)	6.4	6.4	6.4	6.4	6.4	6.4	6.4
		≤ 450 Bhn or ≤ 48 HRc	45	RPM	2750	1375	917	688	550	458	344
			(36-54)	Fr	0.0009	0.0019	0.0028	0.0037	0.0046	0.0056	0.0074
				Feed (ipm)	2.5	2.6	2.6	2.5	2.5	2.6	2.5
M	STAINLESS STEELS (FREE MACHINING) 303, 416, 420F, 430F 440F	≤ 250 Bhn or ≤ 24 HRc	75	RPM	4584	2292	1528	1146	917	764	573
			(60-90)	Fr	0.0010	0.0020	0.0029	0.0039	0.0049	0.0059	0.0078
				Feed (ipm)	4.6	4.6	4.4	4.5	4.5	4.5	4.5
		≤ 330 Bhn or ≤ 36 HRc	55	RPM	3362	1681	1121	840	672	560	420
			(44-66)	Fr	0.0008	0.0015	0.0023	0.0030	0.0038	0.0045	0.0060
				Feed (ipm)	2.7	2.5	2.6	2.5	2.6	2.5	2.5
	STAINLESS STEELS (DIFFICULT) 304, 316, 321, 13-8 PH, 15-5PH, 17-4 PH, Custom 450	≤ 275 Bhn or ≤ 28 HRc	35	RPM	2139	1070	713	535	428	357	267
			(28-42)	Fr	0.0010	0.0020	0.0029	0.0039	0.0049	0.0059	0.0078
				Feed (ipm)	2.1	2.1	2.1	2.1	2.1	2.1	2.1
		≤ 375 Bhn or ≤ 40 HRc	25	RPM	1528	764	509	382	306	255	191
			(20-30)	Fr	0.0006	0.0013	0.0019	0.0025	0.0031	0.0038	0.0050
				Feed (ipm)	0.9	1.0	1.0	1.0	0.9	1.0	1.0
K	CAST IRONS Gray, Malleable, Ductile	≤ 220 Bhn or ≤ 19 HRc	125	RPM	7640	3820	2547	1910	1528	1273	955
			(100-150)	Fr	0.0020	0.0040	0.0060	0.0081	0.0101	0.0121	0.0161
				Feed (ipm)	15.3	15.3	15.3	15.5	15.4	15.4	15.4
		≤ 330 Bhn or ≤ 36 HRc	95	RPM	5806	2903	1935	1452	1161	968	726
			(76-114)	Fr	0.0020	0.0040	0.0060	0.0081	0.0101	0.0121	0.0161
				Feed (ipm)	11.6	11.6	11.6	11.8	11.7	11.7	11.7
N	ALUMINUM ALLOYS 2017, 2024, 356, 6061, 7075	≤ 80 Bhn or ≤ 47 HRb	270	RPM	16502	8251	5501	4126	3300	2750	2063
			(216-324)	Fr	0.0025	0.0050	0.0075	0.0100	0.0125	0.0150	0.0200
				Feed (ipm)	41.3	41.3	41.3	41.3	41.3	41.3	41.3
		≤ 150 Bhn or ≤ 7 HRc	230	RPM	14058	7029	4686	3514	2812	2343	1757
			(184-276)	Fr	0.0025	0.0050	0.0075	0.0100	0.0125	0.0150	0.0200
				Feed (ipm)	35.1	35.1	35.1	35.1	35.1	35.1	35.1
	COPPER ALLOYS Alum Bronze, C110, Muntz Brass	≤ 140 Bhn or ≤ 3 HRc	115	RPM	7029	3514	2343	1757	1406	1171	879
			(92-138)	Fr	0.0013	0.0026	0.0038	0.0051	0.0064	0.0077	0.0102
				Feed (ipm)	9.1	9.1	8.9	9.0	9.0	9.0	9.0
		≤ 200 Bhn or ≤ 23 HRc	95	RPM	5806	2903	1935	1452	1161	968	726
			(76-114)	Fr	0.0013	0.0026	0.0038	0.0051	0.0064	0.0077	0.0102
				Feed (ipm)	7.5	7.5	7.4	7.4	7.4	7.5	7.4

continued on next page

Straight Flute Accu-Reamer

	Series 200 Fractional	Hardness	Vc (sfm)		DC • in 1/16	1/8	3/16	1/4	5/16	3/8	1/2
S	SUPER ALLOYS (NICKEL, COBALT, IRON BASE) Inconel 601, 617, 625, Incoloy 800, Monel 400, Rene, Waspaloy	≤ 220 Bhn or ≤ 19 HRc	20	RPM	1222	611	407	306	244	204	153
			(16-24)	Fr	0.0008	0.0015	0.0023	0.0030	0.0038	0.0045	0.0060
				Feed (ipm)	1.0	0.9	0.9	0.9	0.9	0.9	0.9
		≤ 320 Bhn or ≤ 34 HRc	15	RPM	917	458	306	229	183	153	115
			(12-18)	Fr	0.0006	0.0013	0.0019	0.0025	0.0031	0.0038	0.0050
				Feed (ipm)	0.6	0.6	0.6	0.6	0.6	0.6	0.6
		≤ 425 Bhn or ≤ 45 HRc	10	RPM	611	306	204	153	122	102	76
			(8-12)	Fr	0.0004	0.0007	0.0011	0.0015	0.0018	0.0022	0.0029
				Feed (ipm)	0.2	0.2	0.2	0.2	0.2	0.2	0.2
	TITANIUM ALLOYS Pure Titanium, Ti6Al4V, Ti6Al2Sn4Zr2Mo, Ti4Al4Mo2Sn0.5Si, Ti-6Al4V	≤ 275 Bhn or ≤ 28 HRc	45	RPM	2750	1375	917	688	550	458	344
			(36-54)	Fr	0.0015	0.0030	0.0045	0.0060	0.0075	0.0090	0.0120
				Feed (ipm)	4.1	4.1	4.1	4.1	4.1	4.1	4.1
		≤ 350 Bhn or ≤ 38 HRc	35	RPM	2139	1070	713	535	428	357	267
			(28-42)	Fr	0.0010	0.0020	0.0029	0.0039	0.0049	0.0059	0.0078
				Feed (ipm)	2.1	2.1	2.1	2.1	2.1	2.1	2.1
		≤ 440 Bhn or ≤ 47 HRc	25	RPM	1528	764	509	382	306	255	191
			(20-30)	Fr	0.0006	0.0013	0.0019	0.0025	0.0031	0.0038	0.0050
				Feed (ipm)	0.9	1.0	1.0	1.0	0.9	1.0	1.0
H	TOOL STEELS A2, D2, H13, L2, M2, P20, S7, T15, W2	≤ 250 Bhn or ≤ 24 HRc	40	RPM	2445	1222	815	611	489	407	306
			(32-48)	Fr	0.0010	0.0020	0.0029	0.0039	0.0049	0.0059	0.0078
				Feed (ipm)	2.4	2.4	2.4	2.4	2.4	2.4	2.4
		≤ 375 Bhn or ≤ 40 HRc	25	RPM	1528	764	509	382	306	255	191
			(20-30)	Fr	0.0006	0.0013	0.0019	0.0025	0.0031	0.0038	0.0050
				Feed (ipm)	0.9	1.0	1.0	1.0	0.9	1.0	1.0
		≤ 475 Bhn or ≤ 50 HRc	20	RPM	1222	611	407	306	244	204	153
			(16-24)	Fr	0.0004	0.0008	0.0012	0.0016	0.0019	0.0023	0.0031
				Feed (ipm)	0.5	0.5	0.5	0.5	0.5	0.5	0.5
		≤ 655 Bhn or ≤ 60 HRc	14	RPM	856	428	285	214	171	143	107
			(11-17)	Fr	0.0003	0.0007	0.0011	0.0014	0.0018	0.0021	0.0028
				Feed (ipm)	0.3	0.3	0.3	0.3	0.3	0.3	0.3

Bhn (Brinell) HRc (Rockwell C) HRb (Rockwell B)
rpm = Vc x 3.82 / DC
ipm = Fr x rpm
increase speed and feed 30 percent when using coated reamers
reduce speed and feed for materials harder than listed
refer to the SGS Tool Wizard® for complete technical information (www.kyocera-sgstool.com)

Straight Flute Reamer

201M
METRIC SERIES

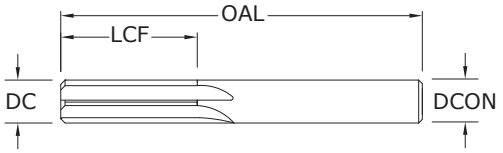

mm					EDP NO.
CUTTING DIAMETER DC	SHANK DIAMETER DCON	MAXIMUM REAM LENGTH LCF	OVERALL LENGTH OAL	NO. OF FLUTES	UNCOATED
1,0	1,0	6,0	32,0	4	81001
1,5	1,5	9,5	38,0	4	81003
2,0	2,0	12,7	44,0	4	81005
2,5	2,5	12,7	50,0	4	81007
3,0	3,0	16,0	57,0	4	81009
3,5	3,5	19, 0	63,0	4	81011
4,0	4,0	19,0	63,0	4	81013
4,5	4,5	22,0	70,0	4	81015
5,0	5,0	25,0	75,0	4	81017
5,5	5,5	25,0	75,0	4	81019
6,0	6,0	25,0	75,0	4	81021
7,0	7,0	28,0	82,0	6	81023
8,0	8,0	28,0	82,0	6	81025
9,0	9,0	31,0	89,0	6	81027
10,0	10,0	31,0	89,0	6	81029

TOLERANCES (mm)

1–6 DIAMETER
DC = +0,008/–0,000

>6–10 DIAMETER
DC = +0,010/–0,000

- STEELS
- STAINLESS STEELS
- CAST IRON
- HIGH TEMP ALLOYS
- TITANIUM
- NON-FERROUS
- HARDENED STEELS

For patent information visit www.ksptpatents.com

Straight Flute Reamer

	Series 201M Metric	Hardness	Vc (m/min)		DC • mm 1	2	3	4	6	8	10
P	CARBON STEELS 1018, 1040, 1080, 1090, 10L50, 1140, 1212, 12L15, 1525, 1536	≤ 175 Bhn or ≤ 7 HRc	46	RPM	14541	7271	4847	3635	2424	1818	1454
			(37-55)	Fr	0.028	0.056	0.085	0.113	0.169	0.226	0.282
				Feed (mm/min)	410	410	410	410	410	410	410
		≤ 300 Bhn or ≤ 32 HRc	23	RPM	7271	3635	2424	1818	1212	909	727
			(18-27)	Fr	0.025	0.050	0.074	0.099	0.149	0.198	0.248
				Feed (mm/min)	180	180	180	180	180	180	180
		≤ 425 Bhn or ≤ 45 HRc	17	RPM	5332	2666	1777	1333	889	666	533
			(13-20)	Fr	0.015	0.030	0.044	0.059	0.089	0.119	0.148
				Feed (mm/min)	79	79	79	79	79	79	79
	ALLOY STEELS 4140, 4150, 4320, 5120, 5150, 8630, 86L20, 50100	≤ 275 Bhn or ≤ 28 HRc	35	RPM	11148	5574	3716	2787	1858	1394	1115
			(28-42)	Fr	0.024	0.048	0.072	0.096	0.144	0.192	0.240
				Feed (mm/min)	268	268	268	268	268	268	268
		≤ 375 Bhn or ≤ 40 HRc	21	RPM	6786	3393	2262	1696	1131	848	679
			(17-26)	Fr	0.024	0.048	0.072	0.096	0.144	0.192	0.240
				Feed (mm/min)	163	163	163	163	163	163	163
		≤ 450 Bhn or ≤ 48 HRc	14	RPM	4362	2181	1454	1091	727	545	436
			(11-16)	Fr	0.015	0.030	0.045	0.060	0.089	0.119	0.149
				Feed (mm/min)	65	65	65	65	65	65	65
M	STAINLESS STEELS (FREE MACHINING) 303, 416, 420F, 430F 440F	≤ 250 Bhn or ≤ 24 HRc	23	RPM	7271	3635	2424	1818	1212	909	727
			(18-27)	Fr	0.015	0.030	0.045	0.059	0.089	0.119	0.149
				Feed (mm/min)	108	108	108	108	108	108	108
		≤ 330 Bhn or ≤ 36 HRc	17	RPM	5332	2666	1777	1333	889	666	533
			(13-20)	Fr	0.012	0.024	0.036	0.048	0.072	0.096	0.120
				Feed (mm/min)	64	64	64	64	64	64	64
	STAINLESS STEELS (DIFFICULT) 304, 316, 321, 13-8 PH, 15-5PH, 17-4 PH, Custom 450	≤ 275 Bhn or ≤ 28 HRc	11	RPM	3393	1696	1131	848	565	424	339
			(9-13)	Fr	0.015	0.029	0.044	0.059	0.088	0.118	0.147
				Feed (mm/min)	50	50	50	50	50	50	50
		≤ 375 Bhn or ≤ 40 HRc	8	RPM	2424	1212	808	606	404	303	242
			(6-9)	Fr	0.010	0.020	0.030	0.040	0.059	0.079	0.099
				Feed (mm/min)	24	24	24	24	24	24	24
K	CAST IRONS Gray, Malleable, Ductile	≤ 220 Bhn or ≤ 19 HRc	38	RPM	12118	6059	4039	3029	2020	1515	1212
			(30-46)	Fr	0.032	0.064	0.097	0.129	0.193	0.257	0.322
				Feed (mm/min)	390	390	390	390	390	390	390
		≤ 330 Bhn or ≤ 36 HRc	29	RPM	9209	4605	3070	2302	1535	1151	921
			(23-35)	Fr	0.032	0.064	0.096	0.128	0.192	0.256	0.320
				Feed (mm/min)	295	295	295	295	295	295	295

continued on next page

Straight Flute Reamer

	Series 201M Metric	Hardness	Vc (m/min)		DC • mm 1	2	3	4	6	8	10
N	ALUMINUM ALLOYS 2017, 2024, 356, 6061, 7075	≤ 80 Bhn or ≤ 47 HRb	82	RPM	26174	13087	8725	6544	4362	3272	2617
			(66-99)	Fr	0.040	0.080	0.120	0.160	0.240	0.320	0.400
				Feed (mm/min)	1047	1047	1047	1047	1047	1047	1047
		≤ 150 Bhn or ≤ 7 HRc	70	RPM	22297	11148	7432	5574	3716	2787	2230
			(56-84)	Fr	0.040	0.080	0.120	0.160	0.240	0.320	0.400
				Feed (mm/min)	892	892	892	892	892	892	892
	COPPER ALLOYS Alum Bronze, C110, Muntz Brass	≤ 140 Bhn or ≤ 3 HRc	35	RPM	11148	5574	3716	2787	1858	1394	1115
			(28-42)	Fr	0.020	0.041	0.061	0.081	0.122	0.163	0.204
				Feed (mm/min)	227	227	227	227	227	227	227
		≤ 200 Bhn or ≤ 23 HRc	29	RPM	9209	4605	3070	2302	1535	1151	921
			(23-35)	Fr	0.020	0.041	0.061	0.082	0.122	0.163	0.204
				Feed (mm/min)	188	188	188	188	188	188	188
S	SUPER ALLOYS (NICKEL, COBALT, IRON BASE) Inconel 601, 617, 625, Incoloy 800, Monel 400, Rene, Waspaloy	≤ 220 Bhn or ≤ 19 HRc	6	RPM	1939	969	646	485	323	242	194
			(5-7)	Fr	0.012	0.024	0.036	0.047	0.071	0.095	0.119
				Feed (mm/min)	23	23	23	23	23	23	23
		≤ 320 Bhn or ≤ 34 HRc	5	RPM	1454	727	485	364	242	182	145
			(4-5)	Fr	0.010	0.021	0.031	0.041	0.062	0.083	0.103
				Feed (mm/min)	15	15	15	15	15	15	15
		≤ 425 Bhn or ≤ 45 HRc	3	RPM	969	485	323	242	162	121	97
			(2-4)	Fr	0.006	0.012	0.019	0.025	0.037	0.050	0.062
				Feed (mm/min)	6	6	6	6	6	6	6
	TITANIUM ALLOYS Pure Titanium, Ti6Al4V, Ti6Al2Sn4Zr2Mo, Ti4Al4Mo2Sn0.5Si, Ti-6Al4V	≤ 275 Bhn or ≤ 28 HRc	14	RPM	4362	2181	1454	1091	727	545	436
			(11-16)	Fr	0.024	0.048	0.072	0.096	0.144	0.193	0.241
				Feed (mm/min)	105	105	105	105	105	105	105
		≤ 350 Bhn or ≤ 38 HRc	11	RPM	3393	1696	1131	848	565	424	339
			(9-13)	Fr	0.015	0.029	0.044	0.059	0.088	0.118	0.147
				Feed (mm/min)	50	50	50	50	50	50	50
		≤ 440 Bhn or ≤ 47 HRc	8	RPM	2424	1212	808	606	404	303	242
			(6-9)	Fr	0.010	0.020	0.030	0.040	0.059	0.079	0.099
				Feed (mm/min)	24	24	24	24	24	24	24

continued on next page

Straight Flute Reamer

	Series 201M Metric	Hardness	Vc (m/min)		DC • mm 1	2	3	4	6	8	10
H	TOOL STEELS A2, D2, H13, L2, M2, P20, S7, T15, W2	≤ 250 Bhn or ≤ 24 HRc	12	RPM	3878	1939	1293	969	646	485	388
			(10-15)	Fr	0.015	0.031	0.046	0.062	0.093	0.124	0.155
				Feed (mm/min)	60	60	60	60	60	60	60
		≤ 375 Bhn or ≤ 40 HRc	8	RPM	2424	1212	808	606	404	303	242
			(6-9)	Fr	0.010	0.020	0.030	0.040	0.059	0.079	0.099
				Feed (mm/min)	24	24	24	24	24	24	24
		≤ 475 Bhn or ≤ 50 HRc	6	RPM	1939	969	646	485	323	242	194
			(5-7)	Fr	0.006	0.012	0.019	0.025	0.037	0.050	0.062
				Feed (mm/min)	12	12	12	12	12	12	12
		≤ 655 Bhn or ≤ 60 HRc	4	RPM	1272	636	424	318	212	159	127
			(3-5)	Fr	0.006	0.013	0.019	0.025	0.038	0.050	0.063
				Feed (mm/min)	8	8	8	8	8	8	8

Bhn (Brinell) HRc (Rockwell C) HRb (Rockwell B)
rpm = (Vc x 1000) / (DC x 3.14)
mm/min = Fr x rpm
increase speed and feed 30 percent when using coated reamers
reduce speed and feed for materials harder than listed
refer to the SGS Tool Wizard® for complete technical information (www.kyocera-sgstool.com)

SGS®
Solid Carbide Tools

VALUE AT THE SPINDLE®

Routers

Routing

HIGH PERFORMANCE ROUTERS	SERIES	DESCRIPTION	PAGE
Carbon Composite	20-CCR	Multi-Flute Carbon Composite Fractional	338
	20M-CCR	Multi-Flute Carbon Composite Metric	338
	20-CCR-LHC	Multi-Flute Carbon Composite Left Hand Cut Fractional	339
	20M-CCR-LHC	Multi-Flute Carbon Composite Left Hand Cut Metric	339
Coarse Cut Carbon Composite	31-CCR	Multi-Flute Coarse Composite Fractional	342
	31M-CCR	Multi-Flute Coarse Composite Metric	342
Compression	25	Multi-Flute Compression Fractional	345
	25M	Multi-Flute Compression Metric	345

GENERAL PURPOSE ROUTERS	SERIES	DESCRIPTION	PAGE
Up Cut	21	2 Flute Up Cut Fractional	348
	21M	2 Flute Up Cut Metric	348
Down Cut	22	2 Flute Down Cut Fractional	349
	22M	2 Flute Down Cut Metric	349

Speed & Feed Recommendations listed after each series

Ranurado

RANURADORES DE ALTO RENDIMIENTO	SERIE	DESCRIPCIÓN	PÁGINA
Compuesto de carbono	20-CCR	Filo múltiple, compuesto de carbono, fraccional	338
	20M-CCR	Filo múltiple, compuesto de carbono, métrico	338
	20-CCR-LHC	Filo múltiple, carbon composite corte hélice izquierda fraccional	339
	20M-CCR-LHC	Filo múltiple, carbo composite corte hélice izquierda métrico	339
Compuesto de carbono de corte grueso	31-CCR	Filo múltiple, compuesto grueso, fraccional	342
	31M-CCR	Filo múltiple, compuesto grueso, métrico	342
Compresión	25	Filo múltiple, compresión, fraccional	345
	25M	Filo múltiple, compresión, métrico	345

RANURADORES DE USO GENERAL	SERIE	DESCRIPCIÓN	PÁGINA
Corte ascendente	21	2 filos, corte ascendente, fraccional	348
	21M	2 filos, corte ascendente, métrico	348
Corte descendente	22	2 filos, corte descendente, fraccional	349
	22M	2 filos, corte descendente, métrico	349

Recomendaciones de velocidades y avances mostradas tras cada serie

Détourage

FRAISES A DETOURER HAUTE PERFORMANCE	SÈRIES	DESCRIPTION	PAGE
Composites carbone	20-CCR	Multi-dents pour composites carbone (fractionnel)	338
	20M-CCR	Multi-dents pour composites carbone (métrique)	338
	20-CCR-LHC	Multi-dents carbon composite coupe à gauche (fractionnel)	339
	20M-CCR-LHC	Multi-dents carbon composite coupe à gauche (métrique)	339
Pour composites carbone coupe grossière	31-CCR	Multi-dents pour composites grossiers (fractionnel)	342
	31M-CCR	Multi-dents pour composites grossiers (métrique)	342
Compression	25	Multi-dents de compression (fractionnel)	345
	25M	Multi-dents de compression (métrique)	345

FRAISES À DÉTOURER UNIVERSELLES	SÈRIES	DESCRIPTION	PAGE
Coupe ascendante	21	2 dents coupe ascendante (fractionnel)	348
	21M	2 dents coupe ascendante (métrique)	348
Coupe descendante	22	2 dents coupe descendante (fractionnel)	349
	22M	2 dents coupe descendante (métrique)	349

Recommandations de vitesse et avance indiquées après chaque série

Konturenfräsen

HOCHLEISTUNGS-KONTURENFRÄSER	SERIE	BESCHREIBUNG	SEITE
Kohlefaserverbundwerkstoff	20-CCR	Zölliger Konturenfräser für Kohlefaserverbundwerkstoff	338
	20M-CCR	Konturenfräser für Kohlefaserverbundwerkstoff	338
	20-CCR-LHC	Mehrschneider Carbon Composite Links geschnittene zöllig	339
	20M-CCR-LHC	Mehrschneider Carbon Composite Links geschnittene metrisch	339
Grobschnitt Kohlefaserverbundwerkstoff	31-CCR	Zölliger Konturenfräser für Verbundkunststoff	342
	31M-CCR	Konturenfräser für Verbundkunststoff	342
Gegenläufiger Drall	25	Zölliger Gegenläufiger Konturenfräser	345
	25M	Gegenläufiger Konturenfräser	345

STANDARD-KONTURENFRÄSER	SERIE	BESCHREIBUNG	SEITE
Rechtsspirale	21	Zölliger VHM-Fräser mit 2 Schneiden (ziehend)	348
	21M	VHM-Fräser mit 2 Schneiden (ziehend)	348
Linksspirale	22	Zölliger VHM-Fräser mit 2 Schneiden (drückend)	349
	22M	VHM-Fräser mit 2 Schneiden (drückend)	349

Empfehlungen für Drehzahl & Vorschub im Anhang zu jeder Serie

Carbon Composite

20-CCR

FRACTIONAL SERIES

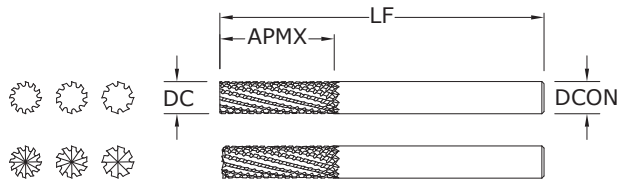

- Multi-flute design and positive geometry to shear with minimal pressure and delamination
- Unique clearance grind minimizes contact between tool diameter and workpiece eliminating friction
- Left hand flutes engineered to control the fibers within CFRP, preventing excessive fiber breakout
- Excels at trimming and profiling difficult and abrasive fiber filled plastics

inch						EDP NO.	
CUTTING DIAMETER DC	LENGTH OF CUT APMX	OVERALL LENGTH LF	SHANK DIAMETER DCON	NO. OF FLUTES	END STYLE	UNCOATED	Di-NAMITE® (Diamond)
1/4	1	2-1/2	1/4	8	No End Cutting	72930	73013
1/4	1	2-1/2	1/4	8	End Cutting	72947	73012
5/16	1	2-1/2	5/16	10	No End Cutting	72948	73026
5/16	1	2-1/2	5/16	10	End Cutting	72949	73014
3/8	1-1/8	2-1/2	3/8	12	No End Cutting	72950	73028
3/8	1-1/8	2-1/2	3/8	12	End Cutting	72951	73027
1/2	1-1/2	3-1/2	1/2	12	No End Cutting	72952	73041
1/2	1-1/2	3-1/2	1/2	12	End Cutting	72953	73029

TOLERANCES (inch)

DC = +.000/–.005
DCON = h_6

PLASTICS/COMPOSITES

For patent information visit www.ksptpatents.com

20M-CCR

METRIC SERIES

- Multi-flute design and positive geometry to shear with minimal pressure and delamination
- Unique clearance grind minimizes contact between tool diameter and workpiece eliminating friction
- Left hand flutes engineered to control the fibers within CFRP, preventing excessive fiber breakout
- Excels at trimming and profiling difficult and abrasive fiber filled plastics

mm						EDP NO.		
CUTTING DIAMETER DC	LENGTH OF CUT APMX	OVERALL LENGTH LF	SHANK DIAMETER DCON	NO. OF FLUTES	END STYLE	UNCOATED	Ti-NAMITE-B (TiB_2)	Di-NAMITE® (Diamond)
2,0	6,0	38,0	3,0	5	End Cutting	82930	83100	83070
3,0	10,0	38,0	3,0	5	End Cutting	82931	83101	83071
4,0	12,0	50,0	4,0	5	End Cutting	82932	83102	83072
5,0	15,0	50,0	6,0	5	End Cutting	82933	83103	83073
6,0	25,0	63,0	6,0	8	No End Cutting	82966	83104	83027
6,0	25,0	63,0	6,0	8	End Cutting	82967	83105	83026
8,0	25,0	63,0	8,0	10	No End Cutting	82968	83106	83029
8,0	25,0	63,0	8,0	10	End Cutting	82969	83107	83028
10,0	28,0	63,0	10,0	12	No End Cutting	82970	83108	83042
10,0	28,0	63,0	10,0	12	End Cutting	82971	83109	83041
12,0	38,0	89,0	12,0	12	No End Cutting	82972	83110	83044
12,0	38,0	89,0	12,0	12	End Cutting	82973	83111	83043

TOLERANCES (mm)

DC = +0,000/–0,130
DCON = h_6

PLASTICS/COMPOSITES

For patent information visit www.ksptpatents.com

Carbon Composite

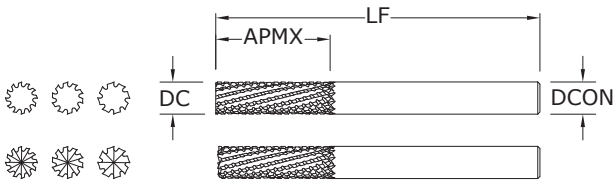

20-CCR-LHC

FRACTIONAL SERIES

TOLERANCES (inch)

DC = +.000/–.005
DCON = h_6

PLASTICS/COMPOSITES

For patent information visit www.ksptpatents.com

inch						EDP NO.	
CUTTING DIAMETER DC	LENGTH OF CUT APMX	OVERALL LENGTH LF	SHANK DIAMETER DCON	NO. OF FLUTES	END STYLE	UNCOATED	Di-NAMITE® (Diamond)
1/4	1	2-1/2	1/4	8	No End Cutting	73070	73078
1/4	1	2-1/2	1/4	8	End Cutting	73071	73079
5/16	1	2-1/2	5/16	10	No End Cutting	73072	73080
5/16	1	2-1/2	5/16	10	End Cutting	73073	73081
3/8	1-1/8	2-1/2	3/8	12	No End Cutting	73074	73082
3/8	1-1/8	2-1/2	3/8	12	End Cutting	73075	73083

- Multi-flute design and positive geometry to shear with minimal pressure and delamination
- Unique clearance grind minimizes contact between tool diameter and workpiece eliminating friction
- Left hand flutes engineered to control the fibers within CFRP, preventing excessive fiber breakout
- Excels at trimming and profiling difficult and abrasive fiber filled plastics

20M-CCR-LHC

METRIC SERIES

TOLERANCES (mm)

DC = +0,000/–0,130
DCON = h_6

PLASTICS/COMPOSITES

For patent information visit www.ksptpatents.com

mm						EDP NO.	
CUTTING DIAMETER DC	LENGTH OF CUT APMX	OVERALL LENGTH LF	SHANK DIAMETER DCON	NO. OF FLUTES	END STYLE	UNCOATED	Di-NAMITE® (Diamond)
6,0	25,0	63,0	6,0	8	No End Cutting	83220	83230
6,0	25,0	63,0	6,0	8	End Cutting	83221	83231
8,0	25,0	63,0	8,0	10	No End Cutting	83222	83232
8,0	25,0	63,0	8,0	10	End Cutting	83223	83233
10,0	28,0	63,0	10,0	12	No End Cutting	83224	83234
10,0	28,0	63,0	10,0	12	End Cutting	83225	83235

- Multi-flute design and positive geometry to shear with minimal pressure and delamination
- Unique clearance grind minimizes contact between tool diameter and workpiece eliminating friction
- Left hand flutes engineered to control the fibers within CFRP, preventing excessive fiber breakout
- Excels at trimming and profiling difficult and abrasive fiber filled plastics

Carbon Composite

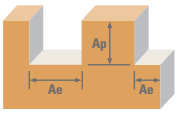

	Series 20 Fractional		Ae x DC	Ap x DC	Vc (sfm)		DC • in 1/4	5/16	3/8	1/2
N	CFRP, AFRP (CARBON FIBER, ARAMID FIBER)	Slot	1	≤ 1	400 (320-480)	RPM	6112	4890	4075	3056
						Fr	0.0049	0.0094	0.0135	0.0180
						Feed (ipm)	30	46	55	55
		Profile	≤ 0.5	≤ 1.5	500 (400-600)	RPM	7640	6112	5093	3820
						Fr	0.0049	0.0094	0.0135	0.0180
						Feed (ipm)	38	58	69	69
		HSM	≤ 0.05	≤ 2	825 (660-990)	RPM	12606	10085	8404	6303
						Fr	0.0111	0.0215	0.0309	0.0413
						Feed (ipm)	140	217	260	260
	GFRP (FIBERGLASS)	Slot	1	≤ 1	320 (256-384)	RPM	4890	3912	3260	2445
						Fr	0.0049	0.0095	0.0135	0.0180
						Feed (ipm)	24	37	44	44
		Profile	≤ 0.5	≤ 1.5	400 (320-480)	RPM	6112	4890	4075	3056
						Fr	0.0049	0.0095	0.0135	0.0180
						Feed (ipm)	30	46	55	55
		HSM	≤ 0.05	≤ 2	660 (528-792)	RPM	10085	8068	6723	5042
						Fr	0.0110	0.0214	0.0311	0.0414
						Feed (ipm)	111	173	209	209
	CARBON, GRAPHITE	Slot	1	≤ 1	480 (384-576)	RPM	7334	5868	4890	3667
						Fr	0.0064	0.0124	0.0180	0.0240
						Feed (ipm)	47	73	88	88
		Profile	≤ 0.5	≤ 1.5	600 (480-720)	RPM	9168	7334	6112	4584
						Fr	0.0064	0.0124	0.0180	0.0240
						Feed (ipm)	59	91	110	110
		HSM	≤ 0.05	≤ 2	990 (792-1188)	RPM	15127	12102	10085	7564
						Fr	0.0147	0.0287	0.0412	0.0549
						Feed (ipm)	223	347	415	415
	PLASTICS	Slot	1	≤ 1	665 (640-690)	RPM	10161	8129	6774	5081
						Fr	0.0077	0.0150	0.0217	0.0241
						Feed (ipm)	78	122	147	147
		Profile	≤ 0.5	≤ 1.5	1000 (800-1200)	RPM	15280	12224	10187	7640
						Fr	0.0077	0.0150	0.0217	0.0241
						Feed (ipm)	118	183	221	184
		HSM	≤ 0.05	≤ 2	1650 (1320-1980)	RPM	25212	20170	16808	12606
						Fr	0.0147	0.0287	0.0413	0.0551
						Feed (ipm)	370	579	694	694

HSM (high speed machining)
rpm = Vc x 3.82 / DC
ipm = Fr x rpm
adjust parameters based on resin type and fiber structure
reduce speed when overheating causes melting or damage to resin
reduce feed if delamination or fraying occur
finish cuts typically required reduced feed and cutting depths
rates shown are for use without coolant; rates may be increased with coolant
dust collection is vital when machining dry
diamond coating will increase tool life in graphite and composite materials
refer to the SGS Tool Wizard® for complete technical information (www.kyocera-sgstool.com)

Carbon Composite

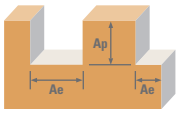

	Series 20M Metric		Ae x DC	Ap x DC	Vc (m/min)		DC • mm 3	6	8	10	12
N	CFRP, AFRP (CARBON FIBER, ARAMID FIBER)	Slot	1	≤ 1	120 (96-164)	RPM	12722	6361	4771	3817	3181
						Fr	0.055	0.113	0.243	0.366	0.439
						Feed (mm/min)	700	720	1160	1395	1395
		Profile	≤ 0.5	≤ 1.5	150 (120-180)	RPM	15903	7951	5963	4771	3976
						Fr	0.055	0.113	0.243	0.366	0.439
						Feed (mm/min)	875	900	1450	1744	1744
		HSM	≤ 0.05	≤ 2	250 (200-300)	RPM	26504	13252	9939	7951	6626
						Fr	0.126	0.260	0.556	0.833	1.000
						Feed (mm/min)	3350	3450	5527	6625	6625
	GFRP (FIBERGLASS)	Slot	1	≤ 1	100 (80-120)	RPM	10602	5301	3976	3181	2650
						Fr	0.054	0.111	0.236	0.357	0.428
						Feed (mm/min)	570	587	940	1135	1135
		Profile	≤ 0.5	≤ 1.5	120 (96-164)	RPM	12722	6361	4771	3817	3181
						Fr	0.054	0.111	0.236	0.357	0.428
						Feed (mm/min)	684	704	1128	1362	1362
		HSM	≤ 0.05	≤ 2	200 (160-240)	RPM	21203	10602	7951	6361	5301
						Fr	0.124	0.261	0.557	1.011	1.213
						Feed (mm/min)	2629	2765	4430	6430	6430
	CARBON, GRAPHITE	Slot	1	≤ 1	145 (116-174)	RPM	15372	7686	5765	4612	3843
						Fr	0.069	0.152	0.323	0.482	0.579
						Feed (mm/min)	1061	1165	1860	2224	2224
		Profile	≤ 0.5	≤ 1.5	185 (148-222)	RPM	19613	9807	7355	5884	4903
						Fr	0.069	0.152	0.323	0.482	0.579
						Feed (mm/min)	1353	1486	2373	2838	2838
		HSM	≤ 0.05	≤ 2	300 (240-360)	RPM	31805	15903	11927	9542	7951
						Fr	0.159	0.348	0.740	1.109	1.331
						Feed (mm/min)	5057	5535	8820	10580	10580
	PLASTICS	Slot	1	≤ 1	245 (196-294)	RPM	25974	12987	9740	7792	6494
						Fr	0.069	0.150	0.319	0.477	0.572
						Feed (mm/min)	1792	1945	3107	3717	3717
		Profile	≤ 0.5	≤ 1.5	305 (244-366)	RPM	32335	16168	12126	9701	8084
						Fr	0.069	0.150	0.319	0.477	0.572
						Feed (mm/min)	2231	2421	3868	4627	4627
		HSM	≤ 0.05	≤ 2	505 (404-606)	RPM	53538	26769	20077	16062	13385
						Fr	0.159	0.344	0.732	1.097	1.316
						Feed (mm/min)	8513	9220	14690	17617	17617

HSM (high speed machining)
rpm = (Vc x 1000) / (DC x 3.14)
mm/min = Fr x rpm
adjust parameters based on resin type and fiber structure
reduce speed when overheating causes melting or damage to resin
reduce feed if delamination or fraying occur
finish cuts typically required reduced feed and cutting depths
rates shown are for use without coolant; rates may be increased with coolant
dust collection is vital when machining dry
diamond coating will increase tool life in graphite and composite materials
refer to the SGS Tool Wizard® for complete technical information (www.kyocera-sgstool.com)

FRACTIONAL

Coarse Cut Carbon Composite

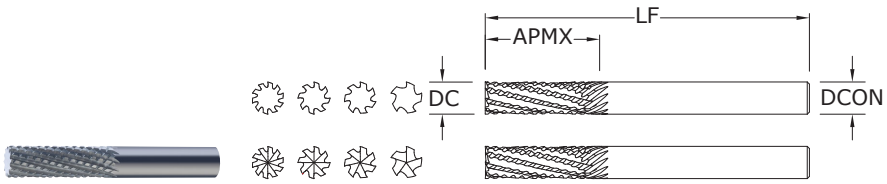

31-CCR

FRACTIONAL SERIES

- Fewer, deeper flutes to prevent clogging in heavy routing
- Unique clearance grind minimizes contact between tool diameter and workpiece eliminating friction
- Left hand flutes engineered to control the fibers within CFRP, preventing excessive fiber breakout
- Excels at trimming and profiling difficult and abrasive fiber filled plastics

inch						EDP NO.	
CUTTING DIAMETER DC	LENGTH OF CUT APMX	OVERALL LENGTH LF	SHANK DIAMETER DCON	NO. OF FLUTES	END STYLE	UNCOATED	Di-NAMITE® (Diamond)
1/4	1	2-1/2	1/4	5	End Cutting	72954	72955
1/4	1	2-1/2	1/4	5	No End Cutting	72956	72957
5/16	1	2-1/2	5/16	7	End Cutting	72958	72959
5/16	1	2-1/2	5/16	7	No End Cutting	72960	72961
3/8	1-1/8	2-1/2	3/8	8	End Cutting	72962	72963
3/8	1-1/8	2-1/2	3/8	8	No End Cutting	72964	72965
1/2	1-1/2	3-1/2	1/2	10	End Cutting	72966	72967
1/2	1-1/2	3-1/2	1/2	10	No End Cutting	72968	72969

TOLERANCES (inch)

DC = +.000/–.005
DCON = h_6

PLASTICS/COMPOSITES

For patent information visit www.ksptpatents.com

31M-CCR

METRIC SERIES

- Fewer, deeper flutes to prevent clogging in heavy routing
- Unique clearance grind minimizes contact between tool diameter and workpiece eliminating friction
- Left hand flutes engineered to control the fibers within CFRP, preventing excessive fiber breakout
- Excels at trimming and profiling difficult and abrasive fiber filled plastics

mm						EDP NO.		
CUTTING DIAMETER DC	LENGTH OF CUT APMX	OVERALL LENGTH LF	SHANK DIAMETER DCON	NO. OF FLUTES	END STYLE	UNCOATED	Ti-NAMITE-B (TiB_2)	Di-NAMITE® (Diamond)
6,0	25,0	63,0	6,0	5	End Cutting	82974	83200	82982
6,0	25,0	63,0	6,0	5	No End Cutting	82975	83201	82983
8,0	25,0	63,0	8,0	7	End Cutting	82976	83202	82984
8,0	25,0	63,0	8,0	7	No End Cutting	82977	83203	82985
10,0	28,0	63,0	10,0	8	End Cutting	82978	83204	82986
10,0	28,0	63,0	10,0	8	No End Cutting	82979	83205	82987
12,0	38,0	89,0	12,0	10	End Cutting	82980	83206	82988
12,0	38,0	89,0	12,0	10	No End Cutting	82981	83207	82989

TOLERANCES (mm)

DC = +0,000/–0,130
DCON = h_6

PLASTICS/COMPOSITES

For patent information visit www.ksptpatents.com

Coarse Cut Carbon Composite

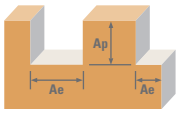

	Series 31 Fractional		Ae x DC	Ap x DC	Vc (sfm)		DC • in 1/4	5/16	3/8	1/2
N	CFRP, AFRP (CARBON FIBER, ARAMID FIBER)	Slot	1	≤ 1	400	RPM	6112	4890	4075	3056
					(320-480)	Fr	0.0029	0.0065	0.0088	0.0147
						Feed (ipm)	18	32	36	45
		Profile	≤ 0.5	≤ 1.5	500	RPM	7640	6112	5093	3820
					(400-600)	Fr	0.0029	0.0065	0.0088	0.0147
						Feed (ipm)	23	40	45	56
		HSM	≤ 0.05	≤ 2	825	RPM	12606	10085	8404	6303
					(660-990)	Fr	0.0069	0.0151	0.0206	0.0344
						Feed (ipm)	87	152	173	217
	GFRP (FIBERGLASS)	Slot	1	≤ 1	320	RPM	4890	3912	3260	2445
					(256-384)	Fr	0.0031	0.0066	0.0089	0.0147
						Feed (ipm)	15	26	29	36
		Profile	≤ 0.5	≤ 1.5	400	RPM	6112	4890	4075	3056
					(320-480)	Fr	0.0031	0.0066	0.0089	0.0147
						Feed (ipm)	19	33	36	45
		HSM	≤ 0.05	≤ 2	660	RPM	10085	8068	6723	5042
					(528-792)	Fr	0.0069	0.0150	0.0205	0.0343
						Feed (ipm)	70	121	138	173
	CARBON, GRAPHITE	Slot	1	≤ 1	480	RPM	7334	5868	4890	3667
					(384-576)	Fr	0.0040	0.0087	0.0119	0.0199
						Feed (ipm)	29	51	58	73
		Profile	≤ 0.5	≤ 1.5	600	RPM	9168	7334	6112	4584
					(480-720)	Fr	0.0040	0.0087	0.0119	0.0199
						Feed (ipm)	36	64	73	91
		HSM	≤ 0.05	≤ 2	990	RPM	15127	12102	10085	7564
					(792-1188)	Fr	0.0092	0.0201	0.0275	0.0459
						Feed (ipm)	139	243	277	347
	PLASTICS	Slot	1	≤ 1	800	RPM	12224	9779	8149	6112
					(640-690)	Fr	0.0040	0.0087	0.0119	0.0200
						Feed (ipm)	49	85	97	122
		Profile	≤ 0.5	≤ 1.5	1000	RPM	15280	12224	10187	7640
					(800-1200)	Fr	0.0040	0.0087	0.0119	0.0200
						Feed (ipm)	61	106	121	153
		HSM	≤ 0.05	≤ 2	1650	RPM	25212	20170	16808	12606
					(1320-1980)	Fr	0.0092	0.0201	0.0275	0.0459
						Feed (ipm)	232	405	462	578

HSM (high speed machining)
rpm = Vc x 3.82 / DC
ipm = Fr x rpm
adjust parameters based on resin type and fiber structure
reduce speed when overheating causes melting or damage to resin
reduce feed if delamination or fraying occur
finish cuts typically required reduced feed and cutting depths
rates shown are for use without coolant; rates may be increased with coolant
dust collection is vital when machining dry
diamond coating will increase tool life in graphite and composite materials
refer to the SGS Tool Wizard® for complete technical information (www.kyocera-sgstool.com)

Coarse Cut Carbon Composite

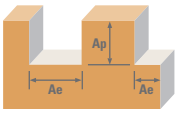

	Series 31M Metric		Ae x DC	Ap x DC	Vc (m/min)		DC • mm 6	8	10	12
N	CFRP, AFRP (CARBON FIBER, ARAMID FIBER)	Slot	1	≤ 1	120	RPM	6361	4771	3817	3181
					(96-164)	Fr	0.071	0.170	0.244	0.366
						Feed (mm/min)	450	810	930	1165
		Profile	≤ 0.5	≤ 1.5	150	RPM	7951	5963	4771	3976
					(120-180)	Fr	0.071	0.170	0.244	0.366
						Feed (mm/min)	563	1013	1163	1456
		HSM	≤ 0.05	≤ 2	250	RPM	13252	9939	7951	6626
					(200-300)	Fr	0.162	0.388	0.555	0.832
						Feed (mm/min)	2150	3860	4415	5515
	GFRP (FIBERGLASS)	Slot	1	≤ 1	100	RPM	5301	3976	3181	2650
					(80-120)	Fr	0.069	0.165	0.237	0.357
						Feed (mm/min)	365	655	755	945
		Profile	≤ 0.5	≤ 1.5	120	RPM	6361	4771	3817	3181
					(96-164)	Fr	0.069	0.165	0.237	0.357
						Feed (mm/min)	438	786	906	1134
		HSM	≤ 0.05	≤ 2	200	RPM	10602	7951	6361	5301
					(160-240)	Fr	0.163	0.390	0.557	0.834
						Feed (mm/min)	1725	3100	3540	4420
	CARBON, GRAPHITE	Slot	1	≤ 1	145	RPM	7686	5765	4612	3843
					(116-174)	Fr	0.095	0.226	0.321	0.483
						Feed (mm/min)	728	1300	1480	1855
		Profile	≤ 0.5	≤ 1.5	185	RPM	9807	7355	5884	4903
					(148-222)	Fr	0.095	0.226	0.321	0.483
						Feed (mm/min)	929	1659	1888	2367
		HSM	≤ 0.05	≤ 2	300	RPM	15903	11927	9542	7951
					(240-360)	Fr	0.217	0.517	0.739	1.111
						Feed (mm/min)	3450	6170	7050	8830
	PLASTICS	Slot	1	≤ 1	245	RPM	12987	9740	7792	6494
					(196-294)	Fr	0.094	0.223	0.318	0.477
						Feed (mm/min)	1215	2175	2475	3100
		Profile	≤ 0.5	≤ 1.5	305	RPM	16168	12126	9701	8084
					(244-366)	Fr	0.094	0.223	0.318	0.477
						Feed (mm/min)	1513	2708	3081	3859
		HSM	≤ 0.05	≤ 2	505	RPM	26769	20077	16062	13385
					(404-606)	Fr	0.215	0.512	0.731	1.098
						Feed (mm/min)	5760	10280	11745	14700

HSM (high speed machining)
rpm = (Vc x 1000) / (DC x 3.14)
mm/min = Fr x rpm
adjust parameters based on resin type and fiber structure
reduce speed when overheating causes melting or damage to resin
reduce feed if delamination or fraying occur
finish cuts typically required reduced feed and cutting depths
rates shown are for use without coolant; rates may be increased with coolant
dust collection is vital when machining dry
diamond coating will increase tool life in graphite and composite materials
refer to the SGS Tool Wizard® for complete technical information (www.kyocera-sgstool.com)

SERIES 25
COMPRESSION ROUTER

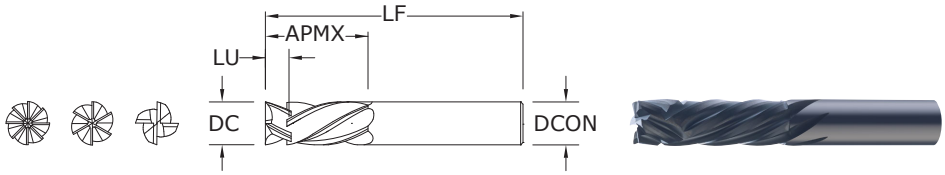

25
FRACTIONAL SERIES

TOLERANCES (inch)

DC = +.000/–.003
DCON = h_6

PLASTICS/COMPOSITES

For patent information visit www.ksptpatents.com

inch						EDP NO.	
CUTTING DIAMETER DC	LENGTH OF CUT APMX	OVERALL LENGTH LF	SHANK DIAMETER DCON	INTERSECT LENGTH LU	NO. OF FLUTES	UNCOATED	Di-NAMITE® (Diamond)
1/4	1	2-1/2	1/4	11/64	4	72970	72971
5/16	1	2-1/2	5/16	7/32	4	72972	72973
3/8	1-1/8	2-1/2	3/8	17/64	6	72974	72975
1/2	1-1/2	3-1/2	1/2	23/64	8	72976	72977

- Compression-style helixes direct cutting forces inward, eliminating fiber breakout and delamination
- Primary/secondary relief grind for reduced friction and pressure
- Rigid, heavy core

25M
METRIC SERIES

TOLERANCES (mm)

DC = +0,000/–0,080
DCON = h_6

PLASTICS/COMPOSITES

For patent information visit www.ksptpatents.com

mm						EDP NO.	
CUTTING DIAMETER DC	LENGTH OF CUT APMX	OVERALL LENGTH LF	SHANK DIAMETER DCON	INTERSECT LENGTH LU	NO. OF FLUTES	UNCOATED	Di-NAMITE® (Diamond)
6,0	25,0	63,0	6,0	4,10	4	82990	82991
8,0	25,0	63,0	8,0	5,58	4	82992	82993
10,0	28,0	63,0	10,0	7,05	6	82994	82995
12,0	38,0	89,0	12,0	8,60	8	82996	82997

- Compression-style helixes direct cutting forces inward, eliminating fiber breakout and delamination
- Primary/secondary relief grind for reduced friction and pressure
- Rigid, heavy core

Compression

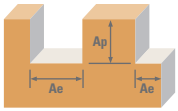

	Series 25 Fractional		Ae x DC	Ap x DC	Vc (sfm)		DC • in 1/4	5/16	3/8	1/2
N	CFRP, AFRP (CARBON FIBER, ARAMID FIBER)	Profile	≤ 0.5	≤ 1.5	500	RPM	7640	6112	5093	3820
					(400-600)	Fz	0.0016	0.0030	0.0040	0.0048
						Feed (ipm)	49	73	122	147
		HSM	≤ 0.05	≤ 2	825	RPM	12606	10085	8404	6303
					(660-990)	Fz	0.0037	0.0069	0.0092	0.0110
						Feed (ipm)	187	278	464	555
	GFRP (FIBERGLASS)	Profile	≤ 0.5	≤ 1.5	400	RPM	6112	4890	4075	3056
					(320-480)	Fz	0.0016	0.0030	0.0040	0.0048
						Feed (ipm)	39	59	98	117
		HSM	≤ 0.05	≤ 2	660	RPM	10085	8068	6723	5042
					(528-792)	Fz	0.0037	0.0069	0.0092	0.0110
						Feed (ipm)	149	223	371	444
	CARBON, GRAPHITE	Profile	≤ 0.5	≤ 1.5	600	RPM	9168	7334	6112	4584
					(480-720)	Fz	0.0020	0.0038	0.0050	0.0060
						Feed (ipm)	73	111	183	220
		HSM	≤ 0.05	≤ 2	990	RPM	15127	12102	10085	7564
					(792-1188)	Fz	0.0046	0.0086	0.0115	0.0138
						Feed (ipm)	278	416	696	835
	PLASTICS	Profile	≤ 0.5	≤ 1.5	1000	RPM	15280	12224	10187	7640
					(800-1200)	Fz	0.0020	0.0038	0.0050	0.0060
						Feed (ipm)	122	186	306	367
		HSM	≤ 0.05	≤ 2	1650	RPM	25212	20170	16808	12606
					(1320-1980)	Fz	0.0046	0.0086	0.0115	0.0138
						Feed (ipm)	464	694	1160	1392
	MACHINABLE CERAMICS MACHINABLE GLASS	Profile	≤ 0.5	≤ 1.5	50	RPM	764	611	509	382
					(40-60)	Fz	0.0008	0.0015	0.0020	0.0024
						Feed (ipm)	2.4	3.7	6.1	7.3
		HSM	≤ 0.05	≤ 2	85	RPM	1299	1039	866	649
					(68-102)	Fz	0.0018	0.0034	0.0046	0.0055
						Feed (ipm)	9.4	14.1	23.9	28.6

HSM (high speed machining)
rpm = Vc x 3.82 / DC
ipm = Fz x number of flutes x rpm
adjust parameters based on resin type and fiber structure
reduce speed when overheating causes melting or damage to resin
reduce feed if delamination or fraying occur
finish cuts typically required reduced feed and cutting depths
rates shown are for use without coolant; rates may be increased with coolant
dust collection is vital when machining dry
diamond coating will increase tool life in graphite and composite materials
refer to the SGS Tool Wizard® for complete technical information (www.kyocera-sgstool.com)

Compression

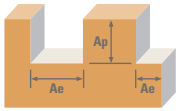

	Series 25M Metric		Ae x DC	Ap x DC	Vc (m/min)		DC • mm 6	8	10	12
N	CFRP, AFRP (CARBON FIBER, ARAMID FIBER)	Profile	≤ 0.5	≤ 1.5	150	RPM	7951	5963	4771	3976
					(96-164)	Fz	0.040	0.065	0.075	0.100
						Feed (mm/min)	1272	1550	2147	3181
		HSM	≤ 0.05	≤ 2	250	RPM	13252	9939	7951	6626
					(200-300)	Fz	0.095	0.145	0.175	0.235
						Feed (mm/min)	5036	5765	8349	12457
	GFRP (FIBERGLASS)	Profile	≤ 0.5	≤ 1.5	120	RPM	6361	4771	3817	3181
					(96-164)	Fz	0.040	0.065	0.075	0.100
						Feed (mm/min)	1018	1240	1717	2544
		HSM	≤ 0.05	≤ 2	200	RPM	10602	7951	6361	5301
					(160-240)	Fz	0.095	0.145	0.175	0.235
						Feed (mm/min)	4029	4612	6679	9966
	CARBON, GRAPHITE	Profile	≤ 0.5	≤ 1.5	185	RPM	9807	7355	5884	4903
					(148-222)	Fz	0.050	0.080	0.095	0.125
						Feed (mm/min)	1961	2354	3354	4903
		HSM	≤ 0.05	≤ 2	300	RPM	15903	11927	9542	7951
					(240-360)	Fz	0.115	0.185	0.220	0.290
						Feed (mm/min)	7315	8826	12595	18447
	PLASTICS	Profile	≤ 0.5	≤ 1.5	305	RPM	16168	12126	9701	8084
					(244-366)	Fz	0.050	0.080	0.095	0.125
						Feed (mm/min)	3234	3880	5529	8084
		HSM	≤ 0.05	≤ 2	505	RPM	26769	20077	16062	13385
					(404-606)	Fz	0.115	0.185	0.220	0.290
						Feed (mm/min)	12314	14857	21201	31052
	MACHINABLE CERAMICS MACHINABLE GLASS	Profile	≤ 0.5	≤ 1.5	15	RPM	795	596	477	398
					(12-18)	Fz	0.020	0.035	0.045	0.050
						Feed (mm/min)	64	83	129	159
		HSM	≤ 0.05	≤ 2	25	RPM	1325	994	795	663
					(20-30)	Fz	0.045	0.075	0.085	0.115
						Feed (mm/min)	239	298	406	610

HSM (high speed machining)
rpm = (Vc x 1000) / (DC x 3.14)
mm/min = Fz x number of flutes x rpm
adjust parameters based on resin type and fiber structure
reduce speed when overheating causes melting or damage to resin
reduce feed if delamination or fraying occur
finish cuts typically required reduced feed and cutting depths
rates shown are for use without coolant; rates may be increased with coolant
dust collection is vital when machining dry
diamond coating will increase tool life in graphite and composite materials
refer to the SGS Tool Wizard® for complete technical information (www.kyocera-sgstool.com)

Up Cut

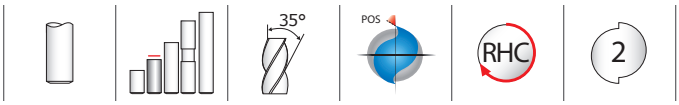

21
FRACTIONAL SERIES

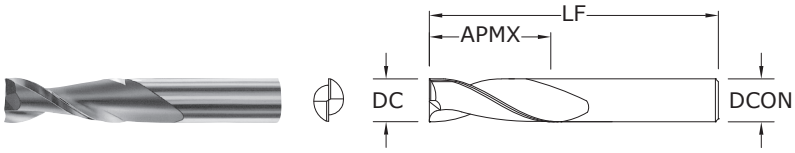

inch				EDP NO.
CUTTING DIAMETER DC	LENGTH OF CUT APMX	OVERALL LENGTH LF	SHANK DIAMETER DCON	UNCOATED
1/8	1/2	2	1/4	90001
5/32	5/8	2-1/2	1/4	90005
3/16	3/4	2-1/2	1/4	90009
1/4	3/4	2-1/2	1/4	90013
1/4	1	2-1/2	1/4	90017
5/16	1	2-1/2	5/16	90021
5/16	1	3	1/2	90025
3/8	1	2-1/2	3/8	90029
3/8	1-1/4	3	1/2	90033
1/2	1-1/4	3	1/2	90037
1/2	1-1/2	3-1/2	1/2	90041
1/2	2	4	1/2	90045
5/8	2	4-1/2	5/8	90049
3/4	2	4-1/2	3/4	90053

TOLERANCES (inch)

DC = +.000/–.003
DCON = h_6

PLASTICS/COMPOSITES

For patent information visit www.ksptpatents.com

21M
METRIC SERIES

mm				EDP NO.
CUTTING DIAMETER DC	LENGTH OF CUT APMX	OVERALL LENGTH LF	SHANK DIAMETER DCON	UNCOATED
3,0	13,0	50,0	6,0	90101
4,0	16,0	63,0	6,0	90107
5,0	19,0	63,0	6,0	90109
6,0	25,0	63,0	6,0	90113
8,0	25,0	63,0	8,0	90121
10,0	31,0	75,0	10,0	90129
12,0	31,0	75,0	12,0	90137

TOLERANCES (mm)

DC = +0,000/–0,080
DCON = h_6

PLASTICS/COMPOSITES

For patent information visit www.ksptpatents.com

Down Cut

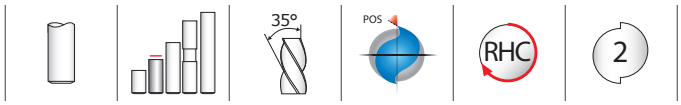

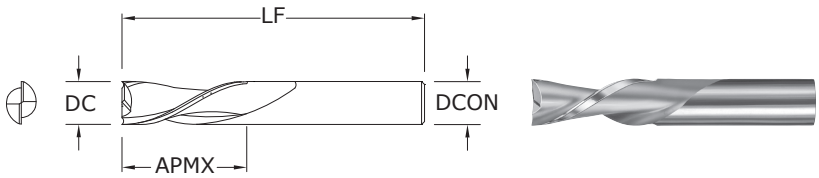

22
FRACTIONAL SERIES

TOLERANCES (inch)

DC = +.000/–.003
DCON = h_6

PLASTICS/COMPOSITES

For patent information visit www.ksptpatents.com

inch				EDP NO.
CUTTING DIAMETER DC	LENGTH OF CUT APMX	OVERALL LENGTH LF	SHANK DIAMETER DCON	UNCOATED
1/8	1/2	2	1/4	91001
5/32	5/8	2-1/2	1/4	91005
3/16	3/4	2-1/2	1/4	91009
1/4	3/4	2-1/2	1/4	91013
1/4	1	2-1/2	1/4	91017
5/16	1	2-1/2	5/16	91021
5/16	1	3	1/2	91025
3/8	1	2-1/2	3/8	91029
3/8	1-1/4	3	1/2	91033
1/2	1-1/4	3	1/2	91037
1/2	1-1/2	3-1/2	1/2	91041
1/2	2	4	1/2	91045
5/8	2	4-1/2	5/8	91049
3/4	2	4-1/2	3/4	91053

22M
METRIC SERIES

TOLERANCES (mm)

DC = +0,000/–0,080
DCON = h_6

PLASTICS/COMPOSITES

For patent information visit www.ksptpatents.com

mm				EDP NO.
CUTTING DIAMETER DC	LENGTH OF CUT APMX	OVERALL LENGTH LF	SHANK DIAMETER DCON	UNCOATED
3,0	13,0	50,0	6,0	91101
4,0	16,0	63,0	6,0	91107
5,0	19,0	63,0	6,0	91109
6,0	25,0	63,0	6,0	91113
8,0	25,0	63,0	8,0	91121
10,0	31,0	75,0	10,0	91129
12,0	31,0	75,0	12,0	91137

FRACTIONAL

Up Cut
Down Cut

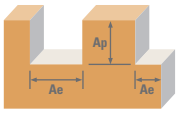

	Series 21, 22 Fractional		Ae x DC	Ap x DC	Vc (sfm)		DC • in 1/8	1/4	3/8	1/2	3/4
	HARDWOODS	Slot	1	≤ 1	1550	RPM	47368	23684	15789	11842	7895
					(1240-1860)	Fz	0.0008	0.0015	0.0025	0.0030	0.0045
						Feed (ipm)	76	71	79	71	71
		Profile	≤ 0.5	≤ 1.5	1550	RPM	47368	23684	15789	11842	7895
					(1240-1860)	Fz	0.0008	0.0015	0.0025	0.0030	0.0045
						Feed (ipm)	76	71	79	71	71
	SOFTWOODS	Slot	1	≤ 1	1950	RPM	59592	29796	19864	14898	9932
					(1560-2340)	Fz	0.0010	0.0020	0.0030	0.0035	0.0055
						Feed (ipm)	119	119	119	104	109
		Profile	≤ 0.5	≤ 1.5	1950	RPM	59592	29796	19864	14898	9932
					(1560-2340)	Fz	0.0010	0.0020	0.0030	0.0035	0.0055
						Feed (ipm)	119	119	119	104	109
	PLYWOODS	Slot	1	≤ 1	1950	RPM	59592	29796	19864	14898	9932
					(1560-2340)	Fz	0.0013	0.0025	0.0040	0.0050	0.0075
						Feed (ipm)	155	149	159	149	149
		Profile	≤ 0.5	≤ 1.5	1950	RPM	59592	29796	19864	14898	9932
					(1560-2340)	Fz	0.0013	0.0025	0.0040	0.0050	0.0075
						Feed (ipm)	155	149	159	149	149
N	PLASTICS	Slot	1	≤ 1	1950	RPM	59592	29796	19864	14898	9932
					(1560-2340)	Fz	0.0008	0.0017	0.0025	0.0035	0.0050
						Feed (ipm)	95	101	99	104	99
		Profile	≤ 0.5	≤ 1.5	1950	RPM	59592	29796	19864	14898	9932
					(1560-2340)	Fz	0.0008	0.0017	0.0025	0.0035	0.0050
						Feed (ipm)	95	101	99	104	99

rpm = Vc x 3.82 / DC
ipm = Fz x 2 x rpm

Up Cut
Down Cut

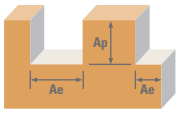

	Series 21M, 22M Metric		Ae x DC	Ap x DC	Vc (m/min)		DC • mm 3	6	10	12	20
	HARDWOODS	Slot	1	≤ 1	470	RPM	49828	24914	14948	12457	7474
					(376-564)	Fz	0.020	0.040	0.065	0.075	0.115
						Feed (mm/min)	1993	1993	1943	1869	1719
		Profile	≤ 0.5	≤ 1.5	470	RPM	49828	24914	8155	4241	1509
					(376-564)	Fz	0.020	0.040	0.065	0.075	0.115
						Feed (mm/min)	1993	1993	1060	636	347
	SOFTWOODS	Slot	1	≤ 1	600	RPM	63610	31805	19083	15903	9542
					(480-720)	Fz	0.025	0.050	0.075	0.090	0.140
						Feed (mm/min)	3181	3181	2862	2862	2672
		Profile	≤ 0.5	≤ 1.5	600	RPM	63610	31805	19083	15903	303467
					(480-720)	Fz	0.025	0.050	0.075	0.090	0.140
						Feed (mm/min)	3181	3181	2862	2862	84971
	PLYWOODS	Slot	1	≤ 1	600	RPM	63610	31805	19083	15903	9542
					(480-720)	Fz	0.030	0.065	0.100	0.125	0.190
						Feed (mm/min)	3817	4135	3817	3976	3626
		Profile	≤ 0.5	≤ 1.5	600	RPM	63610	31805	19083	15903	303467
					(480-720)	Fz	0.030	0.065	0.100	0.125	0.190
						Feed (mm/min)	3817	4135	3817	3976	115318
N	PLASTICS	Slot	1	≤ 1	600	RPM	63610	31805	19083	15903	9542
					(480-720)	Fz	0.020	0.040	0.065	0.090	0.125
						Feed (mm/min)	2544	2544	2481	2862	2385
		Profile	≤ 0.5	≤ 1.5	600	RPM	63610	31805	19083	15903	9542
					(480-720)	Fz	0.020	0.040	0.065	0.090	0.125
						Feed (mm/min)	2544	2544	2481	2862	2385

rpm = (Vc x 1000) / (DC x 3.14)
mm/min = Fz x 2 x rpm

EDP Number Index

EDP NO.	PAGE
30000	195
30001	195
30002	195
30003	195
30004	195
30005	195
30006	195
30007	196
30008	196
30009	196
30010	196
30011	196
30012	196
30013	196
30014	196
30015	196
30016	196
30017	196
30018	196
30019	196
30020	196
30021	197
30022	197
30023	197
30024	197
30025	197
30026	197
30027	197
30028	198
30029	195
30030	198
30030	210
30031	201
30032	201
30033	201
30034	201
30035	201
30036	201
30037	201
30038	201
30039	201
30040	201
30041	201
30042	201
30043	201
30044	201
30045	201
30046	201
30047	201
30048	201
30049	201
30050	201
30051	201
30069	201
30070	211
30101	195
30102	201
30103	195
30104	201
30105	195
30106	201
30107	195
30108	201
30109	195
30110	201
30111	195
30112	201
30113	195
30114	201
30115	195
30116	201
30117	195
30118	201
30119	195
30120	201
30121	195
30122	201
30123	195
30124	201
30125	195
30126	201
30127	195
30128	201
30129	195
30130	201
30131	195
30132	201
30133	196

EDP NO.	PAGE
30134	201
30135	196
30136	201
30137	196
30138	201
30139	196
30140	201
30141	196
30142	201
30143	196
30145	196
30147	196
30149	196
30151	196
30153	196
30155	196
30157	196
30159	196
30161	197
30163	197
30165	197
30167	197
30169	197
30171	197
30173	197
30175	198
30177	195
30178	201
30179	196
30180	197
30181	197
30182	197
30183	198
30189	198
30189	210
30190	211
30191	195
30192	195
30193	195
30194	195
30195	195
30196	195
30197	195
30198	195
30199	195
30300	195
30301	176
30302	180
30303	176
30304	180
30305	176
30306	180
30307	176
30308	180
30309	176
30310	180
30311	176
30312	180
30313	176
30314	180
30315	176
30316	180
30317	176
30318	180
30319	176
30320	180
30321	176
30322	180
30323	176
30324	180
30325	176
30326	180
30327	176
30328	180
30329	176
30330	180
30331	176
30332	180
30333	176
30334	180
30335	176
30336	180
30337	177
30338	180
30339	177
30340	180
30341	177
30342	180

EDP NO.	PAGE
30343	177
30344	181
30345	177
30346	181
30347	177
30348	181
30349	177
30350	181
30351	177
30352	181
30353	177
30354	181
30355	177
30356	181
30357	177
30358	181
30359	177
30360	181
30361	177
30362	181
30363	177
30364	181
30365	178
30366	181
30367	178
30368	181
30369	178
30370	181
30371	178
30372	181
30373	178
30374	181
30375	178
30376	181
30377	176
30378	180
30379	196
30380	197
30381	197
30382	197
30383	198
30389	178
30389	210
30390	181
30390	211
30397	176
30398	176
30399	176
30400	176
30435	176
30436	176
30437	176
30438	176
30439	176
30440	176
30441	176
30442	176
30443	176
30444	176
30445	176
30446	176
30447	176
30448	176
30449	177
30450	177
30451	177
30452	177
30453	177
30454	177
30455	177
30456	177
30457	177
30458	177
30459	177
30460	177
30461	177
30462	177
30463	178
30464	178
30465	178
30466	178
30467	178
30468	178
30469	176
30470	178
30470	210
30471	180
30472	180

EDP NO.	PAGE
30473	180
30474	180
30475	180
30476	180
30477	180
30478	180
30479	180
30480	180
30481	180
30482	180
30483	180
30484	180
30485	180
30486	180
30487	180
30488	180
30489	180
30490	180
30491	180
30492	181
30493	181
30494	181
30495	181
30496	181
30497	181
30498	181
30499	181
30500	181
30501	189
30502	191
30503	189
30504	191
30505	189
30506	191
30507	189
30508	191
30509	189
30510	191
30511	189
30512	191
30513	189
30514	191
30515	189
30516	191
30517	189
30518	191
30519	189
30520	191
30521	189
30522	191
30523	189
30524	191
30525	189
30526	191
30527	189
30528	191
30529	189
30530	191
30531	189
30532	191
30533	189
30534	191
30535	189
30536	191
30537	189
30538	191
30539	189
30540	191
30541	189
30542	191
30543	189
30544	191
30545	189
30546	191
30547	189
30548	191
30549	189
30550	191
30551	189
30552	191
30553	189
30554	191
30555	189
30556	191
30557	189
30558	191
30559	189
30560	191

EDP NO.	PAGE
30561	189
30562	191
30563	189
30564	191
30565	189
30566	191
30567	189
30568	191
30569	189
30570	191
30571	189
30572	191
30573	189
30574	191
30575	189
30576	191
30577	189
30578	191
30589	189
30589	210
30590	191
30590	211
30591	181
30592	181
30593	181
30594	181
30595	181
30596	181
30597	181
30598	181
30599	180
30600	181
30600	211
30602	191
30604	191
30606	191
30608	191
30610	191
30612	191
30771	189
30772	189
30773	189
30774	189
30775	189
30776	189
30777	189
30778	189
30779	189
30780	189
30781	189
30782	189
30783	189
30784	189
30785	189
30786	189
30787	189
30788	189
30789	189
30790	189
30791	189
30792	189
30793	189
30794	189
30795	189
30796	189
30797	189
30798	189
30799	189
30800	189
30801	189
30802	189
30803	189
30804	189
30805	189
30806	189
30807	189
30808	189
30809	189
30810	189
30810	210
30811	189
30812	189
30813	189
30814	189
30815	189
30816	189
30817	189
30818	189

EDP NO.	PAGE
30819	189
30820	189
30821	189
30822	189
30823	189
30824	189
30825	189
30826	189
30827	189
30828	189
30829	189
30830	189
30831	189
30832	189
30833	189
30834	189
30835	189
30836	189
30837	189
30838	189
30839	189
30840	189
30841	189
30842	189
30843	189
30844	189
30845	189
30846	189
30847	189
30848	189
30849	189
30850	189
30850	210
30851	191
30852	191
30853	191
30854	191
30855	191
30856	191
30857	191
30858	191
30859	191
30860	191
30861	191
30862	191
30863	191
30864	191
30865	191
30866	191
30867	191
30868	191
30869	191
30870	191
30871	191
30872	191
30873	191
30874	191
30875	191
30876	191
30877	191
30878	191
30879	191
30880	191
30881	191
30882	191
30883	191
30884	191
30885	191
30886	191
30887	191
30888	191
30889	191
30900	191
30900	211
30902	191
30904	191
30906	191
30908	191
30910	191
30912	191
30914	191
30916	191
30918	191
30920	191
30921	191
30922	191
30923	191
30924	191

EDP NO.	PAGE
30925	191
30926	191
30927	191
30928	191
30929	191
30930	191
30931	191
30932	191
30933	191
30934	191
30935	191
30936	191
30937	191
30938	191
30939	191
30940	191
30941	191
30942	191
30943	191
30944	191
30944	211
31130	191
31131	191
31132	191
31133	191
31134	191
31135	191
31136	191
31137	191
31138	191
31139	191
31140	191
31141	191
31142	191
31143	191
31144	191
31145	191
31146	191
31147	191
31148	191
31149	191
31150	191
31151	191
31152	191
31153	191
31154	191
31155	191
31156	191
31157	191
31158	191
31159	191
31160	191
31161	191
31162	191
31163	191
31164	191
31165	191
31166	191
31167	191
31168	191
31169	191
31169	211
31170	203
31171	203
31172	203
31173	203
31174	203
31175	203
31176	203
31177	203
31178	203
31179	203
31180	203
31181	203
31182	203
31183	203
31184	203
31185	203
31186	203
31187	203
31188	203
31189	203
31190	203
31190	210
31217	204
31217	211
31218	204
31219	204

EDP Number Index

EDP NO.	PAGE
31220	204
31221	204
31222	204
31223	204
31224	204
31225	204
31226	204
31227	204
31228	204
31229	204
31230	204
31231	204
31232	204
31233	204
31234	204
31235	204
31236	204
31237	204
31238	205
31239	205
31240	205
31241	205
31242	205
31243	205
31244	205
31245	205
31246	205
31247	205
31248	205
31249	205
31250	205
31251	205
31252	205
31253	205
31254	205
31255	205
31256	205
31257	205
31258	205
31259	205
31260	205
31261	205
31262	205
31263	205
31303	185
31304	185
31305	185
31306	185
31307	185
31308	185
31309	185
31310	185
31311	185
31312	185
31313	185
31314	185
31315	185
31316	183
31317	183
31318	183
31319	183
31320	183
31321	183
31322	183
31323	183
31324	183
31325	183
31326	183
31327	183
31328	183
31329	183
31330	183
31331	183
31332	183
31333	183
31334	183
31335	183
31336	183
31336	210
31337	184
31338	184
31339	184
31340	184
31341	184
31342	184
31343	184
31344	184
31345	184
31346	184
31347	184
31348	184
31349	184
31350	184
31351	184
31352	184
31353	184
31354	184
31355	184
31356	184
31357	184
31357	211
31358	185
31359	185
31360	185
31361	185
31362	185
31363	185
31364	185
31365	185
31366	185
31367	185
31368	185
31369	185
31370	185
31401	203
31402	204
31403	203
31404	204
31405	203
31406	204
31407	203
31408	204
31409	203
31410	204
31411	203
31412	204
31413	203
31414	204
31415	203
31416	204
31417	203
31418	204
31419	203
31420	204
31421	203
31422	204
31423	203
31424	204
31425	203
31426	204
31427	203
31428	204
31429	203
31430	204
31431	203
31432	204
31433	203
31434	204
31435	203
31436	204
31437	203
31438	204
31439	203
31440	204
31441	203
31442	204
31443	203
31444	204
31445	203
31446	204
31447	203
31448	204
31449	203
31450	204
31451	203
31452	204
31453	203
31454	204
31455	203
31456	204
31457	203
31458	204
31459	203
31460	204
31461	203
31462	204
31463	203
31464	204
31465	203
31466	204
31467	203
31468	204
31469	203
31470	204
31471	203
31472	204
31473	203
31474	204
31475	203
31476	204
31477	203
31478	204
31479	203
31480	204
31481	203
31481	210
31482	204
31482	211
31489	203
31489	210
31490	204
31490	211
31501	183
31502	184
31503	183
31504	184
31505	183
31506	184
31507	183
31508	184
31509	183
31510	184
31511	183
31512	184
31513	183
31514	184
31515	183
31516	184
31517	183
31518	184
31519	183
31520	184
31521	183
31522	184
31523	183
31524	184
31525	183
31526	184
31527	183
31528	184
31529	183
31530	184
31531	183
31532	184
31533	183
31534	184
31535	183
31536	184
31537	183
31538	184
31539	183
31540	184
31541	183
31542	184
31543	183
31544	184
31545	183
31546	184
31547	183
31548	184
31549	183
31550	184
31551	183
31552	184
31553	183
31554	184
31555	183
31556	184
31557	183
31558	184
31559	183
31560	184
31561	183
31562	184
31563	183
31564	184
31565	183
31566	184
31567	183
31568	184
31569	183
31570	184
31571	183
31572	184
31573	183
31574	184
31575	183
31576	184
31577	183
31578	184
31579	183
31580	184
31581	183
31581	210
31582	184
31582	211
31589	183
31589	210
31590	184
31590	211
31601	205
31603	205
31605	205
31607	205
31609	205
31611	205
31613	205
31615	205
31617	205
31619	205
31621	205
31623	205
31625	205
31650	205
31651	205
31652	205
31653	205
31654	205
31655	205
31656	205
31657	205
31658	205
31659	205
31660	205
31661	205
31662	205
31701	185
31703	185
31705	185
31707	185
31709	185
31711	185
31713	185
31715	185
31717	185
31719	185
31721	185
31723	185
31725	185
31727	195
31728	195
31729	196
31730	196
31731	196
31732	196
31733	197
31735	197
31736	198
31737	195
31738	195
31739	196
31740	196
31741	196
31742	196
31743	197
31745	197
31746	198
31747	195
31748	195
31749	196
31750	185
31751	185
31752	185
31753	185
31754	185
31755	185
31756	185
31757	185
31758	185
31759	185
31760	185
31761	185
31762	185
31763	196
31764	196
31765	196
31766	197
31767	197
31768	197
31769	198
31770	201
31771	201
31772	201
31773	201
31780	201
31781	201
31782	201
31783	201
31790	201
31791	201
31792	201
31793	201
31800	176
31802	176
31804	177
31806	177
31810	176
31812	176
31814	177
31816	177
31817	178
31819	178
31820	176
31821	177
31822	177
31823	178
31824	178
31825	176
31826	177
31827	177
31830	180
31831	180
31832	180
31833	180
31834	181
31835	181
31836	181
31837	181
31838	181
31839	181
31840	180
31841	180
31842	180
31843	180
31844	181
31845	181
31846	181
31847	181
31848	181
31849	181
31850	176
31851	176
31852	176
31853	177
31854	177
31855	177
31856	177
31857	178
31859	178
31860	195
31861	195
31862	196
31863	196
31864	196
31865	196
31866	197
31867	197
31868	197
31869	198
31870	195
31871	195
31872	196
31873	196
31874	196
31875	196
31876	197
31877	197
31878	197
31879	198
31880	195
31881	195
31882	196
31883	196
31884	196
31885	196
31886	197
31887	197
31888	197
31889	198
31890	180
31891	180
31892	180
31893	180
31894	181
31895	181
31896	181
31897	181
31898	181
31899	181
31900	201
31902	201
31904	201
31906	201
31918	201
31919	201
31920	201
31921	201
31928	201
31929	201
31930	201
31931	201
31938	176
31939	176
31940	176
31941	177
31942	177
31943	177
31944	178
31945	178
31946	178
31947	178
31948	176
31949	176
31950	176
31951	177
31952	177
31953	177
31954	178
31955	178
31956	178
31957	178
31958	176
31959	176
31960	176
31961	177
31962	177
31963	177
31964	178
31965	178
31966	178
31967	178
31968	180
31969	180
31970	180
31971	180
31972	181
31973	181
31974	181
31975	181
31976	181
31977	181
31978	180
31979	180
31980	180
31981	180
31982	181
31983	181
31984	181
31985	181
31986	181
31987	181
31988	180
31989	180
31990	180
31991	180
31992	181
31993	181
31994	181
31995	181
31996	181
31997	181
32033	163
32034	163
32035	163
32036	163
32037	163
32038	163
32039	163
32040	163
32041	163
32042	163
32043	163
32044	163
32045	163
32046	163
32047	163
32048	163
32049	163
32053	163
32054	163
32055	163
32056	163
32057	163
32058	163
32059	163
32060	163
32061	163
32062	163
32063	163
32064	163
32065	163
32066	163
32067	163
32068	163
32069	163
32200	188
32201	188
32202	188
32203	188
32204	188
32205	188
32206	188
32207	188
32210	188
32211	188
32212	188
32213	188
32214	188
32215	188
32216	188
32217	188
32260	187
32261	187
32262	187
32263	187
32264	187
32265	187
32266	187
32267	187
32270	187
32271	187
32272	187
32273	187
32274	187
32275	187
32276	187
32277	187
32280	187
32281	187
32282	187
32283	187
32284	187
32285	187
32286	187
32287	187
32290	188

EDP Number Index

EDP NO.	PAGE
32291	188
32292	188
32293	188
32294	188
32295	188
32296	188
32297	188
32301	193
32302	193
32303	193
32304	193
32305	193
32306	193
32307	193
32308	193
32309	193
32310	193
32311	193
32312	193
32313	193
32314	193
32315	193
32316	193
32317	193
32318	193
32319	193
32320	193
32321	193
32322	193
32323	193
32324	193
32325	193
32326	193
32327	193
32328	193
32329	193
32330	193
32333	193
32334	193
32335	193
32336	193
32337	193
32338	193
32339	193
32340	193
32341	193
32342	193
32345	193
32346	193
32347	193
32348	193
32349	193
32350	193
32351	193
32352	193
32353	193
32354	193
32355	193
32356	193
32357	193
32358	193
32359	193
32360	193
32361	193
32362	193
32363	193
32364	193
32370	193
32371	193
32372	193
32373	193
32374	193
32375	193
32376	193
32377	193
32378	193
32379	193
32380	193
32381	193
32382	193
32383	193
32384	193
32385	193
32386	193
32387	193
32388	193
32389	193
32402	194
32403	194
32404	194
32405	194
32406	194
32407	194
32408	194
32409	194
32410	194
32411	194
32412	194
32413	194
32414	194
32415	194
32416	194
32417	194
32418	194
32419	194
32420	194
32421	194
32422	194
32423	194
32424	194
32425	194
32426	194
32427	194
32428	194
32429	194
32430	194
32431	194
32434	194
32435	194
32436	194
32437	194
32438	194
32439	194
32440	194
32441	194
32442	194
32443	194
32445	194
32446	194
32447	194
32448	194
32449	194
32450	194
32451	194
32452	194
32453	194
32454	194
32455	194
32456	194
32457	194
32458	194
32459	194
32460	194
32461	194
32462	194
32463	194
32464	194
32470	194
32471	194
32472	194
32473	194
32474	194
32475	194
32476	194
32477	194
32478	194
32479	194
32480	194
32481	194
32482	194
32483	194
32484	194
32485	194
32486	194
32487	194
32488	194
32489	194
32500	68
32501	68
32502	68
32503	68
32504	68
32505	68
32506	68
32569	63
32570	64
32571	64
32572	64
32573	63
32574	63
32575	64
32576	64
32577	64
32578	64
32579	64
32580	64
32581	64
32582	64
32583	64
32584	64
32585	64
32586	64
32587	64
32588	64
32589	64
32590	64
32591	63
32592	63
32593	63
32594	64
32595	64
32596	64
32597	64
32598	64
32599	64
32600	64
32601	64
32602	64
32603	64
32604	64
32605	64
32606	63
32607	63
32608	63
32609	63
32610	63
32611	63
32612	63
32613	63
32614	63
32615	63
32616	63
32619	63
32620	63
32621	63
32625	63
32626	63
32627	63
32628	63
32632	64
32633	64
32655	63
32656	63
32657	63
32658	63
32659	63
32660	63
32661	63
32662	63
32663	64
32664	64
32665	64
32666	64
32667	64
32668	64
32669	64
32670	64
32671	64
32672	63
32673	63
32674	63
32675	63
32676	63
32677	63
32678	64
32679	64
32680	64
32681	64
32685	64
32686	64
32687	64
32688	64
32689	64
32691	140
32692	140
32697	141
32698	141
32699	142
32700	140
32701	140
32702	140
32703	140
32704	140
32705	140
32706	140
32707	140
32708	140
32709	140
32710	141
32711	141
32712	141
32713	141
32714	141
32715	141
32716	141
32717	142
32718	142
32719	142
32720	142
32725	140
32726	140
32727	140
32728	140
32729	140
32730	140
32731	140
32732	140
32733	140
32734	140
32735	141
32736	141
32737	141
32738	141
32739	141
32740	141
32741	141
32742	142
32743	142
32744	142
32745	142
32751	140
32752	140
32753	140
32754	140
32755	140
32756	140
32757	140
32758	140
32759	140
32760	140
32761	137
32762	140
32763	140
32764	140
32765	140
32766	137
32767	140
32768	140
32769	140
32770	140
32771	141
32772	141
32773	141
32774	141
32775	141
32776	141
32777	141
32778	141
32779	141
32780	141
32781	141
32782	141
32783	141
32784	141
32785	141
32786	141
32787	141
32788	141
32789	141
32790	141
32791	141
32792	141
32793	141
32794	141
32795	141
32796	142
32797	142
32798	142
32799	142
32800	142
32801	142
32802	142
32803	142
32804	142
32805	142
32806	142
32807	142
32808	142
32809	142
32810	142
32815	140
32816	140
32817	140
32818	140
32819	140
32820	140
32821	140
32822	140
32823	140
32824	140
32825	137
32826	140
32827	140
32828	140
32829	140
32830	137
32831	140
32832	140
32833	140
32834	140
32835	141
32836	141
32837	141
32838	141
32839	141
32840	141
32841	141
32842	141
32843	141
32844	141
32845	141
32846	141
32847	141
32848	141
32849	141
32850	141
32851	141
32852	141
32853	141
32854	141
32855	141
32856	141
32857	141
32858	141
32859	141
32860	142
32861	142
32862	142
32863	142
32864	142
32865	142
32866	142
32867	142
32868	142
32869	142
32870	142
32871	142
32872	142
32873	142
32874	142
33101	195
33102	201
33103	196
33104	201
33105	196
33106	201
33107	196
33109	196
33111	197
33115	197
33117	198
33121	195
33122	201
33123	196
33124	201
33125	196
33126	201
33127	196
33129	196
33131	197
33133	197
33135	197
33137	198
33141	195
33142	201
33143	195
33144	201
33301	176
33302	180
33303	176
33304	180
33305	177
33306	180
33307	177
33308	181
33309	177
33310	181
33311	177
33312	181
33313	178
33314	181
33316	181
33317	178
33318	181
33321	176
33322	180
33323	176
33324	180
33325	177
33326	180
33327	177
33328	181
33329	177
33330	181
33331	178
33332	181
33333	178
33334	181
33335	178
33336	181
33337	178
33338	181
33341	176
33342	180
33343	176
33344	180
33345	97
33346	97
33347	97
33348	97
33349	97
33350	97
33351	97
33352	97
33353	97
33354	97
33360	117
33361	117
33390	146
33391	146
33392	146
33393	146
33394	146
33395	146
33396	146
33397	146
33398	146
33400	146
33401	146
33402	146
33403	146
33404	146
33406	146
33407	146
33408	146
33409	146
33410	146
33411	146
33412	146
33413	146
33415	146
33416	146
33417	146
33418	146
33419	146
33420	146
33421	146
33422	146
33423	146
33424	146
33450	146
33451	146
33452	146
33453	146
33454	146
33455	146
33456	146
33457	146
33458	146
33460	146
33461	146
33462	146
33463	146
33464	146
33466	146
33467	146
33468	146
33469	146
33470	146
33471	146
33472	146
33473	146
33475	146
33476	146
33477	146
33478	146
33479	146
33480	146
33481	146
33482	146
33483	146
33484	146
33500	147
33501	147
33502	147
33503	147
33504	147
33507	147
33508	147
33511	147
33512	147
33513	147
33514	147
33515	147
33516	147
33517	147
33518	147
33519	147
33520	147
33521	147
33522	147
33523	147
33524	147
33525	147
33540	147
33541	147
33542	147
33543	147
33544	147
33547	147
33548	147
33551	147
33552	147
33553	147
33554	147
33555	147
33556	147
33557	147
33558	147
33559	147
33560	147
33561	147
33562	147
33563	147
33564	147
33565	147

EDP Number Index

EDP NO.	PAGE
34016	132
34017	132
34018	132
34019	132
34020	132
34021	132
34022	132
34023	132
34024	132
34025	132
34026	132
34027	132
34028	132
34029	132
34030	132
34031	132
34100	127
34101	127
34102	127
34103	127
34104	127
34105	127
34106	127
34107	127
34108	127
34109	127
34110	127
34111	127
34112	127
34113	127
34114	127
34115	127
34116	127
34117	127
34118	127
34119	127
34120	127
34121	127
34122	127
34123	127
34124	127
34125	127
34126	127
34127	127
34128	127
34129	127
34130	127
34131	127
34132	127
34133	127
34134	127
34135	127
34300	146
34301	146
34302	146
34303	146
34304	146
34305	146
34306	146
34307	146
34308	146
34309	146
34501	163
34502	163
34503	163
34504	163
34505	163
34506	163
34507	163
34508	163
34509	163
34510	163
34511	163
34512	163
34513	163
34514	163
34515	163
34516	163
34517	163
34518	163
34519	163
34520	163
34521	163
34522	163
34523	163
34524	163
34525	163
34526	163

EDP NO.	PAGE
34527	163
34528	163
34529	163
34530	163
34531	163
34532	163
34533	163
34534	163
34620	157
34621	157
34622	157
34623	157
34624	157
34625	157
34626	157
34627	157
34628	157
34630	158
34631	158
34632	158
34633	158
34634	158
34635	158
34636	158
34637	158
34638	158
34640	157
34641	157
34642	157
34643	157
34644	157
34645	157
34646	157
34647	157
34650	158
34651	158
34652	158
34653	158
34654	158
34655	158
34656	158
34657	158
34660	157
34661	157
34662	157
34663	157
34664	157
34665	157
34666	157
34667	157
34668	157
34669	158
34670	158
34671	158
34672	158
34673	158
34674	158
34675	158
34676	158
34677	158
34678	157
34679	157
34680	157
34681	157
34682	157
34683	157
34684	157
34685	157
34686	158
34687	158
34688	158
34689	158
34690	158
34691	158
34692	158
34693	158
34701	136
34702	136
34703	136
34704	136
34705	136
34706	136
34707	136
34708	136
34709	136
34710	136
34711	137
34712	137

EDP NO.	PAGE
34713	137
34714	138
34715	138
34716	138
34717	138
34718	138
34719	138
34720	138
34721	138
34722	139
34723	139
34724	139
34725	139
34726	139
34727	139
34728	136
34729	136
34730	136
34731	136
34732	136
34733	136
34734	136
34735	136
34736	136
34737	136
34738	137
34739	137
34740	137
34741	138
34742	138
34743	138
34744	138
34745	138
34746	138
34747	138
34748	138
34749	139
34750	139
34751	139
34752	139
34753	139
34754	139
34758	139
34760	116
34761	116
34762	116
34763	116
34765	139
34771	136
34772	136
34773	136
34774	136
34775	136
34776	136
34777	137
34778	137
34779	137
34780	137
34781	137
34782	138
34783	138
34784	138
34785	138
34786	139
34787	139
34789	139
34790	139
34791	139
34793	136
34794	136
34795	136
34796	136
34797	136
34798	136
34799	137
34800	137
34801	137
34802	137
34803	137
34804	138
34805	138
34806	138
34807	138
34808	139
34809	139
34811	139
34812	139
34813	139

EDP NO.	PAGE
34815	139
34816	139
34817	139
34818	139
34822	136
34823	136
34824	136
34825	136
34826	136
34827	137
34828	137
34830	137
34831	137
34832	138
34833	138
34834	138
34835	139
34857	136
34858	136
34859	136
34860	136
34861	136
34862	137
34863	137
34865	137
34866	137
34867	138
34868	138
34869	138
34870	139
34888	140
34889	140
34894	141
34895	141
34896	142
34916	144
34917	144
34918	144
34919	144
34920	144
34921	144
34922	144
34923	144
34924	144
34925	144
34926	144
34927	144
34928	144
34929	144
34930	144
34931	144
34932	144
34933	144
34934	144
34941	145
34942	145
34943	145
34944	145
34945	145
34946	145
34947	145
34948	145
34949	145
34950	145
34951	145
34952	145
34954	145
34955	145
34956	145
34972	144
34973	144
34974	144
34975	144
34976	144
34977	144
34978	144
34979	144
34980	144
34981	144
34982	144
34983	144
34984	144
34985	144
34986	144
34987	144
34988	144
34989	144
34990	144

EDP NO.	PAGE
35005	145
35006	145
35007	145
35008	145
35009	145
35010	145
35011	145
35012	145
35013	145
35014	145
35015	145
35016	145
35018	145
35019	145
35020	145
35100	74
35101	74
35102	74
35103	74
35104	74
35105	74
35106	75
35107	75
35108	75
35109	75
35110	75
35111	75
35112	74
35113	74
35114	74
35115	74
35116	74
35117	74
35118	74
35119	74
35120	74
35121	74
35122	74
35123	74
35124	74
35125	74
35126	74
35127	75
35128	75
35129	75
35130	75
35131	75
35132	75
35133	75
35134	75
35135	75
35136	75
35137	75
35138	75
35139	75
35140	75
35141	75
35150	74
35151	74
35152	74
35153	74
35154	74
35155	74
35156	74
35157	74
35158	74
35159	74
35160	74
35161	74
35180	75
35181	75
35182	75
35183	75
35184	75
35185	75
35186	75
35187	75
35188	75
35189	75
35190	75
35191	75
35273	186
35275	186
35277	186
35278	186
35279	186
35280	186
35281	186

EDP NO.	PAGE
35282	186
35283	186
35285	186
35287	186
35289	186
35291	186
35293	186
35295	186
35297	186
35300	186
35301	186
35302	186
35303	186
35304	186
35305	186
35306	186
35307	186
35308	186
35309	186
35310	186
35311	186
35312	186
35313	186
35314	186
35315	186
35473	206
35475	206
35477	206
35478	206
35479	206
35480	206
35481	206
35482	206
35483	206
35485	206
35487	206
35489	206
35491	206
35493	206
35495	206
35497	206
35500	206
35501	206
35502	206
35503	206
35504	206
35505	206
35506	206
35507	206
35508	206
35509	206
35510	206
35511	206
35512	206
35513	206
35514	206
35515	206
35575	136
35576	136
35577	136
35578	136
35579	136
35580	136
35581	136
35582	136
35583	136
35584	136
35585	136
35586	136
35587	136
35588	136
35589	136
35590	137
35591	137
35592	137
35593	137
35594	137
35595	137
35596	137
35597	137
35598	137
35599	137
35600	137
35601	137
35602	137
35603	137
35604	137
35605	137

EDP NO.	PAGE
35606	137
35607	137
35608	137
35609	137
35610	137
35611	137
35612	138
35613	138
35614	138
35615	138
35616	138
35617	138
35618	138
35619	138
35620	138
35621	138
35622	138
35623	138
35624	138
35625	138
35626	138
35627	138
35628	138
35629	138
35630	138
35631	138
35632	138
35633	139
35634	139
35635	139
35636	139
35637	139
35638	139
35639	139
35640	139
35641	139
35642	139
35643	139
35644	139
35645	139
35646	139
35647	139
35648	139
35649	139
35650	139
35651	139
35652	139
35653	139
35654	139
35665	136
35666	136
35667	136
35668	136
35669	136
35670	136
35671	136
35672	136
35673	136
35674	136
35675	136
35676	136
35677	136
35678	136
35679	136
35680	137
35681	137
35682	137
35683	137
35684	137
35685	137
35686	137
35687	137
35688	137
35689	137
35690	137
35691	137
35692	137
35693	137
35694	137
35695	137
35696	137
35697	137
35698	137
35699	137
35700	137
35701	137
35702	138
35703	138

EDP Number Index

EDP NO.	PAGE
35704	138
35705	138
35706	138
35707	138
35708	138
35709	138
35710	138
35711	138
35712	138
35713	138
35714	138
35715	138
35716	138
35717	138
35718	138
35719	138
35720	138
35721	138
35722	138
35723	139
35724	139
35725	139
35726	139
35727	139
35728	139
35729	139
35730	139
35731	139
35732	139
35733	139
35734	139
35735	139
35736	139
35737	139
35738	139
35739	139
35740	139
35741	139
35742	139
35743	139
35744	139
35787	140
35788	140
35789	143
35790	143
35791	140
35792	140
35793	143
35794	143
35795	140
35796	140
35797	143
35798	143
35799	143
35800	143
35801	143
35802	143
35803	141
35804	141
35805	143
35806	143
35809	142
35810	142
35811	142
35812	142
35813	143
35814	143
35815	143
35816	143
35817	143
35818	143
36106	207
36107	207
36108	207
36109	207
36110	207
36111	207
36112	207
36113	207
36114	207
36116	207
36117	207
36118	207
36120	207
36121	207
36122	207
36124	207
36125	207

EDP NO.	PAGE
36126	207
36128	207
36129	207
36130	207
36140	110
36141	110
36142	110
36143	110
36206	208
36207	208
36208	208
36209	208
36210	208
36211	208
36212	208
36213	208
36214	208
36216	208
36217	208
36218	208
36220	208
36221	208
36222	208
36224	208
36225	208
36226	208
36228	208
36229	208
36230	208
36235	140
36236	140
36237	143
36238	143
36239	140
36240	140
36241	143
36242	143
36243	140
36244	140
36245	143
36246	143
36247	143
36248	143
36249	143
36250	143
36251	141
36252	141
36253	143
36254	143
36257	142
36258	142
36259	142
36260	142
36261	143
36262	143
36263	143
36264	143
36265	143
36266	143
36344	50
36345	50
36346	50
36347	50
36348	50
36349	50
36350	50
36351	50
36352	50
36353	50
36354	50
36355	50
36356	50
36357	50
36358	50
36359	50
36361	50
36370	39
36371	39
36372	39
36373	39
36374	39
36375	39
36376	39
36378	39
36380	39
36381	39
36383	40
36384	40

EDP NO.	PAGE
36385	40
36386	40
36387	40
36388	40
36389	40
36390	40
36391	40
36392	40
36393	40
36404	49
36406	49
36408	49
36416	49
36418	49
36420	49
36422	49
36424	49
36426	49
36428	49
36430	49
36432	49
36436	49
36440	49
36442	49
36444	49
36447	41
36448	41
36449	41
36450	41
36452	41
36453	41
36454	41
36456	41
36457	41
36458	41
36460	41
36462	41
36463	41
36464	41
36466	41
36468	41
36469	41
36470	41
36472	41
36474	41
36475	41
36480	42
36482	42
36486	42
36500	42
36502	42
36504	42
36505	49
36506	49
36507	49
36508	49
36509	49
36511	49
36513	49
36515	49
36517	49
36519	49
36520	49
36530	49
36531	49
36532	49
36533	49
36534	49
36535	49
36536	49
36537	49
36538	49
36539	50
36540	50
36541	50
36542	50
36543	50
36544	50
36545	50
36546	50
36547	50
36555	57
36556	57
36557	57
36558	57
36559	57
36560	57
36561	57

EDP NO.	PAGE
36570	57
36571	57
36572	57
36573	57
36574	57
36575	57
36576	57
36577	57
36578	57
36590	50
36591	50
36592	50
36596	49
36597	49
36598	49
36599	39
36600	39
36601	39
36602	40
36603	40
36604	40
36605	40
36610	40
36611	40
36612	40
36613	40
36614	40
36615	40
36616	57
36617	57
36618	57
36620	90
36621	90
36622	90
36623	90
36624	90
36625	90
36626	90
36627	90
36628	90
36629	90
36630	90
36631	90
36632	90
36633	90
36634	90
36635	90
36636	90
36637	90
36638	90
36639	90
36640	90
36641	90
36701	39
36702	39
36704	39
36706	39
36707	39
36709	40
36710	40
36711	40
36712	40
36713	40
36714	40
36715	40
36716	40
36717	40
36718	40
36719	40
36722	39
36723	39
36724	39
36725	39
36727	39
36729	39
36731	40
36733	40
36736	39
36738	39
36740	39
36742	40
36744	40
36780	61
36781	61
36782	61
36783	61
36784	61
36785	61

EDP NO.	PAGE
36786	61
36787	61
36788	61
36789	61
36790	61
36791	61
36792	61
36793	61
36804	39
36805	39
36806	40
36807	40
36808	40
36809	40
36810	39
36811	39
36812	39
36813	40
36814	40
36815	40
36816	40
36817	40
36818	40
36819	40
36820	40
36821	40
36822	40
36823	40
36824	40
36825	40
36826	49
36827	49
36828	49
36829	49
36830	49
36846	50
36847	50
36848	50
36849	50
36850	50
36851	39
36852	39
36853	39
36854	39
36855	39
36856	39
36857	39
36858	39
36859	40
36860	40
36861	40
36862	40
36863	40
36864	39
36865	39
36866	39
36867	40
36868	40
36869	40
36870	40
36871	40
36872	39
36873	39
36874	39
36875	39
36876	39
36877	39
36878	39
37000	28
37001	28
37002	28
37003	28
37004	28
37005	28
37006	28
37007	28
37008	28
37009	28
37010	28
37011	28
37012	28
37013	28
37014	29
37015	29
37016	29
37017	29
37018	29
37019	29

EDP NO.	PAGE
37020	29
37021	29
37022	29
37023	29
37024	30
37025	30
37026	30
37027	30
37028	30
37029	30
37030	30
37031	30
37032	30
37033	30
37034	30
37035	30
37036	30
37037	30
37038	30
37039	30
37040	30
37041	30
37042	30
37043	30
37044	30
37045	30
37046	30
37047	30
37048	30
37049	30
37050	30
37051	30
37052	30
37053	30
37054	30
37055	30
37056	30
37057	30
37058	30
37059	30
37060	30
37061	30
37062	30
37063	30
37064	30
37065	30
37066	30
37067	30
37068	30
37069	30
37070	30
37071	30
37072	30
37073	30
37074	30
37075	31
37076	31
37077	31
37078	31
37079	31
37080	31
37081	30
37082	31
37083	31
37084	31
37085	31
37086	31
37087	31
37088	31
37089	31
37090	31
37091	31
37092	31
37093	31
37094	31
37095	31
37096	31
37097	31
37098	31
37099	31
37100	31
37101	31
37102	31
37103	31
37104	31
37105	31
37106	31
37107	31

EDP NO.	PAGE
37108	31
37109	31
37110	31
37111	31
37112	31
37113	31
37114	31
37115	31
37116	32
37117	32
37118	32
37119	32
37120	32
37121	32
37122	32
37123	32
37124	32
37125	32
37126	32
37127	32
37128	32
37129	32
37130	32
37131	32
37132	32
37133	32
37134	32
37135	32
37136	32
37137	32
37138	32
37139	32
37140	32
37141	32
37142	32
37143	32
37144	32
37145	32
37146	32
37147	32
37148	32
37149	32
37150	32
37151	32
37152	32
37153	32
37154	32
37155	32
37156	32
37157	32
37160	29
37161	29
37162	29
37163	29
37164	29
37165	29
37166	29
37167	29
37174	29
37180	28
37181	28
37182	28
37183	28
37184	28
37185	28
37186	28
37187	29
37188	29
37189	29
37190	30
37191	30
37192	30
37193	30
37194	30
37195	30
37196	30
37197	30
37198	30
37199	31
37200	31
37201	31
37202	30
37203	31
37204	31
37205	31
37206	31
37207	31
37208	31

EDP Number Index

EDP NO.	PAGE
37209	31
37210	31
37211	31
37212	31
37213	31
37214	32
37215	32
37216	32
37217	32
37218	32
37219	32
37220	32
37221	32
37222	31
37223	31
37224	31
37225	31
37226	31
37227	31
37228	31
37229	31
37230	31
37231	31
37232	31
37233	31
37234	31
37235	31
37236	32
37237	32
37260	30
37261	30
37262	30
37263	30
37264	30
37265	30
37266	30
37267	30
37268	31
37269	31
37270	31
37271	31
37272	31
37273	31
37274	31
37275	31
37276	31
37277	31
37278	31
37279	31
37280	31
37281	31
37282	31
37283	31
37284	31
37285	31
37286	31
37287	31
37288	32
37289	32
37290	32
37291	32
37292	32
37293	32
37294	32
37295	32
37296	32
37297	32
37298	32
37299	32
37300	32
37301	32
37302	32
37303	32
37304	32
37305	32
37306	32
37307	32
37308	32
37320	30
37321	30
37322	30
37323	30
37324	30
37325	30
37330	30
37331	30
37332	30
37333	30

EDP NO.	PAGE
37334	30
37335	30
37337	30
37338	30
37339	30
37340	30
37341	30
37342	30
37343	30
37344	30
37345	30
37346	30
37348	30
37349	30
37350	30
37351	30
37352	30
37353	30
37354	30
37355	30
37356	30
37357	30
37359	30
37360	30
37361	30
37362	30
37390	117
37391	117
38001	195
38002	195
38003	195
38004	195
38009	195
38010	195
38011	195
38012	195
38013	195
38014	195
38019	195
38020	195
38021	195
38022	195
38023	195
38024	195
38025	195
38026	195
38031	196
38032	196
38033	196
38034	196
38035	196
38036	196
38037	196
38038	196
38045	196
38046	196
38047	196
38048	196
38049	196
38050	196
38051	196
38052	196
38059	197
38060	197
38061	197
38062	197
38063	197
38064	197
38065	197
38066	197
38067	197
38068	197
38073	197
38074	197
38075	197
38076	197
38077	197
38078	197
38079	197
38080	197
38081	197
38082	197
38083	197
38084	197
38087	197
38088	197
38089	197
38090	197

EDP NO.	PAGE
38091	197
38092	197
38093	197
38094	197
38095	197
38096	197
38097	197
38098	197
38099	197
38100	197
38101	198
38102	198
38103	198
38104	198
38105	198
38106	198
38107	198
38108	198
38109	198
38110	198
38111	198
38112	198
38113	198
38114	198
38115	195
38116	195
38117	195
38118	195
38119	195
38120	195
38121	195
38122	195
38123	195
38124	196
38125	196
38126	196
38127	196
38128	196
38129	196
38130	196
38131	196
38132	197
38133	197
38134	197
38135	197
38136	197
38137	197
38138	197
38139	197
38140	197
38141	197
38142	197
38143	197
38144	197
38145	197
38146	197
38147	197
38148	197
38149	197
38150	198
38151	198
38152	198
38153	198
38154	198
38155	198
38156	198
38157	195
38158	195
38159	195
38160	195
38161	195
38162	195
38163	195
38164	195
38165	195
38166	196
38167	196
38168	196
38169	196
38170	196
38171	196
38172	196
38173	196
38174	197
38175	197
38176	197
38177	197
38178	197

EDP NO.	PAGE
38179	197
38180	197
38181	197
38182	197
38183	197
38184	197
38185	197
38186	197
38187	197
38188	197
38189	197
38190	197
38191	197
38192	198
38193	198
38194	198
38195	198
38196	198
38197	198
38198	198
38201	176
38202	176
38203	176
38204	176
38209	176
38210	176
38211	176
38212	176
38213	176
38214	176
38219	176
38220	176
38221	176
38222	176
38223	176
38224	176
38225	176
38226	176
38231	177
38232	177
38233	177
38234	177
38235	177
38236	177
38237	177
38238	177
38245	177
38246	177
38247	177
38248	177
38249	177
38250	177
38251	177
38252	177
38259	177
38260	177
38261	177
38262	177
38263	177
38264	177
38265	177
38266	177
38267	177
38268	177
38273	178
38274	178
38275	178
38276	178
38277	178
38278	178
38279	178
38280	178
38281	178
38282	178
38283	178
38284	178
38287	178
38288	178
38289	178
38290	178
38291	178
38292	178
38293	178
38294	178
38295	178
38296	178
38297	178
38298	178

EDP NO.	PAGE
38299	178
38300	178
38301	178
38302	178
38303	178
38304	178
38305	178
38306	178
38307	178
38308	178
38309	178
38310	178
38311	178
38312	178
38313	178
38314	178
38315	176
38316	176
38317	176
38318	176
38319	176
38320	176
38321	176
38322	176
38323	176
38324	177
38325	177
38326	177
38327	177
38328	177
38329	177
38330	177
38331	177
38332	177
38333	177
38334	177
38335	177
38336	177
38337	178
38338	178
38339	178
38340	178
38341	178
38342	178
38343	178
38344	178
38345	178
38346	178
38347	178
38348	178
38349	178
38350	178
38351	178
38352	178
38353	178
38354	178
38355	178
38356	178
38357	176
38358	176
38359	176
38360	176
38361	176
38362	176
38363	176
38364	176
38365	176
38366	177
38367	177
38368	177
38369	177
38370	177
38371	177
38372	177
38373	177
38374	177
38375	177
38376	177
38377	177
38378	177
38379	178
38380	178
38381	178
38382	178
38383	178
38384	178
38385	178
38386	178

EDP NO.	PAGE
38387	178
38388	178
38389	178
38390	178
38391	178
38392	178
38393	178
38394	178
38395	178
38396	178
38397	178
38398	178
38490	42
38492	42
38496	42
38500	28
38501	28
38502	28
38503	29
38504	29
38505	29
38506	30
38507	30
38508	30
38509	31
38510	32
38511	32
38512	30
38513	30
38514	30
38515	31
38516	32
38517	32
38518	30
38519	30
38520	31
38521	31
38522	32
38523	32
38524	32
38525	28
38526	28
38527	28
38528	28
38529	29
38530	29
38531	29
38532	29
38533	30
38534	30
38535	30
38536	30
38537	30
38538	30
38539	30
38540	30
38541	30
38542	30
38543	30
38544	30
38545	30
38546	30
38547	30
38548	30
38549	30
38550	30
38551	31
38552	31
38553	31
38554	31
38555	31
38556	31
38557	31
38558	31
38559	31
38560	31
38561	31
38562	31
38563	32
38564	32
38565	32
38566	32
38567	32
38568	32
38569	32
38570	32
38571	32
38572	32

EDP NO.	PAGE
38573	32
38574	32
38575	32
38576	32
38577	32
38578	30
38579	30
38580	30
38581	30
38582	30
38583	30
38584	30
38585	30
38586	30
38587	30
38588	30
38589	30
38590	30
38591	30
38592	30
38593	30
38594	30
38595	30
38596	31
38597	31
38598	31
38599	31
38600	31
38601	31
38602	31
38603	31
38604	31
38605	31
38606	31
38607	31
38608	32
38609	32
38610	32
38611	32
38612	32
38613	32
38614	32
38615	32
38616	32
38617	32
38618	32
38619	32
38620	32
38621	32
38622	32
38623	30
38624	30
38625	30
38626	30
38627	30
38628	30
38629	31
38630	31
38631	31
38632	31
38633	31
38634	31
38635	31
38636	31
38637	31
38638	31
38639	31
38640	31
38641	31
38642	31
38643	31
38644	31
38645	31
38646	31
38647	32
38648	32
38649	32
38650	32
38651	32
38652	32
38653	32
38654	32
38655	32
38656	32
38657	32
38658	32
38659	32
38660	32

EDP Number Index

EDP NO.	PAGE
38661	32
38662	32
38663	32
38664	32
38770	28
38771	28
38772	28
38773	28
38774	28
38775	28
38776	28
38777	28
38778	28
38779	28
38780	28
38781	28
38782	28
38783	28
38784	28
38785	28
38786	28
38787	28
38788	28
38789	28
38790	28
38791	28
38792	28
38793	28
38794	28
38795	28
38796	28
38797	28
38798	29
38799	29
38800	29
38801	29
38802	29
38803	29
38804	29
38805	29
38806	29
38807	29
38808	29
38809	29
38810	29
38811	29
38812	29
38813	29
38814	29
38815	29
38816	29
38817	29
38818	29
38819	29
38820	29
38821	29
38822	29
38823	29
38824	29
38825	29
38826	30
38827	30
38828	30
38829	30
38830	30
38831	30
38832	30
38833	30
38834	30
38835	30
38836	30
38837	30
38838	30
38839	30
38840	30
38841	30
38842	30
38843	30
38844	30
38845	30
38846	30
38847	30
38848	30
38849	30
38850	31
38851	31
38852	31
38853	31

EDP NO.	PAGE
38854	31
38855	31
38856	31
38857	31
38858	31
38859	31
38860	31
38861	31
38862	31
38863	31
38864	31
38865	31
38866	31
38867	31
38868	32
38869	32
38870	32
38871	32
38872	32
38873	32
38874	32
38875	32
38876	32
38877	32
38878	32
38879	32
38880	32
38881	32
38882	32
38883	32
38884	32
38885	32
39001	195
39002	201
39003	195
39004	201
39005	195
39006	201
39007	195
39008	201
39009	195
39010	201
39011	195
39012	201
39013	195
39014	201
39015	195
39016	201
39017	195
39018	201
39019	195
39020	201
39021	195
39022	201
39023	195
39024	201
39025	195
39026	201
39027	195
39028	201
39029	195
39030	201
39031	195
39032	201
39033	196
39034	201
39035	196
39036	201
39037	196
39038	201
39039	196
39040	201
39041	196
39042	201
39043	196
39045	196
39047	196
39049	196
39051	196
39053	196
39055	196
39057	196
39059	196
39061	197
39063	197
39065	197
39067	197
39069	197

EDP NO.	PAGE
39071	197
39073	197
39075	198
39077	195
39078	201
39089	198
39089	210
39090	211
39101	195
39102	201
39103	195
39104	201
39105	195
39106	201
39107	195
39108	201
39109	195
39110	201
39111	195
39112	201
39113	195
39114	201
39115	195
39116	201
39117	195
39118	201
39119	195
39120	201
39121	195
39122	201
39123	195
39124	201
39125	195
39126	201
39127	195
39128	201
39129	195
39130	201
39131	195
39132	201
39133	196
39134	201
39135	196
39136	201
39137	196
39138	201
39139	196
39140	201
39141	196
39142	201
39143	196
39145	196
39147	196
39149	196
39151	196
39153	196
39155	196
39157	196
39159	196
39161	197
39163	197
39165	197
39167	197
39169	197
39171	197
39173	197
39175	198
39177	195
39178	201
39189	198
39189	210
39190	211
39301	176
39302	180
39303	176
39304	180
39305	176
39306	180
39307	176
39308	180
39309	176
39310	180
39311	176
39312	180
39313	176
39314	180
39315	176
39316	180

EDP NO.	PAGE
39317	176
39318	180
39319	176
39320	180
39321	176
39322	180
39323	176
39324	180
39325	176
39326	180
39327	176
39328	180
39329	176
39330	180
39331	176
39332	180
39333	176
39334	180
39335	176
39336	180
39337	177
39338	180
39339	177
39340	180
39341	177
39342	180
39343	177
39344	181
39345	177
39346	181
39347	177
39348	181
39349	177
39350	181
39351	177
39352	181
39353	177
39354	181
39355	177
39356	181
39357	177
39358	181
39359	177
39360	181
39361	177
39362	181
39363	177
39364	181
39365	178
39366	181
39367	178
39368	181
39369	178
39370	181
39371	178
39372	181
39373	178
39374	181
39375	178
39376	181
39377	176
39378	180
39389	178
39389	210
39390	181
39390	211
39501	176
39502	180
39503	176
39504	180
39505	176
39506	180
39507	176
39508	180
39509	176
39510	180
39511	176
39512	180
39513	176
39514	180
39515	176
39516	180
39517	176
39518	180
39519	176
39520	180
39521	176
39522	180

EDP NO.	PAGE
39523	176
39524	180
39525	176
39526	180
39527	176
39528	180
39529	176
39530	180
39531	176
39532	180
39533	176
39534	180
39535	176
39536	180
39537	177
39538	180
39539	177
39540	180
39541	177
39542	180
39543	177
39544	181
39545	177
39546	181
39547	177
39548	181
39549	177
39550	181
39551	177
39552	181
39553	177
39554	181
39555	177
39556	181
39557	177
39558	181
39559	177
39560	181
39561	177
39562	181
39563	177
39564	181
39565	178
39566	181
39567	178
39568	181
39569	178
39570	181
39571	178
39572	181
39573	178
39574	181
39575	178
39576	181
39577	176
39578	180
39589	178
39589	210
39590	181
39590	211
39601	203
39602	204
39603	203
39604	204
39605	203
39606	204
39607	203
39608	204
39609	203
39610	204
39611	203
39612	204
39613	203
39614	204
39615	203
39616	204
39617	203
39618	204
39619	203
39620	204
39621	203
39622	204
39623	203
39624	204
39625	203
39626	204
39627	203
39628	204

EDP NO.	PAGE
39629	203
39630	204
39631	203
39632	204
39633	203
39634	204
39635	203
39636	204
39637	203
39638	204
39639	203
39640	204
39641	203
39641	210
39642	204
39642	211
39651	183
39652	184
39653	183
39654	184
39655	183
39656	184
39657	183
39658	184
39659	183
39660	184
39661	183
39662	184
39663	183
39664	184
39665	183
39666	184
39667	183
39668	184
39669	183
39670	184
39671	183
39672	184
39673	183
39674	184
39675	183
39676	184
39677	183
39678	184
39679	183
39680	184
39681	183
39682	184
39683	183
39684	184
39685	183
39686	184
39687	183
39688	184
39689	183
39690	184
39691	183
39691	210
39692	184
39692	211
39701	189
39703	189
39705	189
39707	189
39709	189
39711	189
39713	189
39715	189
39717	189
39719	189
39721	189
39723	189
39725	189
39727	189
39729	189
39731	189
39733	189
39735	189
39737	189
39739	189
39741	189
39743	189
39745	189
39747	189
39749	189
39751	189
39753	189
39755	189

EDP NO.	PAGE
39757	189
39759	189
39761	189
39763	189
39765	189
39767	189
39769	189
39771	189
39773	189
39775	189
39777	189
39789	189
39789	210
40000	199
40001	199
40003	199
40004	199
40005	199
40007	199
40009	199
40010	199
40011	199
40012	199
40015	199
40016	199
40017	199
40019	199
40020	199
40021	200
40023	200
40024	200
40025	200
40028	200
40030	200
40031	200
40032	200
40035	200
40037	200
40038	200
40039	200
40105	199
40106	202
40109	199
40110	202
40113	199
40114	202
40117	199
40118	202
40121	199
40122	202
40125	199
40126	202
40129	199
40130	202
40133	199
40134	202
40137	199
40138	202
40141	199
40142	202
40145	199
40146	202
40149	199
40150	202
40153	199
40154	202
40157	199
40158	202
40161	200
40162	202
40165	205
40166	202
40169	200
40170	202
40173	200
40174	202
40177	200
40178	202
40181	200
40182	202
40185	200
40186	202
40305	179
40306	182
40309	179
40310	182
40313	179
40314	182

EDP Number Index

EDP NO.	PAGE
40317	179
40318	182
40321	179
40322	182
40325	179
40326	182
40329	179
40330	182
40333	179
40334	182
40337	179
40338	182
40341	179
40342	182
40345	179
40346	182
40349	179
40350	182
40353	179
40354	182
40357	179
40358	182
40361	179
40362	182
40365	179
40366	182
40369	179
40370	182
40373	179
40374	182
40377	179
40378	182
40381	179
40382	182
40385	179
40386	182
40505	190
40506	192
40509	190
40510	192
40513	190
40514	192
40517	190
40518	192
40521	190
40522	192
40525	190
40526	192
40529	190
40530	192
40533	190
40534	192
40537	190
40538	192
40541	190
40542	192
40545	190
40546	192
40549	190
40550	192
40553	190
40554	192
40557	190
40558	192
40561	190
40562	192
40565	190
40566	192
40569	190
40570	192
40573	190
40574	192
40577	190
40578	192
40581	190
40582	192
40585	190
40586	192
41405	203
41406	204
41409	203
41410	204
41413	203
41414	204
41417	203
41418	204
41421	203
41422	204
41425	203
41426	204
41429	203
41430	204
41433	203
41434	204
41437	203
41438	204
41441	203
41442	204
41445	203
41446	204
41449	203
41450	204
41453	203
41454	204
41457	203
41458	204
41461	203
41462	204
41465	203
41466	204
41505	183
41506	184
41509	183
41510	184
41513	183
41514	184
41517	183
41518	184
41521	183
41522	184
41525	183
41526	184
41529	183
41530	184
41533	183
41534	184
41537	183
41538	184
41541	183
41542	184
41545	183
41546	184
41549	183
41550	184
41553	183
41554	184
41557	183
41558	184
41561	183
41562	184
41565	183
41566	184
41605	205
41609	205
41613	205
41617	205
41621	205
41625	205
41629	205
41633	205
41637	205
41641	205
41645	205
41649	205
41653	205
41657	205
41661	205
41665	200
41705	185
41709	185
41713	185
41717	185
41721	185
41725	185
41729	185
41733	185
41737	185
41741	185
41745	185
41749	185
41753	185
41757	185
41761	185
41765	185
42606	65
42607	65
42608	65
42609	65
42610	65
42611	65
42612	65
42613	65
42614	65
42615	65
42616	65
42617	66
42618	66
42619	66
42620	66
42621	67
42622	65
42623	65
42624	66
42625	66
42626	66
42627	67
42628	66
42630	66
42631	66
42632	66
42633	66
42648	67
42649	67
42650	67
42651	67
42652	67
42653	67
42654	67
42655	67
42656	66
42657	66
42658	66
42659	66
42660	65
42661	65
42662	65
42663	65
42664	65
42665	65
42666	65
42667	65
42668	65
42669	65
42670	65
42671	65
42672	65
42673	65
42674	65
42675	65
42676	65
42677	65
42678	65
42679	65
42680	65
42681	66
42682	66
42683	66
42684	66
42685	66
42686	66
42687	66
42688	66
42689	66
42690	66
42691	66
42692	66
42693	66
42694	66
42695	66
42696	66
42697	66
42698	66
42699	66
42700	66
42701	67
42702	67
42703	67
42704	67
42705	67
42706	152
42707	152
42708	152
42709	152
42710	153
42711	153
42712	59
42713	59
42714	59
42715	59
42716	59
42717	59
42718	45
42719	45
42721	45
42722	45
42723	45
42731	46
42732	46
42733	46
42734	46
42735	46
42736	46
42737	46
42738	46
42739	46
42750	68
42751	68
42752	68
42753	68
42754	68
42755	68
43101	199
43102	202
43103	199
43104	202
43105	199
43106	202
43107	199
43108	202
43115	199
43116	202
43125	200
43126	202
43135	200
43136	202
43145	200
43146	202
43155	200
43156	202
43165	200
43166	202
43175	200
43176	202
43185	200
43186	202
43195	200
43196	202
43301	179
43302	182
43303	179
43304	182
43305	179
43306	182
43307	179
43308	182
43315	179
43316	182
43325	179
43326	182
43335	179
43336	182
43345	179
43346	182
43355	179
43356	182
43365	179
43366	182
43375	179
43376	182
43385	179
43386	182
43395	179
43396	182
43445	100
43446	100
43447	100
43448	100
43449	100
43450	100
43451	100
43452	100
43453	100
43470	100
43471	100
43472	100
43473	100
43474	100
43475	100
43476	100
43477	100
43478	100
43479	100
43480	100
43481	100
43482	100
43483	100
43484	100
43485	100
43486	100
43487	100
43488	100
43489	100
43490	100
43491	100
43492	100
43493	100
43494	100
43495	100
43496	100
43497	100
43501	190
43502	192
43503	190
43504	192
43505	190
43506	192
43507	190
43508	192
43515	190
43516	192
43525	190
43526	192
43535	190
43536	192
43545	190
43546	192
43555	190
43556	192
43565	190
43566	192
43575	190
43576	192
43585	190
43586	192
43595	190
43596	192
43900	188
43901	188
43902	188
43903	188
43904	188
43905	188
43906	188
43907	188
43908	188
43909	188
43910	187
43911	187
43912	187
43913	187
43914	187
43915	187
43916	187
43917	187
43918	187
43919	187
43920	187
43921	187
43922	187
43923	187
43924	187
43925	187
43926	187
43927	187
43928	187
43929	187
43930	187
43931	187
43932	187
43933	187
43934	187
43935	187
43936	187
43937	187
43938	187
43939	187
43950	187
43951	187
43952	187
43953	187
43954	187
43955	187
43956	187
43957	187
43958	187
43959	187
44298	155
44299	155
44300	155
44301	155
44302	155
44303	155
44304	155
44305	155
44306	155
44307	155
44308	155
44309	155
44505	163
44506	163
44509	163
44510	163
44513	163
44514	163
44517	163
44518	163
44521	163
44522	163
44525	163
44526	163
44529	163
44530	163
44533	163
44534	163
44537	163
44538	163
44541	163
44542	163
44545	163
44546	163
44550	160
44551	160
44552	160
44553	160
44554	160
44555	160
44556	160
44557	160
44558	160
44559	160
44560	160
44561	160
44562	160
44563	160
44564	160
44565	160
44566	160
44570	161
44571	161
44572	161
44573	161
44574	161
44575	161
44576	161
44577	161
44578	161
44579	161
44580	161
44581	161
44582	161
44583	161
44584	161
44585	161
44586	161
44587	160
44588	160
44589	160
44590	160
44591	160
44592	160
44593	160
44594	160
44595	160
44596	160
44597	160
44598	161
44599	161
44600	161
44601	161
44602	161
44603	161
44604	161
44605	161
44606	161
44607	161
44608	161
44609	160
44610	160
44611	160
44612	160
44613	160
44614	160
44615	161
44616	161
44617	161
44618	161
44619	161
44620	161
44627	134
44628	134
44629	134
44630	134
44631	134
44634	134
44635	134
44636	134
44637	134
44638	134
44639	134
44641	134
44642	134
44643	134
44701	149
44702	149
44703	149
44705	149
44708	150
44711	150
44714	151
44715	149
44716	149
44717	149
44719	149
44722	150
44725	150
44728	151
44731	151
44732	149
44733	150
44734	150
44735	150
44736	150
44737	151
44738	152
44739	153
44740	153
44741	153
44745	134
44746	134
44747	134
44748	134
44749	134
44750	134
44751	134
44752	134
44753	134
44754	134
44755	134
44756	134
44757	134
44758	134
44759	134
44760	134
44761	134
44762	134
44763	134

EDP Number Index

EDP NO.	PAGE
44764	134
44765	134
44766	134
44767	134
44768	134
44769	152
44770	152
44771	152
44772	152
44773	152
44774	152
44775	152
44776	152
44777	152
44778	152
44779	152
44780	152
44781	152
44782	152
44783	152
44784	152
44785	153
44786	153
44787	153
44788	153
44789	152
44790	152
44791	152
44792	152
44792	152
44793	152
44794	152
44795	152
44796	152
44797	152
44798	152
44799	152
44800	152
44801	152
44802	152
44803	152
44804	152
44805	153
44806	153
44807	153
44808	153
44814	150
44815	150
44816	150
44817	150
44818	150
44819	150
44820	150
44821	150
44822	151
44823	151
44824	151
44826	150
44827	150
44828	150
44829	150
44830	151
44831	151
44832	152
44833	152
44834	153
44835	153
44836	153
44837	153
44838	153
44839	152
44840	153
44841	153
44842	149
44843	149
44844	149
44845	149
44846	149
44847	149
44848	149
44849	149
44850	149
44851	149
44852	149
44853	149
44854	149
44855	149
44856	149
44857	149
44858	149
44859	150
44860	150
44861	150
44862	150
44863	150
44864	150
44865	150
44866	150
44867	150
44868	150
44869	150
44870	150
44871	150
44872	150
44873	150
44874	150
44875	150
44876	150
44877	151
44878	151
44879	151
44880	151
44881	151
44882	151
44883	151
44884	151
44885	151
44886	151
44890	149
44891	149
44892	149
44893	149
44894	149
44895	149
44896	149
44897	150
44898	150
44899	150
44900	150
44901	151
44902	149
44916	154
44917	154
44918	154
44919	154
44920	154
44921	154
44922	154
44923	154
44924	154
44925	154
44926	154
44927	154
44928	154
44929	154
44930	154
44931	154
44932	154
44933	154
44934	154
44935	154
44936	154
44937	154
44938	154
44939	154
44940	154
44941	154
44942	154
44943	154
44944	154
44945	154
44950	152
44951	152
44952	152
44953	152
44954	152
44955	152
44956	152
44957	152
44958	152
44959	152
44960	152
44961	153
44962	153
44963	153
44964	153
44965	153
44966	153
44967	153
44968	153
44969	153
44970	153
44971	153
44972	153
44973	153
44974	153
44975	129
44976	129
44977	129
44978	129
44979	129
44980	129
44981	129
44982	129
44983	129
44984	129
44985	129
44986	129
44987	129
44990	129
44991	129
44992	129
44993	129
44994	129
44995	129
44996	129
44997	129
44998	129
44999	129
45000	129
45001	129
45002	129
45003	129
45004	129
45005	130
45006	130
45007	130
45008	130
45009	130
45010	130
45011	130
45012	130
45013	130
45014	130
45015	130
45016	130
45017	130
45018	130
45019	130
45020	129
45021	129
45022	129
45023	129
45024	129
45025	129
45100	78
45101	78
45102	78
45103	78
45104	78
45105	78
45106	79
45107	79
45108	79
45109	79
45110	79
45111	79
45112	78
45113	78
45114	78
45115	78
45116	78
45117	78
45118	78
45119	78
45120	78
45121	78
45122	78
45123	78
45124	78
45125	78
45126	78
45127	79
45128	79
45129	79
45130	79
45131	79
45132	79
45133	79
45134	79
45135	79
45136	79
45137	79
45138	79
45139	79
45140	79
45141	79
45150	78
45170	78
45171	78
45172	78
45173	78
45174	78
45175	78
45176	78
45177	78
45178	78
45179	78
45180	78
45181	78
45182	78
45183	78
45184	78
45185	78
45186	78
45187	79
45188	79
45189	79
45190	79
45191	79
45192	79
45193	79
45194	79
45195	79
45196	79
45197	79
45198	79
45199	79
45200	79
45201	79
45202	79
45203	79
45277	186
45279	186
45281	186
45283	186
45285	186
45287	186
45289	186
45291	186
45293	186
45295	186
45297	186
45299	186
45477	206
45478	206
45479	206
45480	206
45481	206
45482	206
45483	206
45484	206
45485	206
45486	206
45487	206
45488	206
45489	206
45490	206
45491	206
45492	206
45493	206
45494	206
45495	206
45496	206
45497	206
45498	206
45499	206
45500	206
46106	207
46107	207
46108	207
46109	207
46110	207
46111	207
46112	207
46113	207
46114	207
46116	207
46117	207
46118	207
46120	207
46121	207
46122	207
46128	207
46129	207
46130	207
46131	207
46132	207
46133	207
46140	110
46141	110
46142	110
46143	110
46145	110
46147	110
46206	209
46207	209
46208	209
46209	209
46210	209
46211	209
46212	209
46213	209
46214	209
46216	209
46217	209
46218	209
46220	209
46221	209
46222	209
46228	209
46229	209
46230	209
46231	209
46232	209
46233	209
46343	54
46344	54
46345	54
46346	54
46347	54
46348	54
46349	54
46350	54
46351	54
46354	54
46355	54
46356	54
46357	53
46358	53
46359	53
46360	53
46362	53
46364	53
46366	53
46368	53
46370	53
46372	53
46374	53
46376	53
46450	59
46451	59
46452	59
46453	59
46454	59
46455	59
46456	59
46457	59
46458	59
46459	59
46460	59
46461	59
46462	59
46463	59
46464	59
46465	59
46466	59
46467	59
46468	59
46469	59
46470	59
46471	59
46472	59
46473	59
46474	59
46475	59
46476	59
46477	59
46478	59
46479	59
46480	59
46481	59
46482	59
46483	59
46493	45
46494	45
46495	45
46497	45
46498	45
46506	53
46507	53
46508	53
46509	53
46510	53
46518	54
46519	54
46520	54
46521	54
46522	54
46560	61
46561	61
46562	61
46563	61
46564	61
46565	61
46566	61
46567	61
46568	61
46620	93
46621	93
46622	93
46623	93
46624	93
46625	93
46626	94
46627	93
46628	93
46629	93
46630	93
46631	93
46632	93
46633	93
46634	93
46635	93
46636	93
46637	93
46638	93
46639	93
46640	93
46641	93
46642	93
46643	93
46644	93
46645	93
46646	93
46647	93
46648	93
46649	93
46650	93
46651	93
46652	93
46653	94
46654	94
46655	94
46656	94
46657	94
46658	94
46659	94
46660	94
46821	46
46822	46
46823	46
46824	46
46825	46
46826	46
46827	46
46828	46
46829	46
46830	46
46831	46
46832	46
46833	46
46834	46
46835	46
46836	46
46837	46
46838	46
46839	46
46840	46
46841	46
46849	45
46850	45
46851	45
46852	45
46853	45
46854	45
46855	45
46856	45
46857	45
46858	45
46859	45
46860	45
46861	45
46862	45
46863	45
46864	45
46865	45
46866	45
46867	45
46868	45
46869	45
46873	45
46874	45
46880	45
46881	45
46882	45
46884	45
46886	45
46887	45
46889	45
46890	45
46891	45
46893	45
46894	45
46895	45
46896	45
46898	45
46899	45
46900	45
46903	45
46904	45
46905	45
46909	45
46910	45
46911	45
46912	45
46913	45
46914	45
46915	45
46916	45
46917	45
46918	45
46919	45
46920	45
46921	45
46922	45
46923	45
46924	45
46925	45
46926	45
46927	45
46928	46
46929	46
46930	46
46931	46
46932	46
46933	46
46934	46
46935	46
46936	46
46937	46
46938	46
46939	46
46940	46
46941	46
46942	46

EDP Number Index

EDP NO.	PAGE
46943	46
46944	45
46945	45
46946	45
47000	35
47001	35
47002	35
47003	35
47004	35
47005	35
47006	35
47007	35
47008	35
47009	35
47010	35
47011	35
47012	35
47013	35
47014	35
47015	35
47016	35
47017	35
47018	35
47019	35
47020	35
47021	35
47022	35
47023	35
47024	35
47025	35
47026	35
47027	35
47028	35
47029	35
47030	35
47031	35
47032	35
47033	35
47034	35
47035	36
47036	36
47037	36
47038	36
47039	35
47040	35
47041	35
47042	36
47043	36
47044	36
47045	36
47046	35
47047	35
47048	35
47049	36
47050	36
47051	36
47052	36
47053	36
47054	36
47055	36
47056	36
47057	36
47058	36
47059	36
47060	36
47061	36
47062	36
47063	36
47064	36
47065	36
47066	36
47067	36
47068	36
47069	36
47070	36
47071	36
47072	36
47073	36
47074	36
47075	36
47076	36
47077	36
47078	36
47079	36
47080	36
47081	36
47082	36
47083	36

EDP NO.	PAGE
47084	36
47085	36
47086	36
47087	36
47088	36
47089	36
47090	36
47091	36
47092	36
47093	36
47094	36
47095	36
47096	36
47097	36
47120	35
47121	35
47122	35
47123	35
47124	35
47125	35
47126	35
47127	35
47128	35
47129	35
47130	35
47131	35
47132	36
47133	36
47134	35
47135	36
47136	36
47137	36
47138	36
47139	36
47140	36
47141	36
47142	36
47143	36
47144	36
47145	36
47146	36
47147	36
47148	36
47160	35
47161	35
47162	35
47163	35
47164	35
47165	35
47166	35
47167	35
47168	35
47169	35
47170	35
47171	35
47172	35
47173	35
48000	35
48001	35
48002	35
48003	35
48004	35
48005	35
48006	35
48007	35
48008	35
48009	35
48010	35
48011	35
48012	35
48013	35
48014	35
48015	35
48016	35
48017	35
48018	36
48019	36
48020	36
48021	36
48022	36
48023	36
48024	36
48025	36
48026	36
48027	36
48028	36
48029	35
48030	35

EDP NO.	PAGE
48031	35
48032	35
48033	35
48034	35
48035	35
48036	35
48037	36
48038	36
48039	36
48040	36
48041	36
48042	36
48043	36
48044	36
48045	36
48046	36
48047	36
48048	36
48049	36
48050	36
48051	36
48052	36
48053	36
48054	36
48055	36
48056	35
48057	35
48058	36
48059	36
48060	36
48061	36
48062	36
48063	36
48064	36
48065	36
48066	36
48067	36
48068	36
48070	35
48071	35
48500	199
48501	199
48502	199
48503	199
48504	199
48505	199
48506	199
48507	199
48508	199
48509	199
48510	199
48511	199
48512	199
48513	199
48514	200
48515	200
48516	200
48517	200
48518	200
48519	200
48520	200
48522	199
48523	199
48524	199
48525	199
48526	199
48527	199
48528	199
48529	199
48530	199
48531	199
48532	199
48533	199
48534	199
48535	199
48536	200
48537	200
48538	200
48539	200
48540	200
48541	200
48542	200
48543	199
48544	199
48545	199
48546	199
48547	199
48548	199

EDP NO.	PAGE
48549	199
48550	199
48551	199
48552	199
48553	199
48554	199
48555	199
48556	199
48557	200
48558	200
48559	200
48560	200
48561	200
48562	200
48563	200
48564	202
48565	202
48566	202
48567	202
48568	202
48569	202
48570	202
48571	202
48572	202
48573	202
48574	202
48575	202
48576	202
48577	202
48578	202
48579	202
48580	202
48581	202
48582	202
48583	202
48584	202
48586	202
48587	202
48588	202
48589	202
48590	202
48591	202
48592	202
48593	202
48594	202
48595	202
48596	202
48597	202
48598	202
48599	202
48600	202
48601	202
48602	202
48603	202
48604	202
48605	202
48606	202
48607	202
48608	202
48609	202
48610	202
48611	202
48612	202
48613	202
48614	202
48615	202
48616	202
48617	202
48618	202
48619	202
48620	202
48621	202
48622	202
48623	202
48624	202
48625	202
48626	202
48627	202
48628	179
48629	179
48630	179
48631	179
48632	179
48633	179
48634	179
48635	179
48636	179
48637	179

EDP NO.	PAGE
48638	179
48639	179
48640	179
48641	179
48642	179
48643	179
48644	179
48645	179
48646	179
48647	179
48648	179
48650	179
48651	179
48652	179
48653	179
48654	179
48655	179
48656	179
48657	179
48658	179
48659	179
48660	179
48661	179
48662	179
48663	179
48664	179
48665	179
48666	179
48667	179
48668	179
48669	179
48670	179
48671	179
48672	179
48673	179
48674	179
48675	179
48676	179
48677	179
48678	179
48679	179
48680	179
48681	179
48682	179
48683	179
48684	179
48685	179
48686	179
48687	179
48688	179
48689	179
48690	179
48691	179
48692	182
48693	182
48694	182
48695	182
48696	182
48697	182
48698	182
48699	182
48700	182
48701	182
48702	182
48703	182
48704	182
48705	182
48706	182
48707	182
48708	182
48709	182
48710	182
48711	182
48712	182
48714	182
48715	182
48716	182
48717	182
48718	182
48719	182
48720	182
48721	182
48722	182
48723	182
48724	182
48725	182
48726	182
48727	182

EDP NO.	PAGE
48728	182
48729	182
48730	182
48731	182
48732	182
48733	182
48734	182
48735	182
48736	182
48737	182
48738	182
48739	182
48740	182
48741	182
48742	182
48743	182
48744	182
48745	182
48746	182
48747	182
48748	182
48749	182
48750	182
48751	182
48752	182
48753	182
48754	182
48755	182
48756	190
48757	190
48758	190
48759	190
48760	190
48761	190
48762	190
48763	190
48764	190
48765	190
48766	190
48767	190
48768	190
48769	190
48770	190
48771	190
48772	190
48773	190
48774	190
48775	190
48776	190
48778	190
48779	190
48780	190
48781	190
48782	190
48783	190
48784	190
48785	190
48786	190
48787	190
48788	190
48789	190
48790	190
48791	190
48792	190
48793	190
48794	190
48795	190
48796	190
48797	190
48798	190
48799	190
48800	190
48801	190
48802	190
48803	190
48804	190
48805	190
48806	190
48807	190
48808	190
48809	190
48810	190
48811	190
48812	190
48813	190
48814	190
48815	190
48816	190

EDP NO.	PAGE
48817	190
48818	190
48819	190
48820	192
48821	192
48822	192
48823	192
48824	192
48825	192
48826	192
48827	192
48828	192
48829	192
48830	192
48831	192
48832	192
48833	192
48834	192
48835	192
48836	192
48837	192
48838	192
48839	192
48840	192
48842	192
48843	192
48844	192
48845	192
48846	192
48847	192
48848	192
48849	192
48850	192
48851	192
48852	192
48853	192
48854	192
48855	192
48856	192
48857	192
48858	192
48859	192
48860	192
48861	192
48862	192
48863	192
48864	192
48865	192
48866	192
48867	192
48868	192
48869	192
48870	192
48871	192
48872	192
48873	192
48874	192
48875	192
48876	192
48877	192
48878	192
48879	192
48880	192
48881	192
48882	192
48883	192
48884	203
48885	203
48886	203
48887	203
48888	203
48889	203
48890	203
48891	203
48892	203
48893	203
48894	203
48895	203
48896	203
48897	203
48898	203
48899	203
48905	203
48906	203
48907	203
48908	203
48909	203
48910	203

EDP Number Index

EDP NO.	PAGE
48911	203
48912	203
48913	203
48914	203
48915	203
48916	203
48917	203
48918	203
48919	203
48920	203
48926	203
48927	203
48928	203
48929	203
48930	203
48931	203
48932	203
48933	203
48934	203
48935	203
48936	203
48937	203
48938	203
48939	203
48940	203
48941	203
48947	204
48948	204
48949	204
48950	204
48951	204
48952	204
48953	204
48954	204
48955	204
48956	204
48957	204
48958	204
48959	204
48960	204
48961	204
48962	204
48968	204
48969	204
48970	204
48971	204
48972	204
48973	204
48974	204
48975	204
48976	204
48977	204
48978	204
48979	204
48980	204
48981	204
48982	204
48983	204
48989	204
48990	204
48991	204
48992	204
48993	204
48994	204
48995	204
48996	204
48997	204
48998	204
48999	204
49000	204
49001	204
49002	204
49003	204
49004	204
49010	183
49011	183
49012	183
49013	183
49014	183
49015	183
49016	183
49017	183
49018	183
49019	183
49020	183
49021	183
49022	183
49023	183

EDP NO.	PAGE
49024	183
49025	183
49031	183
49032	183
49033	183
49034	183
49035	183
49036	183
49037	183
49038	183
49039	183
49040	183
49041	183
49042	183
49043	183
49044	183
49045	183
49046	183
49052	183
49053	183
49054	183
49055	183
49056	183
49057	183
49058	183
49059	183
49060	183
49061	183
49062	183
49063	183
49064	183
49065	183
49066	183
49067	183
49073	184
49074	184
49075	184
49076	184
49077	184
49078	184
49079	184
49080	184
49081	184
49082	184
49083	184
49084	184
49085	184
49086	184
49087	184
49088	184
49094	184
49095	184
49096	184
49097	184
49098	184
49099	184
49100	184
49101	184
49102	184
49103	184
49104	184
49105	184
49106	184
49107	184
49108	184
49109	184
49115	184
49116	184
49117	184
49118	184
49119	184
49120	184
49121	184
49122	184
49123	184
49124	184
49125	184
49126	184
49127	184
49128	184
49129	184
49130	184
49136	205
49137	205
49138	205
49139	205
49140	205
49141	205

EDP NO.	PAGE
49142	205
49143	205
49144	205
49145	205
49146	205
49147	205
49148	205
49149	205
49150	205
49151	205
49157	205
49158	205
49159	205
49160	205
49161	205
49162	205
49163	205
49164	205
49165	205
49166	205
49167	205
49168	205
49169	205
49170	205
49171	205
49172	205
49178	205
49179	205
49180	205
49181	205
49182	205
49183	205
49184	205
49185	205
49186	205
49187	205
49188	205
49189	205
49190	205
49191	205
49192	205
49193	205
49262	185
49263	185
49264	185
49265	185
49266	185
49267	185
49268	185
49269	185
49270	185
49271	185
49272	185
49273	185
49274	185
49275	185
49276	185
49277	185
49283	185
49284	185
49285	185
49286	185
49287	185
49288	185
49289	185
49290	185
49291	185
49292	185
49293	185
49294	185
49295	185
49296	185
49297	185
49298	185
49304	185
49305	185
49306	185
49307	185
49308	185
49309	185
49310	185
49311	185
49312	185
49313	185
49314	185
49315	185
49316	185
49317	185

EDP NO.	PAGE
49318	185
49319	185
49388	199
49389	199
49390	199
49391	199
49392	199
49393	200
49394	200
49395	200
49396	200
49397	200
49398	200
49399	200
49400	200
49401	199
49402	199
49403	199
49404	199
49405	199
49406	200
49407	200
49408	200
49409	200
49410	200
49411	200
49412	200
49413	200
49414	199
49415	199
49416	199
49417	199
49418	199
49419	200
49420	200
49421	200
49422	200
49423	200
49424	200
49425	200
49426	200
49427	179
49428	179
49429	179
49430	179
49431	179
49432	179
49433	179
49434	179
49435	179
49436	179
49437	179
49438	179
49439	179
49440	179
49441	179
49442	179
49443	179
49444	179
49445	179
49446	179
49447	179
49448	179
49449	179
49450	179
49451	179
49452	179
49453	179
49454	179
49455	179
49456	179
49457	179
49458	179
49459	179
49460	179
49461	179
49462	179
49463	179
49464	179
49465	179
49466	190
49467	190
49468	190
49469	190
49470	190
49471	190
49472	190
49473	190

EDP NO.	PAGE
49474	190
49475	190
49476	190
49477	190
49478	190
49479	190
49480	190
49481	190
49482	190
49483	190
49484	190
49485	190
49486	190
49487	190
49488	190
49489	190
49490	190
49491	190
49492	190
49493	190
49494	190
49495	190
49496	190
49497	190
49498	190
49499	190
49500	190
49501	190
49502	190
49503	190
49504	190
49505	202
49506	202
49507	202
49508	202
49509	202
49510	202
49511	202
49512	202
49513	202
49514	202
49515	202
49516	202
49517	202
49518	202
49519	202
49520	202
49521	202
49522	202
49523	202
49524	202
49525	202
49526	202
49527	202
49528	202
49529	202
49530	202
49531	202
49532	202
49533	202
49534	202
49535	202
49536	202
49537	202
49538	202
49539	202
49540	202
49541	202
49542	202
49543	202
49544	182
49545	182
49546	182
49547	182
49548	182
49549	182
49550	182
49551	182
49552	182
49553	182
49554	182
49555	182
49556	182
49557	182
49558	182
49559	182
49560	182
49561	182

EDP NO.	PAGE
49562	182
49563	182
49564	182
49565	182
49566	182
49567	182
49568	182
49569	182
49570	182
49571	182
49572	182
49573	182
49574	182
49575	182
49576	182
49577	182
49578	182
49579	182
49580	182
49581	182
49582	182
49583	192
49584	192
49585	192
49586	192
49587	192
49588	192
49589	192
49590	192
49591	192
49592	192
49593	192
49594	192
49595	192
49596	192
49597	192
49598	192
49599	192
49600	192
49601	192
49602	192
49603	192
49604	192
49605	192
49606	192
49607	192
49608	192
49609	192
49610	192
49611	192
49612	192
49613	192
49614	192
49615	192
49616	192
49617	192
49618	192
49619	192
49620	192
49621	192
49622	188
49623	188
49624	188
49625	188
49626	188
49627	188
49628	188
49629	188
49630	188
49631	188
49632	188
49633	188
49634	188
49635	188
49636	188
49637	188
49638	188
49639	188
49640	188
49641	188
49642	188
49643	188
49644	188
49645	188
49646	188
49647	188
49648	188
49649	188

EDP NO.	PAGE
49650	188
49651	188
49663	163
49664	163
49665	163
49666	163
49667	163
49668	163
49669	163
49670	163
49671	163
49672	163
49673	163
49674	163
49675	163
49676	163
49677	163
49678	163
49679	163
49680	163
49681	163
49682	163
49683	163
49684	163
49829	186
49830	186
49831	186
49832	186
49833	186
49834	186
49835	186
49836	186
49837	186
49838	186
49839	186
49840	186
50000	282
50001	282
50002	282
50003	282
50004	282
50005	282
50006	282
50007	282
50008	282
50009	282
50010	282
50011	282
50012	282
50013	282
50014	282
50015	282
50016	282
50017	282
50018	282
50019	282
50020	282
50021	282
50022	282
50023	282
50024	282
50025	282
50026	282
50027	282
50028	282
50029	282
50030	282
50031	282
51001	291
51002	291
51003	290
51004	290
51005	290
51006	290
51007	290
51008	290
51009	290
51010	290
51011	290
51012	290
51013	290
51014	290
51015	290
51016	290
51017	290
51018	290
51019	290
51020	290

EDP Number Index

EDP NO.	PAGE
51021	290
51022	290
51023	290
51024	289
51025	289
51026	289
51027	289
51028	289
51029	289
51030	289
51031	289
51032	289
51033	289
51034	289
51035	289
51036	289
51037	289
51038	289
51039	289
51040	289
51041	289
51042	289
51043	289
51044	289
51045	289
51046	289
51047	289
51048	289
51049	289
51050	289
51051	289
51052	288
51053	288
51054	288
51055	288
51056	288
51057	288
51058	288
51059	288
51060	288
51061	288
51062	288
51063	288
51064	288
51065	288
51066	288
51067	288
51068	288
51069	288
51070	288
51071	288
51072	288
51073	288
51074	288
51075	288
51076	288
51077	288
51078	288
51079	288
51080	288
51101	288
51102	288
51103	288
51104	288
51105	289
51106	289
51107	289
51108	289
51109	289
51110	290
51111	290
51112	290
51113	290
51114	290
51115	291
51116	291
51117	291
51118	291
51119	291
51120	291
51121	291
51122	292
51123	292
51124	292
51125	292
51126	292
51127	292
51128	292
51129	292
51130	292
51131	292
51132	292
51201	291
51202	291
51203	291
51204	291
51206	291
51207	291
51208	291
51209	291
51210	291
51211	291
51212	291
51213	291
51214	291
51215	291
51216	291
51217	291
51218	292
51219	292
51220	292
51221	292
51222	292
51223	292
51224	292
51225	292
51226	292
51269	231
51270	231
51271	231
51272	231
51273	231
51274	231
51275	231
51276	231
51277	231
51278	231
51279	232
51330	231
51331	231
51332	231
51333	231
51334	232
51335	232
51336	232
51337	232
51338	232
51339	232
51340	232
51341	232
51342	233
51343	233
51344	233
51345	233
51346	233
51347	233
51348	233
51349	233
51350	233
51351	233
51352	234
51353	234
51354	234
51355	234
51356	234
51357	234
51358	234
51359	234
51360	235
51361	235
51362	235
51363	235
51364	235
51365	235
51366	235
51367	235
51368	235
51369	235
51370	235
51371	235
51372	235
51373	235
51374	235
51375	235
51506	241
51507	241
51508	241
51509	242
51510	242
51511	242
51512	242
51513	242
51514	242
51515	242
51516	243
51517	243
51518	243
51519	243
51520	243
51521	243
51522	243
51523	243
51524	243
51525	243
51526	243
51527	243
51528	244
51529	244
51530	244
51531	244
51532	244
51533	244
51534	244
51535	244
51536	244
51537	245
51538	245
51539	245
51540	245
51541	245
51542	245
51543	245
51544	245
51545	245
51580	240
51581	240
51582	240
51583	241
51584	241
51585	241
51586	241
51587	241
51588	241
51589	241
51590	241
51591	242
51592	245
51593	245
51594	245
51595	245
51596	245
51601	233
51602	233
51603	233
51604	233
51606	233
51607	233
51608	233
51609	233
51610	233
51611	233
51612	233
51613	233
51614	233
51615	234
51616	234
51617	234
51618	234
51619	234
51620	234
51621	234
51622	234
51752	231
51753	231
51754	231
51755	231
51756	231
51757	231
51758	231
51759	231
51760	231
51761	231
51762	231
51763	232
51764	232
51765	232
51766	232
51767	232
51768	232
51769	232
51770	232
51771	232
51772	232
51773	232
51774	232
51775	232
51776	232
51777	232
51778	232
51779	232
51780	232
51781	233
51782	233
51783	235
51784	235
51785	235
51786	235
51787	235
51788	235
51789	235
51790	235
51791	235
51792	235
51801	274
51802	274
51803	274
51804	274
51805	274
51806	274
51807	274
51808	274
51809	275
51810	275
51811	275
51812	275
51813	275
51814	275
51815	275
51816	275
51817	275
51818	275
51819	276
51820	276
51821	276
51822	276
51823	276
51824	276
51825	276
51826	276
51827	277
51828	277
51829	277
51830	277
51831	277
51832	277
51833	277
51834	277
51835	277
51836	277
51901	266
51902	266
51903	266
51904	266
51905	266
51906	266
51907	266
51908	266
51910	266
51912	267
51913	267
51914	267
51915	267
51916	267
51918	267
51919	267
51920	267
51921	267
51922	267
51923	268
51924	268
51925	268
51926	268
51927	268
51928	268
51929	268
51930	268
51932	269
51933	269
51934	269
51935	269
51937	269
51938	269
51939	269
51940	269
51941	269
51942	269
52300	240
52301	240
52302	240
52303	240
52304	240
52305	240
52306	240
52307	240
52308	240
52309	240
52310	240
52311	240
52312	240
52313	240
52314	240
52315	240
52316	240
52317	241
52318	241
52319	241
52321	241
52322	241
52323	241
52324	241
52325	241
52326	241
52327	241
52328	241
52329	241
52330	241
52331	241
52332	241
52333	241
52334	241
52335	242
52336	242
52337	242
52338	242
52339	242
52340	242
52341	242
52342	242
52343	242
52344	242
52345	243
52346	243
52347	243
52348	243
52349	243
52350	243
52351	243
52352	244
52353	244
52354	244
52355	245
52356	245
52357	245
52358	245
52359	245
52360	245
53001	305
53002	305
53003	305
53004	305
53005	305
53006	305
53007	305
53008	305
53009	305
53010	305
53011	305
53012	305
53013	305
53014	305
53015	305
53016	305
53017	304
53018	304
53019	304
53020	304
53021	304
53022	304
53023	304
53024	304
53025	304
53026	304
53027	304
53028	304
53029	304
53030	304
53031	304
53032	304
53033	304
53034	304
53035	304
53036	304
53107	304
53108	304
53109	304
53110	304
53111	304
53112	305
53113	305
53114	305
53115	305
53116	305
53117	306
53118	306
53119	306
53120	306
53121	306
53122	306
53123	307
53124	307
53125	307
53126	307
53127	307
53128	307
53129	307
53130	307
53131	307
53132	307
53133	307
53134	307
53135	307
53136	307
53137	307
53201	305
53202	305
53203	305
53204	305
53206	305
53207	305
53208	306
53209	306
53210	306
53211	306
53212	306
53213	306
53214	306
53215	306
53216	306
53217	306
53218	306
53219	306
53220	306
53221	307
53222	307
53223	307
53224	307
53225	307
53226	307
54600	250
54601	250
54602	250
54603	250
54604	250
54605	250
54606	250
54607	250
54608	250
54609	251
54610	251
54611	251
54612	251
54613	251
54614	251
54615	251
54616	251
54617	251
54618	251
54619	251
54620	252
54621	252
54622	252
54623	252
54624	252
54625	252
54626	252
54627	253
54628	253
54629	253
54630	253
54631	253
54632	253
54633	253
54634	253
54635	253
54700	250
54701	250
54702	250
54703	250
54704	250
54705	250
54706	250
54707	250
54708	250
54709	251
54710	251
54711	251
54712	251
54713	251
54714	251
54715	251
54716	251
54717	251
54718	251
54719	251
54720	252
54721	252
54722	252
54723	252
54724	252
54725	252
54726	252
54727	253
54728	253
54729	253
54730	253
54731	253
54732	253
54733	253
54734	253
54735	253
54800	254
54801	254
54802	254
54803	254
54804	254
54805	254
54806	254
54807	254
54808	254
54809	255
54810	255
54811	255
54812	255
54813	255
54814	255
54815	255
54816	255
54817	255
54818	255
54819	256
54820	256
54821	256
54822	256
54823	256
54824	256
54825	256

EDP Number Index

EDP NO.	PAGE
54826	257
54827	257
54828	257
54829	257
54830	257
54831	257
54832	257
54833	257
54834	257
54835	257
55000	254
55001	254
55002	254
55003	254
55004	254
55005	254
55006	254
55007	254
55008	254
55009	255
55010	255
55011	255
55012	255
55013	255
55014	255
55015	255
55016	255
55017	255
55018	255
55019	256
55020	256
55021	256
55022	256
55023	256
55024	256
55025	256
55026	257
55027	257
55028	257
55029	257
55030	257
55031	257
55032	257
55033	257
55034	257
55035	257
55160	260
55161	260
55162	260
55163	260
55164	260
55165	260
55166	260
55167	260
55168	260
55169	261
55170	261
55171	261
55172	261
55173	261
55174	261
55175	261
55176	261
55177	261
55178	261
55179	261
55180	262
55181	262
55182	262
55183	262
55184	262
55185	262
55186	262
55187	263
55188	263
55189	263
55190	263
55191	263
55192	263
55193	263
55194	263
55195	263
56001	301
56002	301
56003	301
56004	301
56005	301
56006	301
56007	301
56008	301
56009	301
56010	301
56011	301
56012	301
56013	301
56014	301
56015	301
56016	301
56017	301
56018	301
56019	301
56020	301
56021	301
56022	301
56023	301
56024	301
56025	301
56026	301
56027	301
56028	301
56029	301
56030	301
56031	301
56032	301
56033	301
56034	300
56035	300
56036	300
56037	300
56038	300
56039	300
56040	300
56041	300
56042	300
56043	300
56044	300
56045	300
56046	300
56047	300
56048	300
56049	300
56050	300
56051	300
56052	300
56053	300
56054	300
56055	300
56056	300
56057	300
56058	300
56059	300
56060	300
56103	300
56104	300
56105	300
56106	300
56107	300
56108	301
56109	301
56110	301
56111	301
56112	301
56113	301
56114	301
56115	302
56116	302
56117	302
56118	302
56119	302
56120	302
56121	302
56122	302
56123	302
56124	302
56125	302
56126	302
56127	302
56128	302
56129	302
56130	302
56131	302
56132	302
56135	300
56136	300
56137	300
56138	300
56139	300
56140	301
56141	301
56142	301
56143	301
56144	301
56145	301
56146	301
56147	302
56148	302
56149	302
56150	302
56151	302
56152	302
56153	302
56154	302
56155	302
56156	302
56157	302
56158	302
56159	302
56160	302
56161	302
56162	302
56163	302
56164	302
56210	301
56211	301
56212	301
56213	301
56214	301
56215	301
56216	301
56217	301
56218	301
56219	301
56220	301
56221	301
56222	301
56223	301
56224	301
56225	301
56226	301
56227	301
56228	301
56229	301
56230	301
56231	301
56232	301
56233	301
56234	301
56235	301
56236	301
56237	301
56238	301
56239	301
56240	301
56241	301
56242	301
56243	300
56244	300
56245	300
56246	300
56247	300
56248	300
56249	300
56250	300
56251	300
56252	300
56253	300
56254	300
56255	300
56256	300
56257	300
56258	300
56259	300
56260	300
56261	300
56262	300
56263	300
56264	300
56265	300
56266	300
56267	300
56268	300
56269	300
57005	310
57006	310
57007	310
57008	310
57009	310
57010	310
57011	310
57012	310
57015	310
57016	310
57017	310
57018	310
57019	310
57020	310
57021	310
57022	310
57075	310
57076	288
57077	288
57078	288
57079	288
57080	288
57081	288
57082	288
57083	288
57084	288
57085	288
57086	288
57087	288
57088	288
57089	288
57090	288
57091	288
57092	288
57093	288
57094	288
57095	288
57096	288
57097	288
57098	288
57099	288
57100	288
57101	288
57102	288
57103	288
57104	288
57105	288
57106	288
57107	288
57108	288
57109	289
57110	289
57111	289
57112	289
57113	289
57114	289
57115	289
57116	289
57117	289
57118	289
57119	289
57120	289
57121	289
57122	289
57123	289
57124	289
57125	289
57126	289
57127	289
57128	289
57129	289
57130	289
57131	289
57132	289
57133	289
57134	289
57135	289
57136	289
57137	289
57138	289
57139	289
57140	289
57141	289
57142	290
57143	290
57144	290
57145	290
57146	290
57147	290
57148	290
57149	290
57150	290
57151	290
57152	290
57153	290
57154	290
57155	290
57156	290
57157	290
57158	290
57159	290
57160	290
57161	290
57162	290
57163	290
57164	290
57165	290
57166	290
57167	290
57168	291
57169	291
57170	291
57171	291
57172	291
57173	291
57174	291
57176	291
57177	291
57178	291
57179	291
57180	291
57181	291
57182	291
57183	291
57184	291
57185	291
57186	291
57187	291
57188	291
57189	291
57190	291
57191	291
57192	291
57193	291
57194	292
57195	292
57196	292
57197	292
57198	292
57199	292
57200	292
57201	292
57202	292
57203	292
57204	292
57205	292
57206	292
57207	292
57208	292
57209	292
57210	292
57211	292
57212	292
57213	292
57351	292
58011	304
58012	304
58013	304
58014	304
58015	304
58016	304
58017	304
58018	304
58019	304
58020	304
58021	304
58022	304
58023	304
58024	304
58025	304
58026	304
58027	304
58028	304
58029	304
58030	304
58031	304
58032	304
58033	304
58034	304
58035	304
58036	305
58037	305
58038	305
58039	305
58040	305
58041	305
58042	305
58043	305
58044	305
58045	305
58046	305
58047	305
58048	305
58049	305
58050	305
58051	305
58052	305
58053	305
58054	305
58055	305
58056	305
58057	305
58058	305
58059	305
58061	305
58062	305
58063	305
58064	306
58065	306
58066	306
58067	306
58068	306
58069	306
58070	306
58071	306
58072	306
58073	306
58074	306
58075	306
58076	306
58077	306
58078	306
58079	306
58080	306
58081	306
58082	306
58083	307
58084	307
58085	307
58086	307
58087	307
58088	307
58089	307
58090	307
58091	307
58092	307
58093	307
58094	307
58095	307
58096	307
58097	307
58098	307
58099	307
58100	307
58101	307
58102	307
58103	307
61001	288
61003	288
61005	288
61007	288
61009	288
61011	289
61013	289
61015	289
61017	289
61019	290
61021	290
61023	290
61025	290
61027	291
61029	291
61031	291
61033	291
61035	291
61037	291
61039	292
61041	292
61043	292
61045	292
61047	292
61049	292
61051	292
61052	288
61053	288
61054	288
61055	288
61056	288
61057	288
61058	289
61059	289
61060	289
61061	289
61062	289
61063	289
61064	289
61065	289
61066	289
61067	289
61068	289
61069	289
61070	289
61071	289
61072	289
61073	289
61074	289
61075	290
61076	290
61077	290
61078	290
61079	290
61080	290
61081	290
61082	290
61083	290
61084	290
61085	290
61086	290
61087	290
61088	290
61089	291
61090	291
61091	291
61092	291
61093	291
61094	291
61095	291
61096	291
61097	291
61098	291
61099	291
61100	291
61101	291
61102	291
61103	291
61104	291
61105	291
61106	291
61107	291
61108	291
61109	291
61110	291
61111	291
61112	292
61113	292
61114	292
61115	292
61116	292
61117	292
61118	292
61119	292
61120	292
61121	292
61122	292
61123	292
61124	292
61175	292
62001	293
62003	293
62005	293
62007	293
62009	293
62011	293
62013	293
62015	293
62017	293
62019	293
62021	293
62023	293
62025	293
62027	293

EDP Number Index

EDP NO.	PAGE
62029	293
62031	293
62033	293
62035	293
62037	293
62039	293
62041	293
62043	293
62045	293
62047	293
62049	293
62051	293
62053	293
62055	293
62057	293
62059	293
62061	293
62063	293
62065	293
62066	295
62067	293
62069	294
62071	294
62073	294
62075	294
62077	294
62079	294
62081	294
62083	294
62084	295
62085	294
62087	294
62089	294
62091	294
62093	294
62095	294
62097	294
62099	294
62101	294
62102	295
62103	294
62105	294
62107	294
62109	294
62111	294
62112	295
62113	294
62115	294
62116	295
62117	294
62119	294
62121	294
62123	294
62125	294
62127	294
62129	294
62131	294
62133	295
62135	295
62137	295
62139	295
62141	295
62142	295
62143	295
62145	295
62146	295
62147	295
62149	295
62151	295
62153	295
62154	295
62155	295
62156	295
62157	295
62158	295
62159	295
62164	295
62166	295
62167	295
62168	295
62170	295
62171	295
63000	304
63001	304
63002	304
63003	304
63004	304
63005	304
63006	305
63007	305
63008	305
63009	305
63010	305
63011	305
63012	305
63013	306
63014	306
63015	306
63016	306
63017	306
63018	306
63019	306
63020	306
63021	306
63022	306
63023	306
63024	307
63025	307
63026	307
63027	307
63028	307
63029	307
63030	307
63031	307
63032	307
63033	307
63034	307
63035	307
63036	307
63037	307
63038	307
63039	307
63040	307
63041	307
63042	307
63043	307
63044	304
63045	304
63046	304
63047	304
63048	304
63049	304
63050	304
63051	304
63052	304
63053	305
63054	305
63055	305
63056	305
63057	305
63058	305
63059	305
63060	305
63061	305
63062	305
63063	305
63064	305
63065	305
63066	305
63067	305
63068	305
63069	306
63070	306
63071	306
63072	306
63073	306
63074	306
63075	306
63076	306
63077	306
63078	306
63079	306
63080	306
63081	307
63082	307
63083	307
63084	307
63085	307
63086	307
63087	307
63088	307
63089	307
63090	307
63091	307
63155	231
63156	231
63157	231
63158	231
63159	231
63160	231
63161	231
63162	232
63163	232
63164	232
63165	232
63166	232
63167	232
63168	232
63169	232
63170	232
63171	232
63172	233
63173	233
63174	233
63175	233
63176	233
63177	233
63178	233
63179	233
63180	233
63181	233
63182	233
63183	233
63184	234
63185	234
63186	234
63187	234
63188	234
63189	234
63190	234
63191	234
63192	234
63193	234
63194	235
63195	235
63196	235
63197	235
63198	235
63199	235
63200	235
63201	235
63202	235
63203	235
63204	235
63205	235
63206	235
63207	235
63208	235
63209	235
63210	235
63211	235
63212	235
63213	233
63575	274
63576	274
63577	274
63578	274
63579	274
63580	274
63581	274
63582	274
63583	274
63584	274
63585	274
63586	274
63587	274
63588	274
63589	274
63590	274
63591	274
63592	274
63593	274
63594	274
63595	274
63596	274
63597	274
63598	274
63599	274
63600	274
63601	275
63602	275
63603	275
63604	275
63605	275
63606	275
63607	275
63608	275
63609	275
63610	275
63611	275
63612	275
63613	275
63614	275
63615	275
63616	275
63617	275
63618	275
63619	275
63620	275
63621	275
63622	275
63623	275
63624	275
63625	275
63626	275
63627	275
63628	275
63629	275
63630	275
63631	275
63632	275
63633	276
63634	276
63635	276
63636	276
63637	276
63638	276
63639	276
63640	276
63641	276
63642	276
63643	276
63644	276
63645	276
63646	276
63647	276
63648	276
63649	276
63650	276
63651	276
63652	276
63653	276
63654	276
63655	276
63656	276
63657	277
63658	277
63659	277
63660	277
63661	277
63662	277
63663	277
63664	277
63665	277
63666	277
63667	277
63668	277
63669	277
63670	277
63671	277
63672	277
63673	277
63674	277
63675	277
63676	277
63677	277
63741	231
63742	232
63743	232
63744	232
63745	232
63746	232
63747	232
63748	232
63749	232
63750	232
63751	233
63752	233
63753	233
63754	233
63755	233
63756	233
63757	233
63758	233
63759	233
63760	233
63761	233
63762	233
63763	233
63764	233
63765	233
63766	233
63767	233
63768	233
63769	233
63770	233
63771	234
63772	234
63773	234
63774	234
63775	234
63776	234
63777	234
63778	234
63779	234
63780	234
63781	234
63782	234
63783	234
63784	234
63785	234
63786	234
63787	234
63788	234
63789	234
63790	235
63791	235
63792	235
63793	235
63794	235
63900	266
63901	266
63902	266
63903	266
63904	266
63905	266
63906	266
63907	266
63908	266
63909	266
63910	266
63911	266
63912	266
63913	266
63914	266
63915	266
63916	266
63917	266
63918	266
63919	266
63920	266
63921	266
63922	266
63923	266
63924	267
63925	267
63926	267
63927	267
63928	267
63929	267
63930	267
63931	267
63932	267
63933	267
63934	267
63935	267
63936	267
63937	267
63938	267
63939	267
63940	267
63941	267
63942	267
63943	267
63944	267
63945	267
63946	267
63947	267
63948	267
63949	267
63950	267
63951	267
63952	267
63953	267
63954	267
63955	268
63956	268
63957	268
63958	268
63959	268
63960	268
63961	268
63962	268
63963	268
63964	268
63965	268
63966	268
63967	268
63968	268
63969	268
63970	268
63971	268
63972	268
63973	268
63974	268
63975	268
63976	268
63977	268
63978	268
63979	268
63980	268
63981	269
63982	269
63983	269
63984	269
63985	269
63986	269
63987	269
63988	269
63989	269
63990	269
63991	269
63992	269
63993	269
63994	269
63995	269
63996	269
63997	269
63998	266
63999	267
64000	269
64001	269
64100	240
64101	240
64102	240
64103	240
64104	240
64105	241
64106	241
64107	241
64108	241
64109	241
64110	241
64111	241
64112	241
64113	241
64114	241
64115	241
64116	241
64117	241
64118	241
64119	241
64120	241
64121	241
64122	241
64123	241
64124	241
64125	242
64126	242
64127	242
64128	242
64129	242
64130	242
64131	242
64132	242
64133	242
64134	242
64135	242
64136	242
64137	242
64138	242
64139	242
64140	242
64141	242
64142	242
64143	242
64144	242
64145	243
64146	243
64147	243
64148	243
64149	243
64150	243
64151	243
64152	243
64153	243
64154	243
64155	243
64156	243
64157	243
64158	243
64159	243
64160	243
64161	243
64162	243
64163	243
64164	243
64165	243
64166	243
64167	243
64168	243
64169	243
64170	243
64171	243
64172	243
64173	243
64174	244
64175	244
64176	244
64177	244
64178	244
64179	244
64180	244
64181	244
64182	244
64183	244
64184	244
64185	244
64186	244
64187	244
64188	244
64189	244
64190	244
64191	244
64192	244
64193	244
64194	244
64195	244
64196	244
64197	244
64198	244
64199	244
64200	245
64201	245
64202	245
64203	245
64204	245
64205	245
64206	245
64207	245
64208	245
64209	245
64210	245
64211	245
64212	245
64500	231
64501	231
64502	231
64503	231
64504	231
64505	231
64506	231
64507	231
64508	231
64509	231
64510	231
64511	231
64512	231
64513	235
64514	235
64515	235
64520	240
64521	240
64522	240
64523	240
64524	240
64525	240
64526	240
64527	240
64528	240

EDP Number Index

EDP NO.	PAGE
64529	240
64530	240
64531	240
64532	240
64533	245
64534	245
64535	245
64600	250
64601	250
64602	250
64603	250
64604	250
64605	250
64606	250
64607	250
64608	250
64609	250
64610	250
64611	250
64612	250
64613	250
64614	250
64615	250
64616	250
64617	250
64618	250
64619	250
64620	250
64621	250
64622	250
64623	250
64624	250
64625	250
64626	250
64627	251
64628	251
64629	251
64630	251
64631	251
64632	251
64633	251
64634	251
64635	251
64636	251
64637	251
64638	251
64639	251
64640	251
64641	251
64642	251
64643	251
64644	251
64645	251
64646	251
64647	251
64648	251
64649	251
64650	251
64651	251
64652	251
64653	251
64654	251
64655	251
64656	251
64657	251
64658	251
64659	251
64660	251
64661	251
64662	252
64663	252
64664	252
64665	252
64666	252
64667	252
64668	252
64669	252
64670	252
64671	252
64672	252
64673	252
64674	252
64675	252
64676	252
64677	252
64678	252
64679	252
64680	252
64681	252
64682	252
64683	252
64684	252
64685	252
64686	252
64687	252
64688	252
64689	252
64690	252
64691	253
64692	253
64693	253
64694	253
64695	253
64696	253
64697	253
64698	253
64699	253
64700	253
64701	253
64702	253
64800	254
64801	254
64802	254
64803	254
64804	254
64805	254
64806	254
64807	254
64808	254
64809	254
64810	254
64811	254
64812	254
64813	254
64814	254
64815	254
64816	254
64817	254
64818	254
64819	254
64820	254
64821	254
64822	254
64823	254
64824	254
64825	254
64826	255
64827	255
64828	255
64829	255
64830	255
64831	255
64832	255
64833	255
64834	255
64835	255
64836	255
64837	255
64838	255
64839	255
64840	255
64841	255
64842	255
64843	255
64844	255
64845	255
64846	255
64847	255
64848	255
64849	255
64850	255
64851	255
64852	255
64853	255
64854	255
64855	255
64856	255
64857	255
64858	255
64859	255
64860	255
64861	255
64862	256
64863	256
64864	256
64865	256
64866	256
64867	256
64868	256
64869	256
64870	256
64871	256
64872	256
64873	256
64874	256
64875	256
64876	256
64877	256
64878	256
64879	256
64880	256
64881	256
64882	256
64883	256
64884	256
64885	256
64886	256
64887	256
64888	256
64889	257
64890	257
64891	257
64892	257
64893	257
64894	257
64895	257
64896	257
64897	257
64898	257
64899	257
64900	257
64901	257
64902	257
65000	254
65001	254
65002	254
65003	254
65004	254
65005	254
65006	254
65007	254
65008	254
65009	254
65010	254
65011	254
65012	254
65013	254
65014	254
65015	254
65016	254
65017	254
65018	254
65019	254
65020	254
65021	254
65022	254
65023	254
65024	254
65025	254
65026	255
65027	255
65028	255
65029	255
65030	255
65031	255
65032	255
65033	255
65034	255
65035	255
65036	255
65037	255
65038	255
65039	255
65040	255
65041	255
65042	255
65043	255
65044	255
65045	255
65046	255
65047	255
65048	255
65049	255
65050	255
65051	255
65052	255
65053	255
65054	255
65055	255
65056	255
65057	255
65058	255
65059	255
65060	255
65061	255
65062	256
65063	256
65064	256
65065	256
65066	256
65067	256
65068	256
65069	256
65070	256
65071	256
65072	256
65073	256
65074	256
65075	256
65076	256
65077	256
65078	256
65079	256
65080	256
65081	256
65082	256
65083	256
65084	256
65085	256
65086	256
65087	256
65088	256
65089	257
65090	257
65091	257
65092	257
65093	257
65094	257
65095	257
65096	257
65097	257
65098	257
65099	257
65100	257
65101	257
65102	257
65160	260
65161	260
65162	260
65163	260
65164	260
65165	260
65166	260
65167	260
65168	260
65169	260
65170	260
65171	260
65172	260
65173	260
65174	260
65175	260
65176	260
65177	260
65178	260
65179	260
65180	260
65181	260
65182	260
65183	260
65184	260
65185	260
65186	260
65187	261
65188	261
65189	261
65190	261
65191	261
65192	261
65193	261
65194	261
65195	261
65196	261
65197	261
65198	261
65199	261
65200	261
65201	261
65202	261
65203	261
65204	261
65205	261
65206	261
65207	261
65208	261
65209	261
65210	261
65211	261
65212	261
65213	261
65214	261
65215	261
65216	261
65217	261
65218	261
65219	261
65220	261
65221	261
65222	262
65223	262
65224	262
65225	262
65226	262
65227	262
65228	262
65229	262
65230	262
65231	262
65232	262
65233	262
65234	262
65235	262
65236	262
65237	262
65238	262
65239	262
65240	262
65241	262
65242	262
65243	262
65244	262
65245	262
65246	262
65247	262
65248	262
65249	262
65250	262
65251	263
65252	263
65253	263
65254	263
65255	263
65256	263
65257	263
65258	263
65259	263
65260	263
65261	263
65262	263
66001	300
66002	300
66003	300
66004	300
66005	300
66006	300
66007	300
66008	300
66009	301
66010	301
66011	301
66012	301
66013	301
66014	301
66015	301
66016	301
66017	301
66018	301
66019	301
66020	301
66021	302
66022	302
66023	302
66024	302
66025	302
66026	302
66027	302
66028	302
66029	302
66030	302
66031	302
66032	302
66033	302
66034	302
66035	302
66036	302
66037	302
66038	302
66039	302
66040	302
66041	302
66042	302
66043	302
66044	302
66045	302
66046	302
67005	311
67007	311
67009	311
67011	311
67013	311
67015	311
67017	311
67019	311
67021	311
67023	311
67035	311
67037	311
67039	311
67041	311
67043	311
67045	311
67047	311
67049	311
67051	311
67053	311
67600	250
67601	250
67602	250
67603	250
67604	250
67605	250
67606	250
67607	250
67608	250
67609	250
67610	250
67611	250
67612	250
67613	250
67614	250
67615	250
67616	250
67617	250
67618	250
67619	250
67620	250
67621	250
67622	250
67623	250
67624	250
67625	250
67626	250
67627	251
67628	251
67629	251
67630	251
67631	251
67632	251
67633	251
67634	251
67635	251
67636	251
67637	251
67638	251
67639	251
67640	251
67641	251
67642	251
67643	251
67644	251
67645	251
67646	251
67647	251
67648	251
67649	251
67650	251
67651	251
67652	251
67653	251
67654	251
67655	251
67656	251
67657	251
67658	251
67659	251
67660	251
67661	251
67662	252
67663	252
67664	252
67665	252
67666	252
67667	252
67668	252
67669	252
67670	252
67671	252
67672	252
67673	252
67674	252
67675	252
67676	252
67677	252
67678	252
67679	252
67680	252
67681	252
67682	252
67683	252
67684	252
67685	252
67686	252
67687	252
67688	252
67689	252
67690	252
67691	253
67692	253
67693	253
67694	253
67695	253
67696	253
67697	253
67698	253
67699	253
67700	253
67701	253
67702	253
68268	288
68269	288
68270	288
68271	288
68272	288
68273	289
68274	289
68275	289
68276	289
68277	290
68278	290
68279	290
68280	290
68281	291
68282	291
68283	291
68284	291
68285	291
68286	291
68287	292
68288	292
68289	292
68290	292
68291	292
68292	292
68293	292
68294	288
68295	288
68296	288
68297	288
68298	288
68299	288
68300	289
68301	289
68302	289

EDP Number Index

EDP NO.	PAGE
68303	289
68304	289
68305	289
68306	289
68307	289
68308	289
68309	289
68310	289
68311	289
68312	289
68313	289
68314	289
68315	289
68316	289
68317	290
68318	290
68319	290
68320	290
68321	290
68322	290
68323	290
68324	290
68325	290
68326	290
68327	290
68328	290
68329	290
68330	290
68331	291
68332	291
68333	291
68334	291
68335	291
68336	291
68337	291
68338	291
68339	291
68340	291
68341	291
68342	291
68343	291
68344	291
68345	291
68346	291
68347	291
68348	291
68349	291
68350	291
68351	291
68352	291
68353	291
68354	292
68355	292
68356	292
68357	292
68358	292
68359	292
68360	292
68361	292
68362	292
68363	292
68364	292
68365	292
68366	292
68603	295
68604	295
68606	295
68607	295
68608	295
68609	295
68611	295
68612	295
68613	295
68614	295
68616	295
68643	293
68644	293
68645	293
68646	293
68647	293
68648	293
68649	293
68650	293
68651	293
68652	293
68653	293
68654	293
68655	293
68656	293

EDP NO.	PAGE
68657	293
68658	293
68659	293
68660	293
68661	293
68662	293
68663	293
68664	293
68665	293
68666	293
68667	293
68668	293
68669	293
68670	293
68671	293
68672	293
68673	293
68674	293
68675	293
68676	293
68677	294
68678	294
68679	294
68680	294
68681	294
68682	294
68683	294
68684	294
68685	294
68686	294
68687	294
68688	294
68689	294
68690	294
68691	294
68692	294
68693	294
68694	294
68695	294
68696	294
68697	294
68698	294
68699	294
68700	294
68701	294
68702	294
68703	294
68704	294
68705	294
68706	294
68707	294
68708	294
68709	295
68710	295
68711	295
68712	295
68713	295
68718	295
68723	295
68728	295
68733	295
68738	295
68743	295
68748	295
68753	295
68758	295
68763	295
68768	295
68773	295
68778	295
68780	295
68965	304
68966	304
68967	304
68968	304
68969	304
68970	304
68971	304
68972	304
68973	304
68974	304
68975	304
68976	304
68977	304
68978	304
68979	304
68980	305
68981	305
68982	305

EDP NO.	PAGE
68983	305
68984	305
68985	305
68986	305
68987	305
68988	305
68989	305
68990	305
68991	305
68992	305
68993	305
68994	305
68995	305
68996	305
68997	305
68998	305
68999	305
69000	305
69001	305
69002	305
69003	306
69004	306
69005	306
69006	306
69007	306
69008	306
69009	306
69010	306
69011	306
69012	306
69013	306
69014	306
69015	306
69016	306
69017	306
69018	306
69019	306
69020	306
69021	306
69022	306
69023	306
69024	306
69025	306
69026	307
69027	307
69028	307
69029	307
69030	307
69031	307
69032	307
69033	307
69034	307
69035	307
69036	307
69037	307
69038	307
69039	307
69040	307
69041	307
69042	307
69043	307
69044	307
69045	307
69046	307
69047	307
69048	307
69049	307
69050	307
69051	307
69052	307
69053	307
69054	307
69055	307
69056	307
70003	326
70004	326
70005	326
70006	326
70007	326
70008	326
70009	326
70010	326
70011	326
70012	326
70013	326
70014	326
70015	326
70016	326
70017	326

EDP NO.	PAGE
70018	326
70019	326
70020	326
70021	326
70022	326
70023	326
70024	326
70025	326
70026	326
70027	326
70028	326
70029	326
70030	326
70031	326
70032	326
70441	104
70442	104
70444	104
70445	104
70447	104
70448	104
70450	104
70451	104
70453	104
70454	104
70456	104
70457	104
70459	104
70460	104
70462	104
70463	104
70465	104
70466	104
70468	104
70469	104
70470	103
70471	103
70472	103
70473	103
70474	103
70475	103
70476	103
70477	103
70478	103
70479	103
70480	103
70481	103
70482	103
70483	103
70484	103
70485	103
70486	103
70487	103
70488	103
70489	103
70527	104
70529	104
70531	104
70533	104
70535	104
70537	104
70539	104
70540	104
70542	104
70544	104
70546	104
70548	104
70550	104
70551	103
70552	103
70553	103
70554	103
70555	103
70556	103
70557	103
70558	103
70559	103
70560	103
70561	103
70562	103
70563	103
72930	338
72947	338
72948	338
72949	338
72950	338
72951	338
72952	338
72953	338

EDP NO.	PAGE
72954	342
72955	342
72956	342
72957	342
72958	342
72959	342
72960	342
72961	342
72962	342
72963	342
72964	342
72965	342
72966	342
72967	342
72968	342
72969	342
72970	345
72971	345
72972	345
72973	345
72974	345
72975	345
72976	345
72977	345
72978	113
72979	113
72980	113
72981	113
72982	113
72983	113
72984	113
72985	113
73012	338
73013	338
73014	338
73026	338
73027	338
73028	338
73029	338
73041	338
73070	339
73071	339
73072	339
73073	339
73074	339
73075	339
73078	339
73079	339
73080	339
73081	339
73082	339
73083	339
74001	316
74004	316
74007	316
74010	316
74013	316
74016	316
74019	316
74022	316
74025	319
74028	319
74031	319
74034	319
74037	319
74040	319
74043	319
74046	319
74049	322
74052	322
74055	322
74058	322
74061	322
74064	322
74067	322
74070	322
74101	316
74104	316
74107	316
74110	316
74113	316
74116	316
74119	316
74122	316
74125	319
74128	319
74131	319
74134	319
74137	319

EDP NO.	PAGE
74140	319
74143	319
74146	319
74149	322
74152	322
74155	322
74158	322
74161	322
74164	322
74167	322
74170	322
74201	316
74204	316
74207	316
74210	316
74213	316
74216	316
74219	316
74222	316
74225	319
74228	319
74231	319
74234	319
74237	319
74240	319
74243	319
74246	319
74249	322
74252	322
74255	322
74258	322
74261	322
74264	322
74267	322
74270	322
74300	84
74301	84
74302	84
74303	84
74304	84
74305	84
74306	84
74307	84
74308	84
74309	84
74310	84
74311	84
74316	84
74317	84
74318	84
74319	84
74320	84
74321	84
74322	84
74323	84
74324	84
74325	84
74326	84
74327	84
74332	84
74333	84
74334	84
74335	84
74336	84
74337	84
74338	84
74339	84
74340	84
74341	84
74342	84
74343	84
74348	84
74349	84
74350	84
74351	84
74352	84
74353	84
74354	84
74355	84
74356	84
74357	84
74358	84
74359	84
74360	84
74361	84
74362	84
74363	84
74364	84
74365	84

EDP NO.	PAGE
74366	84
74367	84
74368	84
74369	84
74370	84
74371	84
74372	84
74373	84
74374	84
74375	84
74376	84
74377	84
74378	84
74379	84
74380	84
74381	84
74382	84
74383	84
74384	84
74385	84
74386	84
74387	84
74388	84
74389	84
74390	84
74391	84
74392	84
74393	84
74394	84
74395	84
74396	84
74397	84
74398	84
74399	84
74400	84
74401	84
74402	84
74403	84
74404	84
74405	84
74406	84
74407	84
74408	84
74409	84
74410	84
74411	84
74412	84
74413	84
74414	84
74415	84
74416	84
74417	84
74418	84
74419	84
74420	84
74421	84
74422	84
74423	84
74424	84
74425	84
74426	84
74427	84
74428	84
74429	84
74430	84
74431	84
74432	84
74433	84
74434	84
74435	84
74436	84
74437	84
74438	84
74439	84
74440	84
74441	84
74442	84
74443	84
74444	84
74445	84
74446	84
74447	84
74448	84
74449	84
74450	84
74451	84
74452	84
74453	84
74454	84

EDP Number Index

EDP NO.	PAGE
74455	84
74456	85
74457	85
74458	85
74459	85
74460	85
74461	85
74462	85
74463	85
74464	85
74465	85
74466	85
74467	85
74468	85
74469	85
74470	85
74471	85
74472	85
74473	85
74474	85
74475	85
74476	85
74477	85
74478	85
74479	85
74480	85
74481	85
74482	85
74483	85
74484	85
74485	85
74486	85
74487	85
74488	85
74489	85
74490	85
74491	85
74492	85
74493	85
74494	85
74495	85
74496	85
74497	85
74498	85
74499	85
74500	85
74501	85
74502	85
74503	85
74504	85
74505	85
74506	85
74507	85
74508	85
74509	85
74510	85
74511	85
74512	85
74513	85
74514	85
74515	85
74516	85
74517	85
74518	85
74519	85
74520	85
74521	85
74522	85
74523	85
74524	85
74525	85
74526	85
74527	85
74528	85
74529	85
74530	85
74531	85
74532	85
74533	85
74534	85
74535	85
74536	85
74537	85
74538	85
74539	85
74540	85
74541	85
74542	85

EDP NO.	PAGE
74543	85
74544	85
74545	85
74546	85
74547	85
74548	85
74549	85
74550	85
74551	85
74552	85
74553	85
74554	85
74555	85
74556	85
74557	85
74558	85
74559	85
74560	85
74561	85
74562	85
74563	85
74564	85
74565	85
74566	85
74567	85
74568	85
74569	85
74570	85
74571	85
74572	85
74573	85
74574	85
74575	85
74576	85
74577	85
74578	85
74579	85
74580	85
74581	85
74582	85
74583	85
74584	85
74585	85
74586	85
74587	85
74588	85
74589	85
74590	85
74591	85
74592	85
74593	85
74594	85
74595	85
74596	85
74597	85
74598	85
74599	85
77100	82
77101	82
77102	82
77103	82
77104	82
77105	82
77106	82
77107	82
77108	82
77109	82
77110	82
77111	82
77112	82
77113	82
77114	82
77115	82
77116	82
77117	82
77118	82
77119	82
77120	82
77121	82
77122	82
77123	82
77124	82
77125	82
77126	82
77127	82
77128	82
77129	82
77130	82

EDP NO.	PAGE
77131	82
77132	82
77133	82
77134	82
77135	82
77136	82
77137	82
77138	82
77139	82
77140	82
77141	82
77142	82
77143	82
77144	82
77145	82
77146	82
77147	82
77148	82
77149	82
77150	82
77151	82
77152	82
77153	82
77154	82
77155	82
77156	82
77157	82
77158	82
77159	82
77160	82
77161	82
77162	82
77163	82
77164	82
77165	82
77166	82
77167	82
77168	82
77169	82
77170	82
77171	82
77172	82
77173	82
77174	82
77175	82
77176	82
77177	82
77178	82
77179	82
77180	82
77181	82
77182	82
77183	82
77184	82
77185	82
77186	82
77187	82
77188	82
77189	82
77190	82
77191	82
77192	82
77193	82
77194	82
77195	82
77196	82
77197	82
77198	82
77199	82
77200	82
77201	82
77202	82
77203	82
77204	82
77205	82
77206	82
77207	82
77208	82
77209	82
77210	82
77211	82
77212	82
77213	82
77214	82
77215	82
77216	82
77217	82
77218	82

EDP NO.	PAGE
77219	82
77220	83
77221	83
77222	83
77223	83
77224	83
77225	83
77226	83
77227	83
77228	83
77229	83
77230	83
77231	83
77232	83
77233	83
77234	83
77235	83
77236	83
77237	83
77238	83
77239	83
77240	83
77241	83
77242	83
77243	83
77244	83
77245	83
77246	83
77247	83
77248	83
77249	83
77250	83
77251	83
77252	83
77253	83
77254	83
77255	83
77256	83
77257	83
77258	83
77259	83
77260	83
77261	83
77262	83
77263	83
77264	83
77265	83
77266	83
77267	83
77268	83
77269	83
77270	83
77271	83
77272	83
77273	83
77274	83
77275	83
77276	83
77277	83
77278	83
77279	83
77280	83
77281	83
77282	83
77283	83
77284	83
77285	83
77286	83
77287	83
77288	83
77289	83
77290	83
77291	83
77292	83
77293	83
77294	83
77295	83
77296	83
77297	83
77298	83
77299	83
77300	83
77301	83
77302	83
77303	83
77304	83
77305	83
77306	83

EDP NO.	PAGE
77307	83
77308	83
77309	83
77310	83
77311	83
77312	83
77313	83
77314	83
77315	83
77316	83
77317	83
77318	83
77319	83
77320	83
77321	83
77322	83
77323	83
77324	83
77325	83
77326	83
77327	83
77328	83
77329	83
77330	83
77331	83
77332	83
77333	83
77334	83
77335	83
77336	83
77337	83
77338	83
77339	83
81001	330
81003	330
81005	330
81007	330
81009	330
81011	330
81013	330
81015	330
81017	330
81019	330
81021	330
81023	330
81025	330
81027	330
81029	330
82930	338
82931	338
82932	338
82933	338
82966	338
82967	338
82968	338
82969	338
82970	338
82971	338
82972	338
82973	338
82974	342
82975	342
82976	342
82977	342
82978	342
82979	342
82980	342
82981	342
82982	342
82983	342
82984	342
82985	342
82986	342
82987	342
82988	342
82989	342
82990	345
82991	345
82992	345
82993	345
82994	345
82995	345
82996	345
82997	345
83026	338
83027	338
83028	338
83029	338

EDP NO.	PAGE
83041	338
83042	338
83043	338
83044	338
83056	113
83057	113
83058	113
83059	113
83060	113
83061	113
83062	113
83063	113
83064	113
83065	113
83070	338
83071	338
83072	338
83073	338
83100	338
83101	338
83102	338
83103	338
83104	338
83105	338
83106	338
83107	338
83108	338
83109	338
83110	338
83111	338
83200	342
83201	342
83202	342
83203	342
83204	342
83205	342
83206	342
83207	342
83220	339
83221	339
83222	339
83223	339
83224	339
83225	339
83230	339
83231	339
83232	339
83233	339
83234	339
83235	339
90001	348
90005	348
90009	348
90013	348
90017	348
90021	348
90025	348
90029	348
90033	348
90037	348
90041	348
90045	348
90049	348
90053	348
90101	348
90107	348
90109	348
90113	348
90121	348
90129	348
90137	348
91001	349
91005	349
91009	349
91013	349
91017	349
91021	349
91025	349
91029	349
91033	349
91037	349
91041	349
91045	349
91049	349
91053	349
91101	349
91107	349
91109	349

EDP NO.	PAGE
91113	349
91121	349
91129	349
91137	349
91235	166
91236	166
91237	166
91238	166
91239	166
91240	166
91241	166
91242	166
91243	166
91244	166
91245	166
91246	166
91247	166
91248	166
91250	166
91251	166
91252	166
91253	166
91254	166
91255	166
91256	166
91257	166
91258	166
91259	166
91260	166
91261	166
91262	166
91263	166
91266	176
91268	195
91269	201
91270	176
91272	195
91273	201
91274	176
91276	195
91277	201
91278	176
91280	195
91281	201
91282	177
91284	196
91285	201
91286	177
91288	196
91290	177
91292	197
91349	107
91350	107
91351	107
91352	107
91353	107
91354	107
91355	107
91356	107
91357	107
91358	107
91359	107
91360	107
91361	107
93272	107
93273	107
93274	107
93275	107
93276	107
93277	107
93278	107
93279	107
93280	107
93281	107
93282	107

KSPT Reference Information

ISO H6 SPECIFICATIONS					
DIAMETER	+	–	DIAMETER	+	–
≥ 1/8 - 3/16	0.00000	–0.00032	≤ 3	0,000	0,006
> 3/16 - 7/16	0.00000	–0.00035	> 3 - 6	0,000	0,008
> 7/16 - 5/8	0.00000	–0.00043	> 6 - 10	0,000	0,009
> 5/8 - 1	0.00000	–0.00051	> 10 - 18	0,000	0,011
> 1 - 1-1/4	0.00000	–0.00063	> 18 - 25	0,000	0,013

MACHINING FORMULAS

INCH FORMULAS	METRIC FORMULAS
sfm = rpm x .262 x cutting diameter	m/min = (3.14 x cutting diameter x rpm) / 1000
rpm = sfm x 3.82 / cutting diameter	rpm = (1000 x m / min) / (3.14 x cutting diameter)
feed (inches per tooth) = ipm / (number of teeth x rpm)	feed (mm per tooth) = millimeters per minute / (number of teeth x rpm)
feed (inches / minute) = inches per tooth x number of teeth x rpm	feed (mm/minute) = feed per tooth x number of teeth x rpm
feed (inches / minute) = ipr x rpm	feed (mm/minute) = mmr x rpm
feed (inches / revolution) = ipm / rpm	feed (mm per revolution) = mmr / rpm
cusp height* = (tool diameter / 2) – $\sqrt{(\text{tool diameter}^2 - \text{pitch}^2)}$ / 4	cusp height* = (tool diameter / 2) –$\sqrt{(\text{tool diameter}^2 - \text{pitch}^2)}$ / 4
pitch = $\sqrt{4 \text{ x (cusp height x tool diameter)} - 4 \text{ x (cusp height}^2)}$	pitch = $\sqrt{4 \text{ x (cusp height x tool diameter)} - 4 \text{ x (cusp height}^2)}$
mrr – milling – (in^3/min) = width of cut x depth of cut x ipm	mrr – milling – (cm^3/min) = (width of cut x depth of cut x mm/min) / 1000
cutting time – drilling – (minutes) = length / ipm	cutting time – drilling – (minutes) = length / mm/min

sfm	surface feet per minute
rpm	revolutions per minute
ipm	feed rate in inches per minutes
ipr	inches per revolution
mmr	millimeters per revolution
mm/min	feed rate in millimeters per minute
mrr	material removal rate
*	on flat surface

GENERAL FORMULAS

coolant pressure: 1 Bar = 14.5 Pounds per Square Inch (PSI)

calculation of coolant pressure: Pounds Per Square Inch (PSI) = (Horsepower of Pump x 1.460) / Gallons per Minute (GPM)

1 Liter = 0.254 Gallons

inch = millimeters / 25.4 millimeters = inch x 25.4

inch tap drill sizes = major diameter – ((1.299 x % of thread) / threads per inch)

metric tap drill sizes = major diameter – (1.082 x pitch x % of thread)

inch thread forming drill size: maximum diameter = basic major diameter – (3/8 x number of threads per inch)

inch thread forming drill size: minimum diameter = basic major diameter – (1/2 x number of threads per inch)

metric thread forming drill size: maximum diameter = basic major diameter – (.375 x pitch)

metric thread forming drill size: minimum diameter = basic major diameter – (.500 x pitch)

Decimal Equivalents

Fraction • Number • Letter • Metric Sizes

INCH	METRIC	DECIMAL EQUIVALENT
–	0,10	0.0039
–	0,20	0.0079
–	0,25	0.0098
–	0,30	0.0118
#80	0,34	0.0135
–	0,35	0.0138
#79	0,37	0.0145
1/64	0,40	0.0156
#78	0,41	0.0160
–	0,45	0.0177
#77	0,46	0.0180
–	0,50	0.0197
#76	0,51	0.0200
#75	0,53	0.0210
–	0,55	0.0217
#74	0,57	0.0225
–	0,60	0.0236
#73	0,61	0.0240
#72	0,64	0.0250
–	0,65	0.0256
#71	0,66	0.0260
–	0,70	0.0276
#70	0,71	0.0280
#69	0,74	0.0292
–	0,75	0.0295
#68	0,79	0.0310
1/32	0,79	0.0313
–	0,80	0.0315
#67	0,81	0.0320
#66	0,84	0.0330
–	0,85	0.0335
#65	0,89	0.0350
–	0,90	0.0354
#64	0,91	0.0360
#63	0,94	0.0370
–	0,95	0.0374
#62	0,97	0.0380
#61	0,99	0.0390
–	1,00	0.0394
#60	1,02	0.0400
#59	1,04	0.0410
–	1,05	0.0413
#58	1,07	0.0420
#57	1,09	0.0430
–	1,10	0.0433
–	1,15	0.0453
#56	1,18	0.0465
3/64	1,19	0.0469
–	1,20	0.0472
–	1,25	0.0492
–	1,30	0.0512
#55	1,32	0.0520
–	1,35	0.0531
#54	1,40	0.0550
#53	1,51	0.0595
–	1,55	0.0610
1/16	1,59	0.0625

INCH	METRIC	DECIMAL EQUIVALENT
–	1,60	0.0630
#52	1,61	0.0635
–	1,65	0.0650
#51	1,70	0.0669
–	1,75	0.0689
#50	1,78	0.0700
–	1,80	0.0709
#49	1,85	0.0728
–	1,90	0.0748
#48	1,93	0.0760
–	1,95	0.0768
5/64	1,98	0.0781
#47	1,99	0.0785
–	2,00	0.0787
–	2,05	0.0807
#46	2,06	0.0810
#45	2,08	0.0820
–	2,10	0.0827
–	2,15	0.0846
#44	2,18	0.0860
–	2,20	0.0866
–	2,25	0.0886
#43	2,26	0.0890
–	2,30	0.0906
–	2,35	0.0925
#42	2,37	0.0935
3/32	2,38	0.0938
–	2,40	0.0945
#41	2,44	0.0960
–	2,45	0.0965
#40	2,50	0.0984
#39	2,53	0.0995
#38	2,58	0.1015
–	2,60	0.1024
#37	2,64	0.1040
–	2,70	0.1063
#36	2,71	0.1065
–	2,75	0.1083
7/64	2,78	0.1094
#35	2,79	0.1100
–	2,80	0.1102
#34	2,82	0.1110
#33	2,87	0.1130
–	2,90	0.1142
#32	2,95	0.1160
–	3,00	0.1181
#31	3,05	0.1200
–	3,10	0.1220
1/8	3,18	0.1250
–	3,20	0.1260
–	3,25	0.1280
#30	3,26	0.1285
–	3,30	0.1299
–	3,40	0.1339
#29	3,45	0.1360
–	3,50	0.1378
#28	3,57	0.1405

INCH	METRIC	DECIMAL EQUIVALENT
9/64	3,57	0.1406
–	3,60	0.1417
#27	3,66	0.1440
–	3,70	0.1457
#26	3,73	0.1470
–	3,75	0.1476
#25	3,80	0.1495
–	3,80	0.1496
#24	3,86	0.1520
–	3,90	0.1535
#23	3,91	0.1540
5/32	3,97	0.1562
#22	3,99	0.1570
–	4,00	0.1575
#21	4,04	0.1590
#20	4,09	0.1610
–	4,10	0.1614
–	4,20	0.1654
#19	4,22	0.1660
–	4,25	0.1673
–	4,30	0.1693
#18	4,31	0.1695
11/64	4,37	0.1719
#17	4,39	0.1730
–	4,40	0.1732
#16	4,50	0.1770
–	4,50	0.1772
#15	4,57	0.1800
–	4,60	0.1811
#14	4,62	0.1820
#13	4,70	0.1850
–	4,75	0.1870
3/16	4,76	0.1875
#12	4,80	0.1890
#11	4,85	0.1910
–	4,90	0.1929
#10	4,91	0.1935
#9	4,98	0.1960
–	5,00	0.1969
#8	5,05	0.1990
–	5,10	0.2008
#7	5,11	0.2010
13/64	5,16	0.2031
#6	5,18	0.2040
–	5,20	0.2047
#5	5,22	0.2055
–	5,25	0.2067
–	5,3	0.2087
#4	5,31	0.2090
–	5,40	0.2126
#3	5,41	0.2130
–	5,50	0.2165
7/32	5,56	0.2188
–	5,60	0.2205
#2	5,61	0.2210
–	5,70	0.2244
–	5,75	0.2264

INCH	METRIC	DECIMAL EQUIVALENT
#1	5,79	0.2280
–	5,80	0.2283
–	5,90	0.2323
A	5,94	0.2340
15/64	5,95	0.2344
–	6,00	0.2362
B	6,05	0.2380
–	6,10	0.2402
C	6,15	0.2420
–	6,20	0.2441
D	6,25	0.2461
–	6,30	0.2480
E	6,35	0.2500
1/4	6,35	0.2500
–	6,40	0.2520
–	6,50	0.2559
F	6,53	0.2570
–	6,60	0.2598
G	6,63	0.2610
–	6,70	0.2638
17/64	6,75	0.2656
H	6,76	0.2660
–	6,80	0.2677
–	6,90	0.2717
I	6,91	0.2720
–	7,00	0.2756
J	7,04	0.2770
–	7,10	0.2795
K	7,14	0.2810
9/32	7,14	0.2812
–	7,20	0.2835
–	7,25	0.2854
–	7,30	0.2874
L	7,37	0.2900
–	7,40	0.2913
M	7,49	0.2950
–	7,50	0.2953
19/64	7,54	0.2969
–	7,60	0.2992
N	7,67	0.3020
–	7,70	0.3031
–	7,75	0.3051
–	7,80	0.3071
–	7,90	0.3110
5/16	7,94	0.3125
–	8,00	0.3150
O	8,03	0.3160
–	8,10	0.3189
–	8,20	0.3228
P	8,20	0.3230
–	8,25	0.3248
–	8,30	0.3268
21/64	8,33	0.3281
–	8,40	0.3307
Q	8,43	0.3320
–	8,50	0.3346
–	8,60	0.3386

INCH	METRIC	DECIMAL EQUIVALENT
R	8,61	0.3390
–	8,70	0.3425
11/32	8,73	0.3438
–	8,75	0.3445
–	8,80	0.3465
S	8,84	0.3480
–	8,90	0.3504
–	9,00	0.3543
T	9,09	0.3580
–	9,10	0.3583
23/64	9,13	0.3594
–	9,20	0.3622
–	9,25	0.3642
–	9,30	0.3661
U	9,35	0.3680
–	9,40	0.3701
–	9,50	0.3740
3/8	9,53	0.3750
V	9,56	0.3770
–	9,60	0.3780
–	9,70	0.3819
–	9,75	0.3839
W	9,80	0.3858
–	9,90	0.3898
25/64	9,92	0.3906
–	10,00	0.3937
X	10,08	0.3970
–	10,10	0.3976
–	10,20	0.4016
Y	10,26	0.4040
–	10,30	0.4055
13/32	10,32	0.4062
–	10,40	0.4094
Z	10,49	0.4130
–	10,50	0.4134
–	10,60	0.4173
–	10,70	0.4213
27/64	10,72	0.4219
–	10,80	0.4252
–	10,90	0.4291
–	11,00	0.4331
–	11,10	0.4370
7/16	11,11	0.4375
–	11,20	0.4409
–	11,30	0.4449
–	11,40	0.4488
–	11,50	0.4528
29/64	11,51	0.4531
–	11,60	0.4567
–	11,70	0.4606
–	11,80	0.4646
–	11,90	0.4685
15/32	11,91	0.4688
–	12,00	0.4724
31/64	12,30	0.4844
–	12,50	0.4921
1/2	12,70	0.5000

INCH	METRIC	DECIMAL EQUIVALENT
–	13,00	0.5118
33/64	13,10	0.5156
17/32	13,49	0.5312
–	13,50	0.5315
35/64	13,89	0.5469
–	14,00	0.5512
9/16	14,29	0.5625
–	14,50	0.5709
37/64	14,68	0.5781
–	15,00	0.5906
19/32	15,08	0.5938
39/64	15,48	0.6094
–	15,50	0.6102
5/8	15,88	0.6250
–	16,00	0.6299
41/64	16,27	0.6406
–	16,50	0.6496
21/32	16,67	0.6562
–	17,00	0.6693
43/64	17,07	0.6719
11/16	17,46	0.6875
–	17,50	0.6890
45/64	17,86	0.7031
–	18,00	0.7087
23/32	18,26	0.7188
–	18,50	0.7283
47/64	18,65	0.7344
–	19,00	0.7480
3/4	19,05	0.7500
49/64	19,45	0.7656
–	19,50	0.7677
25/32	19,84	0.7812
–	20,00	0.7874
51/64	20,24	0.7969
–	20,50	0.8071
13/16	20,64	0.8125
–	21,00	0.8268
53/64	21,03	0.8281
27/32	21,43	0.8438
–	21,50	0.8465
55/64	21,84	0.8594
–	22,00	0.8661
7/8	22,23	0.8750
–	22,50	0.8858
57/64	22,62	0.8906
–	23,00	0.9055
29/32	23,02	0.9062
59/64	23,42	0.9219
–	23,50	0.9252
15/16	23,81	0.9375
–	24,00	0.9449
61/64	24,21	0.9531
–	24,50	0.9646
31/32	24,61	0.9688
–	25,00	0.9843
63/64	25,00	0.9844
1	25,40	1.0000

Hardness Conversion Chart

ROCKWELL HARDNESS (HRb)	ROCKWELL HARDNESS (HRc)	BRINELL HARDNESS (HB)	VICKERS HARDNESS (HV)	TENSILE STRENGTH (N/mm2)	PSI (1000lb/in2)
67	–	121	122	401	58
70	–	126	127	432	63
73	–	132	132	448	65
75	–	136	137	455	66
77	–	140	143	463	67
80	–	147	150	479	69
82	–	153	156	494	72
84	–	159	163	525	76
86	–	165	171	540	78
89	–	177	178	556	81
91	–	186	188	602	88
93	–	197	196	632	92
96	–	216	212	664	97
97	–	223	218	695	101
98	21	230	234	756	110
–	22	236	241	772	112
–	23	242	247	787	114
–	24	248	255	818	118
–	25	254	261	849	123
–	27	266	269	865	125
–	28	272	275	895	130
–	29	278	284	911	132
–	30	284	292	942	136
–	31	293	300	973	141
–	32	302	308	988	143
–	33	310	318	1019	147
–	34	319	327	1050	152
–	35	328	337	1096	159
–	37	345	349	1127	163
–	38	353	359	1158	168
–	39	362	370	1189	172
–	40	370	381	1235	179
–	41	381	395	1266	183
–	42	391	408	1312	190
–	44	411	422	1359	197
–	45	422	437	1420	206
–	46	433	452	1467	212
–	48	455	470	1513	219
–	50	479	497	1559	226
–	51	485	517	1621	235
–	52	497	532	1668	241
–	54	–	573	1729	250
–	56	–	609	1807	262
–	57	–	630	1884	273
–	59	–	670	1961	284
–	60	–	698	2039	295
–	61	–	725	–	–
–	62	–	740	–	–
–	63	–	780	–	–
–	64	–	812	–	–
–	65	–	847	–	–
–	66	–	885	–	–
–	67	–	926	–	–
–	68	–	971	–	–

Conversions from each scale are approximate

SOLUTIONS AROUND THE GLOBE

KYOCERA SGS Precision Tools is an ISO 9001:2015 Certified leader of round solid carbide cutting tool technology for the aerospace, metalworking, and automotive industries with manufacturing sites in the United States and United Kingdom. Our global network of Sales Representatives, Industrial Distributors, and Agents blanket the world selling into more than 60 countries.

LEADERS IN SOLID CARBIDE TOOL TECHNOLOGY

Brand names such as Z-Carb, S-Carb®, V-Carb, Hi-PerCarb®, Multi-Carb have become synonymous with high performance tooling in the machining and metalworking industry.

We're proud to have pioneered some of the world's most advanced cutting technology right here on our Northeast Ohio manufacturing campus. KSPT high performance end mills, drills and routers are increasing productivity and reducing cost around the world.

EXCEEDING CUSTOMER EXPECTATIONS

As the world's manufacturing needs change, so does KSPT. It's all about the science, starting with our lab inspected substrate materials to our tool designs and coatings. Our exceptional team of researchers, engineers, and machinists are dedicated to developing the absolute best and delivering the ultimate Value at the spindle®.

- Incredible batch-to-batch consistency
- Metallurgical lab dedicated to testing and rigorous quality control
- ISO 9001:2015 Certified quality procedures
- Patented geometries that extend tool life, reduce chatter, cut cycle times, and improve part quality—even at extreme parameters
- Specialists in extreme and demanding product applications
- Comprehensive tooling services
- Experienced Field Sales Engineers who work to optimize a tool for your particular application
- Dedicated multi-lingual customer service representatives

SGS PRODUCTS ARE DISTRIBUTED BY:

www.kyocera-sgstool.com

SGS® Solid Carbide Tools

VALUE AT THE SPINDLE®

UNITED STATES OF AMERICA
KYOCERA SGS Precision Tools
150 Marc Drive
Cuyahoga Falls, Ohio 44223 U.S.A.
customer service -
US and Canada: (330) 686-5700
fax - US & Canada: (800) 447-4017
international fax: (330) 686-2146
orders: sales@kyocera-sgstool.com
web: www.kyocera-sgstool.com

UNITED KINGDOM
KYOCERA SGS Precision Tools Europe Ltd.
10 Ashville Way
Wokingham, Berkshire
RG41 2PL England
phone: (44) 1189-795-200
fax: (44) 1189-795-295
e-mail: SalesEU@kyocera-sgstool.com
web: www.kyocera-sgstool.co.uk

JAPAN
KYOCERA Corporation
International Sales Dept.
6 Takeda Tobadono-cho,
Fushimi-ku, Kyoto 612-8501, Japan
phone: +81-75-604-3473
fax: +81-75-604-3472
web: global.kyocera.com/prdct/tool/index.html

COMMERCIAL OFFICES

EASTERN EUROPE
SINTCOM
Sintcom Tools
95 Arsenalski Blvd.
1421 Sofia, Bulgaria
phone: (359) 283-64421
fax: (359) 286-52493
e-mail: sintcom@sintcomtools.com

FRANCE
DOGA-KSPTE FRANCE
8, Avenue Gutenburg
78310 Maurepas, France
phone: +33 (0) 1 30 66 41 64
fax: +33 (0) 1 30 66 41 49
e-mail: KSPTF@kyocera-sgstool.com
web: www.doga.fr

GERMANY
KADIGO Tool Systems GmbH
Walramster. 27
65510 Idstein, Germany
phone: +49-212-645573-0
fax: +49-212-38089693
e-mail: info@kadigo-ts.com

INDIA
KYOCERA Asia Pacific India Pvt. Ltd
Plot No.51, Phase-I,
Udyog Vihar Gurgaon 122016,
Haryana, India
phone: +91-124-4025022
fax: +91-124-4025001

KOREA
KYOCERA Precision Tools Korea Co., Ltd.
2LT 69BL, Namdong Industrial Estate,
638-1, Kozan-Dong, Namdong Incheon,
Korea
phone: +82-32-821-8365
fax: +82-32-821-8369
web: www.kptk.co.kr/

POLAND
KYOCERA SGS Precision Tools
phone: +48 530 432 002
e-mail: SalesEU@kyocera-sgstool.com

RUSSIA
HALTEC
phone: (7) 495-252-05-00
e-mail: info@haltec.ru
web: www.haltec.ru

SPAIN
KYOCERA SGS Precision Tools IBERICA
e-mail: SalesEU@kyocera-sgstool.com

THAILAND
KYOCERA Asia Pacific (Thailand) Co., Ltd.
1 Capital Work Place Building
7th Floor, Soi Chamchan, Sukhumvit
55 Road, Klongton Nua, Wattana,
Bangkok 10110, Thailand
phone: +66-2-030-6688
fax: +66-2-030-6600

SINGAPORE
KYOCERA Asia Pacific Pte. Ltd.
298 Tiong Bahru Road, #13-03/05 Central Plaza,
Singapore 168730
phone: +65-6373-6700
fax: +65-6271-0600
web: asia.kyocera.com/products/cuttingtools/index.html

CHINA
KYOCERA (China) Sales & Trading Corporation
Room 140, Building A3, Daning Central Square,
No. 700 Wanrong Road,
Zhabei District, Shanghai, 200072,
P.R. China
phone: +86-21-3660-7711
fax: +86-21-568-6200
web: www.kyocera.com.cn/prdct/cuttingtool

KYOCERA

EDP 00008 Rev 1220
KYOCERA SGS Precision Tools