

2012



GLOBAL CNC

"We are the original Manufacturer"

GLOBAL CNC INDUSTRIES, LTD.



11865 Globe Street • Livonia, MI 48150
Toll Free: 800-992-1195 • (734) 464-1929 • FAX (734) 464-2225

Website: www.globalcnc.com


E-mail: sales@globalcnc.com

Technical Information: Toolholder Bushings and VDI Toolholders

- Majority of Toolholders Bushings and VDI Toolholders are manufactured by Global CNC Industries, Ltd. at company headquarters in Livonia, Michigan. Majority of products are proudly Made in the USA with select items imported.
- All Toolholders are precision ground, fully case-hardened and coated with a black-oxide finish for long lasting protection.
- Material 8620L Alloy Steel
- All VDI Toolholders are manufactured to meet DIN 69 880 specifications.
- All VDI Toolholders are custom ground including VDI Teeth, VDI Shank, Coolant Inducing Hole, and Tool Post Location.
- All VDI Toolholders are guaranteed not to break for one year, or we will replace them free of charge.
- All Toolholders are available in inch and metric sizes in any combination.
- Any Special Toolholders can be manufactured to meet your specifications.
- All Toolholders are inspected 100% by Global CNC's Inspection Department in accordance with ISO 9001/2000 Certification Standards to ensure complete customer satisfaction.
- **Please specify Inch or Metric when ordering;** all items shipped standard in inch sizes for both the OD and ID unless otherwise specified.



Collet Chuck



Turning Toolholder



Boring Bar Holder
Dual Coolant Flow



Toolholder Bushing
Type "Z"



Boring Bar Sleeves



Toolholder Bushing
Type "B"



Global CNC Industries, Ltd.

11865 Globe Street • Livonia, MI 48150
Toll Free: 800-992-1195 (734) 464-1929 Fax (734) 464-2225
Website: www.globalcnc.com E-mail: sales@globalcnc.com

Global CNC Product Index



BUSHINGS

Toolholder Bushing Type "Z"	Page A1
Toolholder Bushing Type "C"	Page A2
Toolholder Bushing Type "CS"	
Short Series	Page A3
Toolholder Bushing Type "J"	Page A4
Toolholder Bushing Type "B"	Page A5
Toolholder Bushing Type "DD"	Page A6
Toolholder Bushing Type "L"	Page A7
Toolholder Bushing Type "LB"	Page A8
Toolholder Bushing Type "LBF"	Page A9
Boring Bar Sleeves	Page A10
Taper Drill Sockets	Page A11
5C Collet Holder Bushing.....	Page A12
Mazak QTN Bushing	Page A13
Collet Chuck Straight Shank "ER" & TG ...	Page A14
Coolant Fed Bushing Type "XMZ"	Page A15
Small OD Boring Bar Sleeves.....	Page A15
Mazak Bushings Type "V" & "W"	Page A16
Mazak Bushings Type "P" & "Q"	Page A17
VDI Bushings Type "BV" & "CV"	Page A18
VDI Taper Drill Socket.....	Page A19

VDI: DIN 69880 Face Mounted

VDI Orientation Chart	Page B1-B2
Toolholder Blank.....	Page B3
Turning Toolholder	Page B4-B5
Turning Toolholder for Square Tool.....	Page B6
Turning Toolholder for	
Square Toolholder – Inverted	Page B7
Square Toolholder &	
Square Toolholder Inverted	Page B8-10
Axial & Radial Axial – Toolholder.....	Page B11
Boring Bar Holder –	
Internal Coolant Flow	Page B12
Boring Bar Holder –	
Dual External Coolant Flow	Page B13
Boring Bar Holder –	
External Single Coolant Flow.....	Page B14
Double Offset Boring Bar Holder.....	Page B15
Cut-Off Balde Holder	
Er Collet	Page B16
Collet Chuck – Form E3	
ER & RDO Style	Page B17
Collet Chuck – Form E3	
TG75 & TG100 Style.....	Page B18
Morse Taper VDI.....	Page B19
Interchangeable Head VDI Toolholders	Page B20
Bar Puller VDI	Page B21
Clamp Ring & Plug	Page B22

PERIPHERAL MOUNTED VDI

Facing Holder – Form C1 & C2	Page C1
Double Square – Form D1 OD Holder....	Page C2
Y-Axis Drill Holder	Page C2
ER Collet Chuck.....	Page C3
Double ID Boring Bar Holder	Page C4

Offset ID Boring Bar Holder.....	Page C5
Straight ID Boring Bar Holder	
Lathe Style OILY	Page C6

MAZAK Style VDI

Integrex & SQT Machines

Turning Toolholder MZK Left Hand.....	Page D1
Turning Toolholder MZK Left Hand	
Inverted	Page D1
Boring Bar Holder MZK	
Single External Coolant Flow	Page D2
Collet Chuck MZK ER32 or TG100	Page D2
SQT Forward Turning Toolholder.....	Page D3
SQT Reverse Turning Toolholder.....	Page D3
SQT Double Turning Toolholder	Page D4
SQT Cut-off Holder	Page D4
SQT Facing Holder	Page D5
SQT Single Boring Bar Holder	Page D5
SQT Double Boring Bar Holder	Page D6
SQT U-Drill Holder	Page D6

NAKAMURA Style VDI

Collet Chuck	Page E1
Morse Taper Adaptor	Page E1
Boring Bar Holder	Page E2

EMCO Style VDI

Single Square Toolholder	Page F1
Double Toolholder	Page F1
Radial Toolholder	Page F2
Boring Bar Holder	Page F2
Offset Boring Bar Holder	Page F3
Toolholder Bushing Type "F"	Page F3

DRIVEN VDI REPAIR

Guaranteed Driven VDI Repair	Page G1
Driven VDI Repair Form.....	Page G2
Driven VDI Toolholders	Page G3

TOOL BLOCKS

Okuma Style Tool Blocks.....	Page H1-H2
Mori Seiki Style Tool Blocks	Page H2-H3
Haas Style Tool Blocks	Page H3
Mazak Style Tool Blocks.....	Page H3-H4
Okuma-Howa Style Tool Blocks.....	Page H4
Romi Style Tool Blocks	Page H5
Nakamura Tome Style Tool Blocks	Page H5
Doosan Style Tool Blocks.....	Page H5
Daewoo Style Tool Blocks	Page H6
More Tool Blocks	Page H6-H7
*****Tool Blocks for All Machines Available*****	

NEW PRODUCTS

The "OILY"	Page I1
Bar Pullers.....	Page I1
Coolant Nozzles.....	Page I2

BUSHING

VDI: DIN 69880

PERIPHERAL VDI

MAZAK

NAKAMURA

EMCO VDI

DRIVEN VDI

TOOL BLOCKS

NEW PRODUCTS





POLICY AND PROCEDURES

BUSHING

1. **GUARANTEE / SERVICE:**

The products are guaranteed 100% to be free from defect in material and workmanship. Defective products will be replaced at no charge. We guarantee our Toolholders for two years from cracking or breaking. However, items that have been misused, abused, accidentally damaged or where alterations have been made will not be guaranteed.

2. **DELIVERY:**

All merchandise will be shipped FOB, Global CNC, Livonia, MI., 48150. We ship via UPS unless otherwise specified. All merchandise will be shipped same day as order placement for stock items. All orders will be shipped as complete as possible with non-stock items being backordered.

3. **MINIMUM ORDERS:**

Global CNC does not have a minimum order requirement.

4. **DROP SHIPMENTS:**

There will be no additional charge for any order requesting drop shipments.

5. **PRICES:**

Prices are guaranteed at time of order. Prices are subject to change without notice.

6. **SPECIALS:**

Specials are priced per quote. All special products are non-returnable and non-cancelable once the order is placed.

7. **TERMS:**

All first orders ship C.O.D. or Prepayment. Approved accounts are Net 30 days. Past due accounts, over 45 days, will be placed on Credit Hold and the order will not ship until the account is up to date. Delinquent accounts will be subject to C.O.D. terms.

8. **CLAIMS / SHORTAGES / SHORT SHIPMENTS:**

Claims, shortages or short shipments must be reported within 3 days after receipt of merchandise. Packaging must be retained for damaged goods inspection.

9. **RETURNS / RESTOCKING CHARGES:**

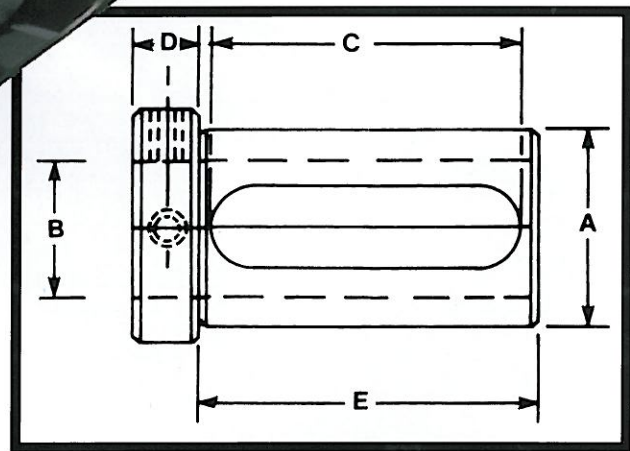
All returns must be authorized and accompanied by an RGA number issued by Global CNC and shipped prepaid. We will accept standard item returns within 30 days of order shipment as long as the items have not been used. If the error was our responsibility, there will be no restocking charge. All other returns will be subject to a restocking charge. All authorized returns must be packed properly in the original packing material. Any damages will be charged to the customer. Credit cannot be issued for returned material if it has been marked, altered or used.





Toolholder Bushing Type “Z”

The most flexible Toolholder Bushing for all types of CNC Turning Centers, Turret Lathes and Chuckers. The Elongated Slot gives the user a complete interchangeability with all brands of equipment. The added Set Screws in the Head allow for increased rigidity. The bushings are hardened and precision ground concentric. Can also be used for Preset Tooling. Select the O.D. size that fits your machine and order from the chart below.



CNC PART NUMBER	BUSH DIA.		STANDARD BORE SIZES STOCKED		LENGTH OF SLOT			HEAD THICKNESS	LENGTH UNDER HEAD		
	A		B		ZS	Z	ZL		ZS	Z	ZL
	INCH	MM	INCH	MM	C			D	E		
CNC 86-40Z	3/4	20	1/4, 5/16, 3/8, 1/2	6, 8, 10, 12		2 3/8		1/2		2 1/2	
CNC 86-41Z	1	25	1/4, 5/16, 3/8, 1/2, 5/8, 3/4	8, 10, 12, 16, 20		2 3/8		1/2		2 3/4	
CNC 86-42Z	1 1/4	32	3/8, 1/2, 5/8, 3/4, 7/8, 1	10, 12, 16, 20, 25	1 7/8	2 5/8	3 1/8	5/8	2 1/4	3	3 3/4
CNC 86-43Z	1 1/2	40	3/8, 1/2, 5/8, 3/4, 7/8, 1, 1 1/4	10, 12, 16, 20, 25, 32	2 1/8	2 7/8	3 5/8	3/4	2 1/2	3 1/4	4
CNC 86-44Z	1 3/4	45	1/2, 5/8, 3/4, 7/8, 1, 1 1/4, 1 1/2	12, 16, 20, 25, 32, 40	2 3/8	3 1/8	3 7/8	3/4	2 3/4	3 1/2	4 1/4
CNC 86-45Z	2	50	1/2, 5/8, 3/4, 7/8, 1, 1 1/4, 1 1/2, 1 3/4	12, 16, 20, 25, 32, 40, 45	2 5/8	3 1/2	4 1/8	3/4	3	3 3/4	4 1/2
CNC 86-46Z	2 1/2	65	5/8, 3/4, 7/8, 1, 1 1/4, 1 1/2, 1 3/4, 2, 2 1/4	16, 20, 25, 32, 40, 45, 50	3 1/8	3 7/8	4 5/8	3/4	3 1/2	4 1/4	5
CNC 86-47Z	3	80	1, 1 1/4, 1 1/2, 1 3/4, 2, 2 1/4, 2 1/2	25, 32, 40, 50, 60, 65	3 3/8	4 3/8	5 3/8	3/4	3 3/4	4 3/4	5 3/4
CNC 86-48Z	3 1/2	90	1 1/4, 1 1/2, 1 3/4, 2, 2 1/4, 2 1/2, 3	32, 40, 50, 60, 65	3 7/8	4 7/8	5 7/8	1	4 1/2	5 1/2	6 1/2
CNC 86-49Z	4	100	1 1/2, 1 3/4, 2, 2 1/4, 2 1/2, 3	40, 50, 60, 65, 80	4 3/8	5 3/8	7 1/8	1	5	6 1/4	7 1/2

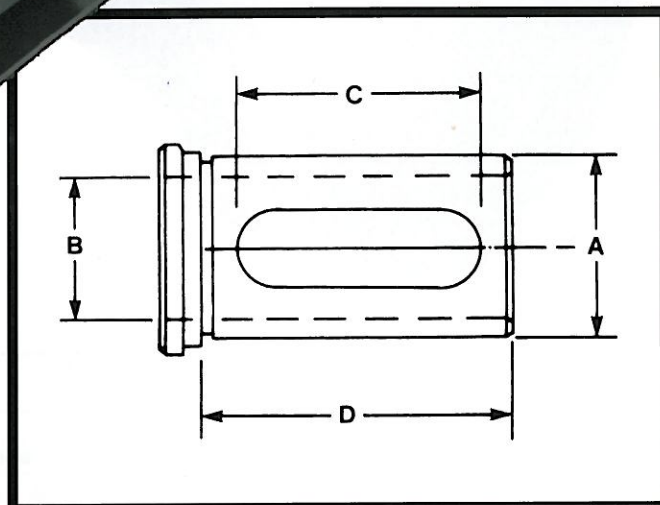
*Special sizes available to fit your machine specifications: inch-metric, metric-inch, or metric-metric.

*All Orders ship standard in inch sizes. If required; please specify metric O.D. or I.D., when ordering.



Toolholder Bushing Type "C"

This CNC Type C Bushing is designed for universal use on all C/N/C turning machines. To adapt a wide variety of Boring Bars, Drills, Reamers and Shank type tools. Precision machine hardened and ground concentric; made in the U.S.A. – BUILT TO LAST! Select the O.D. size that fits your machine and order from the chart below.



CNC PART NUMBER	BUSH DIA.		STANDARD BORE SIZES STOCKED		LENGTH OF SLOT C	LENGTH UNDER HEAD D	NUMBER OF SLOTS
	A		B				
	INCH	MM	INCH	MM			
CNC 86-10C	3/4	20	1/4, 5/16, 3/8, 1/2	6, 8, 10, 12	1 1/2	2	1
CNC 86-11C	1	25	1/4, 5/16, 3/8, 1/2, 5/8, 3/4	8, 10, 12, 16, 20	2 3/8	2 3/4	1
CNC 86-12C	1 1/4	32	3/8, 1/2, 5/8, 3/4, 7/8, 1	10, 12, 16, 20, 25	2 3/4	3 1/4	1
CNC 86-13C	1 1/2	40	3/8, 1/2, 5/8, 3/4, 7/8, 1, 1 1/4	10, 12, 16, 20, 25, 32	3	3 3/8	1
CNC 86-14C	1 3/4	45	1/2, 5/8, 3/4, 7/8, 1, 1 1/4, 1 1/2	12, 16, 20, 25, 32, 40	3 1/8	3 1/2	1
CNC 86-15C	2	50	1/2, 5/8, 3/4, 1, 1 1/4, 1 1/2, 1 3/4	12, 16, 20, 25, 32, 40, 45	3 3/8	4	1
CNC 86-16C	2 1/2	65	3/4, 1, 1 1/4, 1 1/2, 1 3/4, 2, 2 1/4	20, 25, 32, 40, 45, 50	4 1/8	4 1/2	1 or 2*
CNC 86-17C	3	80	1, 1 1/4, 1 1/2, 1 3/4, 2, 2 1/4, 2 1/2	25, 32, 40, 45, 50, 60, 65	4 5/8	5	1 or 2*
CNC 86-18C	3 1/2	90	1, 1 1/4, 1 1/2, 1 3/4, 2, 2 1/4, 2 1/2, 3	25, 32, 40, 45, 50, 60, 65	5	5 3/4	1 or 2*

*Special sizes available to fit your machine specifications: inch-metric, metric-inch, or metric-metric.

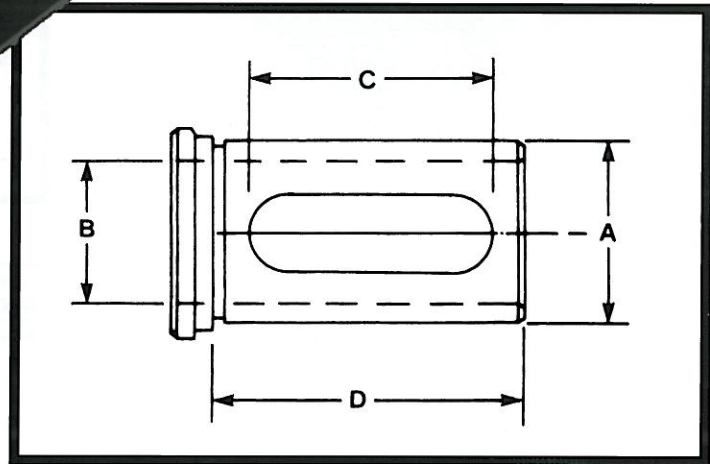
*Bushings 2 1/2 OD and larger: ID's larger than 1 1/2" have 2 slots.

*All Orders ship standard in inch sizes. If required; please specify metric O.D. or I.D. when ordering.



Toolholder Bushing Type "CS" Short Series

Introducing the "all new" CNC Type CS Bushing designed for universal use on all CNC Turning machines. The Bushings are hardened & precision ground concentric. Select the O.D. size that fits your machine and order from the chart below.



CNC PART NUMBER	BUSH DIA.		STANDARD BORE SIZES STOCKED		LENGTH OF SLOT C	LENGTH UNDER HEAD D
	A		B			
	INCH	MM	INCH	MM		
CNC 86-10CS	3/4	20	1/4, 5/16, 3/8, 1/2	6, 8, 10, 12	1 1/8	1 1/2
CNC 86-11CS	1	25	1/4, 5/16, 3/8, 1/2, 5/8, 3/4	8, 10, 12, 16, 20	1 3/8	1 3/4
CNC 86-12CS	1 1/4	32	3/8, 1/2, 5/8, 3/4, 7/8, 1	10, 12, 16, 20, 25	1 3/4	2 1/8
CNC 86-13CS	1 1/2	40	3/8, 1/2, 5/8, 3/4, 7/8, 1, 1 1/4	10, 12, 16, 20, 25, 32	2 1/8	2 1/2
CNC 86-14CS	1 3/4	45	1/2, 5/8, 3/4, 7/8, 1, 1 1/4, 1 1/2	12, 16, 20, 25, 32, 40	2 5/8	3
CNC 86-15CS	2	50	1/2, 5/8, 3/4, 1, 1 1/4, 1 1/2, 1 3/4	12, 16, 20, 25, 32, 40, 45	3	3 1/2
CNC 86-16CS	2 1/2	65	3/4, 1, 1 1/4, 1 1/2, 1 3/4, 2, 2 1/4	20, 25, 32, 40, 45, 50	3 1/2	4
CNC 86-17CS	3	80	1, 1 1/4, 1 1/2, 1 3/4, 2, 2 1/4, 2 1/2	25, 32, 40, 45, 50, 60, 65	4 1/8	4 1/2
CNC 86-18CS	3 1/2	90	1, 1 1/4, 1 1/2, 1 3/4, 2, 2 1/4, 2 1/2, 3	25, 32, 40, 45, 50, 60, 65	4 3/4	5 1/4

*Special sizes available to fit your machine specifications: inch-metric, metric-inch, or metric-metric.

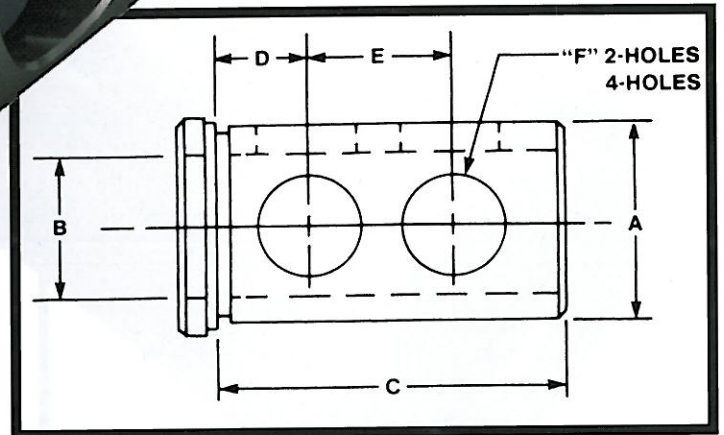
*All Orders ship standard in inch sizes. If required; please specify metric O.D. or I.D., when ordering.





Toolholder Bushing Type "J"

This Type J Toolholder Bushing, with long solid body, has clearance holes so that you can clamp directly on the tool with set screws for positive alignment of the cutting edge of the tool. They are hardened and precision ground concentric. Select the O.D. size that fits your machine and order from the chart below.



CNC PART NUMBER	BUSH DIA.		STANDARD BORE SIZES STOCKED		SPECIAL BORE SIZES AVAILABLE		LENGTH UNDER HEAD	LENGTH DIMENSIONS		HOLE SIZE	NO. HOLES
	A		B		MIN.	MAX.	C	D	E	F	
	IN.	MM	IN.	MM							
CNC 86-01J	3/4	20	1/4, 5/16, 3/8, 1/2	6, 8, 10, 12	3/16	5/8	1 1/2	3/8	13/16	3/8	2
CNC 86-02J	1	25	3/8, 1/2, 5/8, 3/4	10, 12, 16, 20	1/4	7/8	1 3/4	7/16	7/8	5/8	2
CNC 86-12J	1 1/4	32	3/8, 1/2, 5/8, 3/4, 7/8, 1	10, 12, 16, 20, 25	1/4	1 1/8	2 1/8	5/8	1	3/4	2
CNC 86-03J	1 1/2	40	3/8, 1/2, 5/8, 3/4, 7/8, 1, 1 1/4	10, 12, 16, 20, 25, 32	1/4	1 1/4	2 1/2	11/16	1 1/8	7/8	2
CNC 86-04J	1 3/4	45	1/2, 5/8, 3/4, 7/8, 1, 1 1/4, 1 1/2	12, 16, 20, 25, 32, 40	1/4	1 1/2	3	3/4	1 1/4	7/8	2
CNC 86-05J	2	50	1/2, 5/8, 3/4, 7/8, 1, 1 1/4, 1 1/2, 1 3/4	12, 16, 20, 25, 32, 40, 45	3/8	1 3/4	3 1/2	3/4	1 1/2	1	2
CNC 86-06J	2 1/2	65	3/4, 7/8, 1, 1 1/4, 1 1/2, 1 3/4, 2, 2 1/4	20, 25, 32, 40, 45, 50	1/2	2 1/4	4	7/8	1 3/4	1 1/4	2
CNC 86-07J	3	80	1, 1 1/4, 1 1/2, 1 3/4, 2, 2 1/4, 2 1/2	25, 32, 40, 45, 50, 60, 65	1/2	2 1/2	4 1/2	1	2	1 1/4	4
CNC 86-08J	3 1/2	90	1, 1 1/4, 1 1/2, 1 3/4, 2, 2 1/4, 2 1/2, 3	25, 32, 40, 45, 50, 60, 65	3/4	3	5 1/4	1 1/4	2 1/2	1 1/4	4

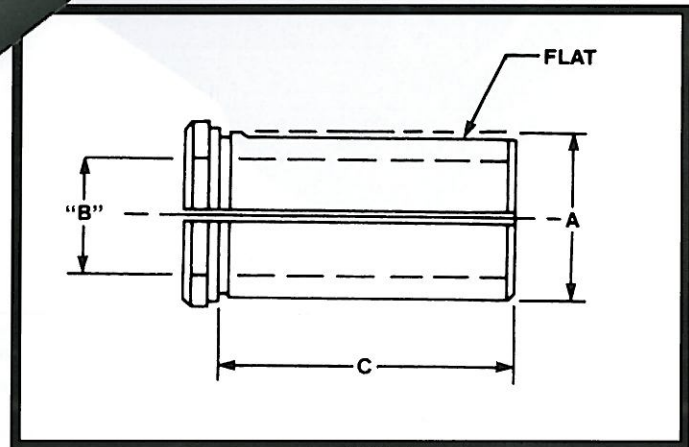
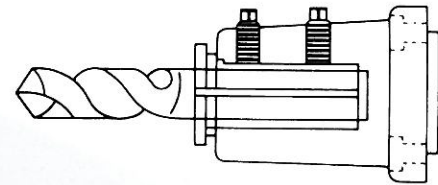
*Special sizes available to fit your machine specifications: inch-metric, metric-inch, or metric-metric.

*All Orders ship standard in inch sizes. If required; please specify metric O.D. or I.D., when ordering.



Toolholder Bushing Type "B"

These split Type B Bushings are manufactured with flexible manufacturing systems, for all Types and sizes of CNC Lathes and Chucks; are Heat Treated and precision ground concentric. It is used to adapt Drills, Boring Bars, and other Shank Tools. Select the O.D. size that fits your machine and order from the chart below.



CNC PART NUMBER	BUSH DIA.		STANDARD BORE SIZES STOCKED		SPECIAL BORE SIZES AVAILABLE		LENGTH UNDER HEAD
	A		B		MIN.	MAX.	
	IN.	MM	IN.	MM			
CNC 86-01B	3/4	20	1/4, 5/16, 3/8, 1/2	6, 8, 10, 12	3/16	5/8	1 1/2
CNC 86-02B	1	25	3/8, 1/2, 5/8, 3/4	10, 12, 16, 20	3/16	7/8	1 3/4
CNC 86-12B	1 1/4	32	3/8, 1/2, 5/8, 3/4, 7/8, 1	10, 12, 16, 20, 25	3/16	1	2 1/8
CNC 86-03B	1 1/2	40	3/8, 1/2, 5/8, 3/4, 7/8, 1, 1 1/4	10, 12, 16, 20, 25, 32	3/16	1 1/4	2 1/2
CNC 86-04B	1 3/4	45	1/2, 5/8, 3/4, 7/8, 1, 1 1/4, 1 1/2	10, 12, 16, 20, 25, 32, 40	1/4	1 1/2	3
CNC 86-05B	2	50	1/2, 5/8, 3/4, 7/8, 1, 1 1/4, 1 1/2, 1 3/4	12, 16, 20, 25, 32, 40	1/2	1 3/4	3 1/2
CNC 86-06B	2 1/2	65	1/2, 5/8, 3/4, 7/8, 1, 1 1/4, 1 1/2, 1 3/4, 2, 2 1/4	20, 25, 32, 40, 45, 50	1/2	2 1/4	4
CNC 86-07B	3	80	1, 1 1/4, 1 1/2, 1 3/4, 2, 2 1/4, 2 1/2	25, 32, 40, 45, 50, 60, 65	5/8	2 1/2	4 1/2
CNC 86-08B	3 1/2	90	1, 1 1/4, 1 1/2, 1 3/4, 2, 2 1/4, 2 1/2, 3	25, 32, 40, 45, 50, 60, 65	5/8	3	5 1/4

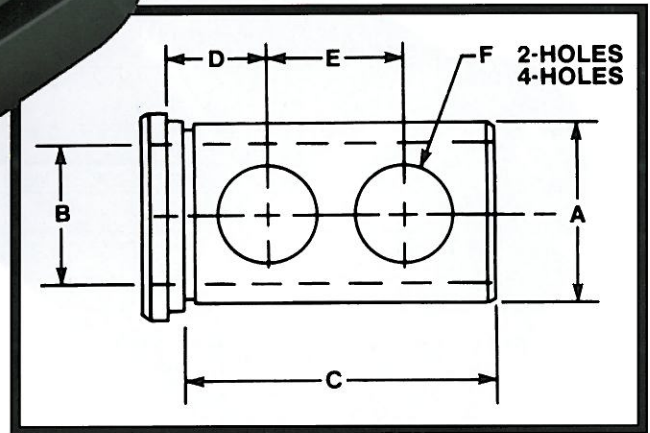
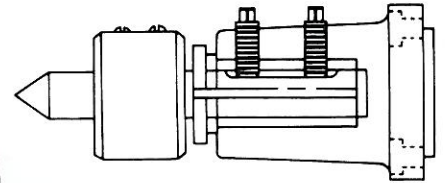

*Special sizes available to fit your machine specifications: inch-metric, metric-inch, or metric-metric.

*All Orders ship standard in inch sizes. If required; please specify metric O.D. or I.D., when ordering.



Toolholder Bushing Type “DD”

With the combination of the industry standard “B” style split bushing and “J” set screw clearance bushing design, CNC has a set a precedent with its new innovative “DD” Double Duty bushing. This new improved “DD” bushing with clearance holes and split milled flat can be used as a conventional “B” style or “J” style bushing. “Double Duty” one of CNC’s latest innovations. Select the O.D. size that fits your machine and order from the chart below.



CNC PART NUMBER	BUSH DIA.		STANDARD BORE SIZES STOCKED		SPECIAL BORE SIZES AVAILABLE		LENGTH UNDER HEAD	LENGTH DIMENSIONS		HOLE SIZE	NO. HOLES
	A		B		MIN.	MAX.	C	D	E		
	IN.	MM	IN.	MM							
CNC 86-23DD	1½	40	⅜, ½, ⅝, ¾, ⅞, 1, 1¼	10, 12, 16, 20, 25, 32	¼	1¼	2½	1⅛	1⅝	⅞	2
CNC 86-24DD	1¾	45	½, ⅝, ¾, ⅞, 1, 1¼, 1½	12, 16, 20, 25, 32, 40	⅜	1½	3	¾	1¼	⅞	2
CNC 86-25DD	2	50	½, ⅝, ¾, ⅞, 1, 1¼, 1½, 1¾	12, 16, 20, 25, 32, 45, 50	⅜	1¾	3½	¾	1½	1	2
CNC 86-26DD	2½	65	½, ⅝, ¾, ⅞, 1, 1¼, 1½, 1¾, 2, 2¼	20, 25, 32, 40, 45, 50	½	2¼	4	⅞	1¾	1¼	2
CNC 86-27DD	3	80	1, 1¼, 1½, 1¾, 2, 2¼, 2½	25, 32, 40, 45, 50, 60, 65	¾	2½	4½	1	2	1¼	4
CNC 86-28DD	3½	90	1½, 1¾, 2, 2¼, 2½, 3	25, 32, 40, 45, 50, 60, 65	¾	3	5¼	1¼	2½	1¼	4

*Special sizes available to fit your machine specifications: inch-metric, metric-inch, or metric-metric.

*All Orders ship standard in inch sizes. If required; please specify metric O.D. or I.D., when ordering.

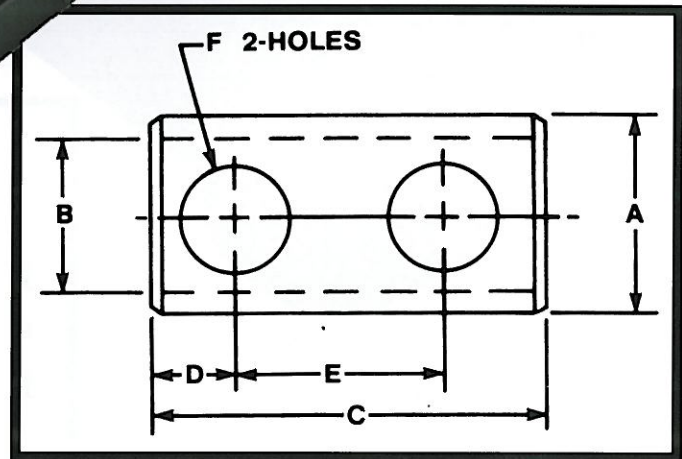




Toolholder Bushing Type “L”

All “L” style bushings are shoulder-less, have set screw clearance holes opposite the slot and have a split with a flat on the O.D.

“L” Style Bushings are used to adapt drills, boring bars and shank tools to any size in a standard turret or toolholder. CNC has full selection and assortment of these bushings. We can supply these to you, minimizing production downtime – allowing you to increase production. Select the O.D. size that fits your machine and order from the chart below.



CNC PART NUMBER	BUSH DIA.		STANDARD BORE SIZES STOCKED		SPECIAL BORE SIZES AVAILABLE		OVERALL LENGTH C	LENGTH DIMENSIONS		HOLE SIZE	NO. HOLES
	A		B		MIN.	MAX.		D	E		
	IN.	MM	IN.	MM							
CNC 86-53L	1½	40	⅜, ½, ⅝, ¾, 1, 1¼	10, 12, 16, 20, 25, 32	¼	1¼	3	¾	1⅝	⅞	2
CNC 86-54L	1¾	45	½, ⅝, ¾, 1, 1¼, 1½	12, 16, 20, 25, 32, 40	⅜	1½	3	¾	1⅝	⅞	2
CNC 86-56L	2¼	60	⅝, ¾, 1, 1¼, 1½, 1¾, 2	16, 20, 25, 32, 40, 50	½	2	4½	⅞	2	1	2
CNC 86-57L	2¾	70	¾, 1, 1¼, 1½, 1¾, 2, 2¼	20, 25, 32, 40, 50	½	2¼	4½	⅞	2	1	2

*Special sizes available to fit your machine specifications: inch-metric, metric-inch, or metric-metric.

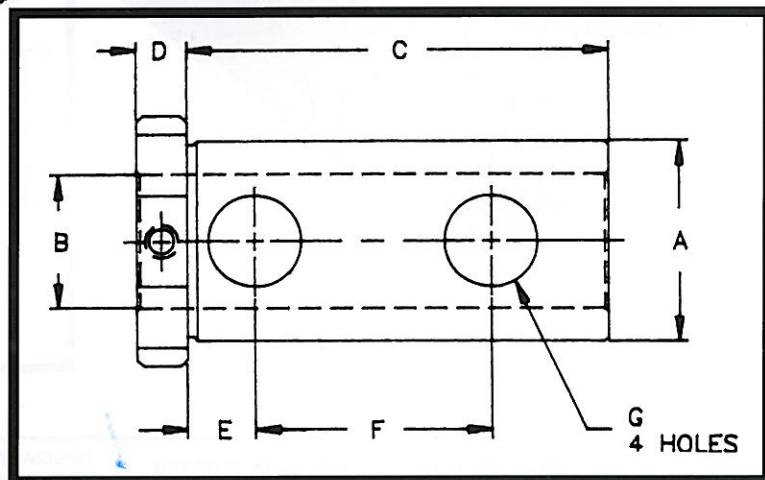
*All Orders ship standard in inch sizes. If required; please specify metric O.D. or I.D., when ordering.





Toolholder Bushing Type "LB"

This Type LB Toolholder Bushing with long solid body, has four clearance holes so that you can clamp directly on the tool with Set Screws for positive alignment of the cutting edge of the tool. Manufactured to include clearance notches for coolant. They are hardened and precision ground concentric. For use on all Okuma CNC Machines.



CNC PART NUMBER	BUSHING DIA.		STANDARD BORE SIZES STOCKED		LENGTH UNDER HEAD C	HEAD THICKNESS D	LENGTH DIM.		HOLE SIZE G
	A		B				E	F	
	INCH	M M	INCH	M M					
CNC 86-12LB	1 1/4	32	3/8, 1/2, 5/8, 3/4, 7/8, 1	10, 12, 16, 20, 25	3 1/8	3/8	1/2	1 3/4	5/8
CNC 86-13LB	1 1/2	40	3/8, 1/2, 5/8, 3/4, 7/8, 1, 1 1/4	10, 12, 16, 20, 25, 32	3 1/8	3/8	1/2	1 3/4	5/8
CNC 86-15LB	2	50	1/2, 5/8, 3/4, 7/8, 1, 1 1/4, 1 1/2, 1 3/4	12, 16, 20, 25, 32, 40, 45	4 1/2	1/2	1/2	2 3/4	1 1/16

*Special sizes available to fit your machine specifications: inch-metric, metric-inch, or metric-metric.

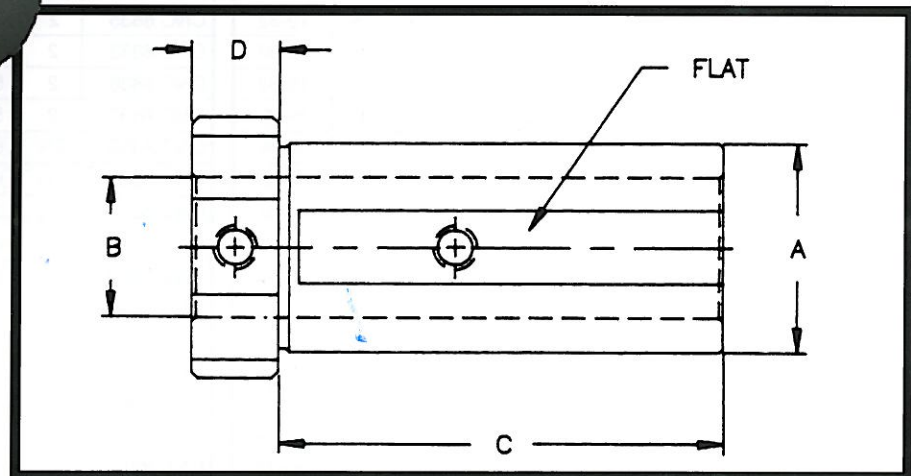
*All Orders ship standard in inch sizes. If required; please specify metric O.D. or I.D., when ordering.





Toolholder Bushing Type "LBF"

These LBF Type Bushings are manufactured with a flat for clamping the Toolholder and two set screws for clamping a variety of Drills, Boring Bars and other Shank Tools. Equipped with two clearance notches for coolant. Are Heat Treated and precision ground concentric. This Universal Style is good for Coolant Through the Tool applications due to its solid configuration. For use on all Okuma CNC Machines.



CNC PART NUMBER	BUSHING DIA.		STANDARD BORE SIZES STOCKED		LENGTH UNDER HEAD	HEAD THICKNESS
	A	32	B		C	D
			INCH	MM		
CNC 86-12LBF	1 1/4	32	3/8, 1/2, 5/8, 3/4, 7/8, 1	10, 12, 16, 20, 25	2 19/16	5/8
CNC 86-03LBF	1 1/2	40	3/8, 1/2, 5/8, 3/4, 7/8, 1, 1 1/4	10, 12, 16, 20, 25, 32	3 5/32	5/8
CNC 86-05LBF	2	50	1/2, 5/8, 3/4, 7/8, 1, 1 1/4, 1 1/2, 1 3/4	12, 16, 20, 25, 32, 40, 45	3 3/4	3/4

*Special sizes available to fit your machine specifications: inch-metric, metric-inch, or metric-metric.

*All Orders ship standard in inch sizes. If required; please specify metric O.D. or I.D., when ordering.

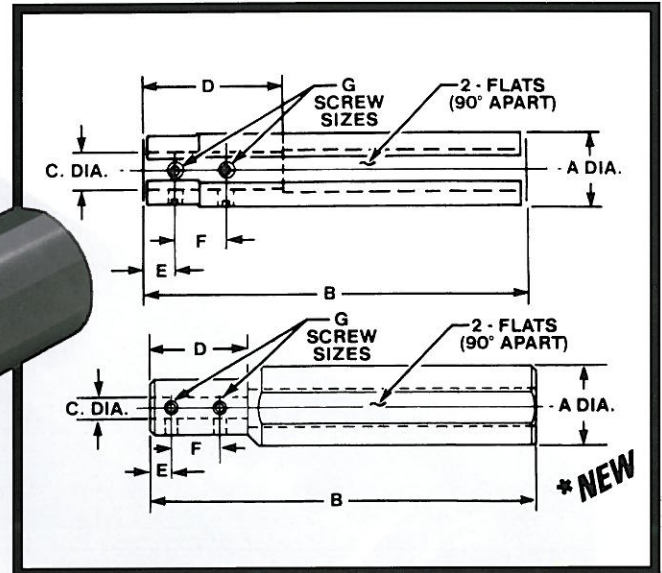




Boring Bar Sleeves

CNC Boring Bar Sleeves are universally used to adapt all Boring Bar or shank type tools to any CNC Turning Machines and Machining Centers for extensions or hard to reach areas. They are hardened, precision ground, concentric, and black oxidized for long lasting protection. Select the O.D. size, length, and ID size from the chart below.

*This NEW innovative design on the 1½ O.D. boring bar sleeves helps the tools stay cool longer by projecting the coolant directly on the cutting edge.



CNC PART NUMBER	DIMENSIONS							SCREW SIZE	
	A		B	C		D	E		F
	IN.	MM		IN.	MM				
CNC 8815	¾	20	5	¼	6	1½	⅝	⅝	10-32
CNC 8816	¾	20	5	⅝	8	1½	⅝	⅝	10-32
CNC 8817	¾	20	5	¾	10	1½	⅝	⅝	10-32
CNC 8818	¾	20	5	½	12	3	⅝	⅝	10-32
CNC 8819	1	25	6	⅝	8	1¾	⅞	⅝	¼-28
CNC 8820	1	25	6	¾	10	1¾	⅞	⅝	¼-28
CNC 8821	1	25	6	½	12	2	⅞	⅝	¼-28
CNC 88125	1¼	32	6½	¾	10	1½	⅝	⅝	¼-28
CNC 88126	1¼	32	6½	½	12	2¼	⅞	⅝	¼-28
CNC 88127	1¼	32	6½	¾	16	2½	⅞	¾	¼-28
CNC 88128	1¼	32	6½	¾	20	3	⅞	¾	¼-28
CNC 88129	1¼	32	6½	⅞	22	4	⅞	¾	10-32
CNC 88130	1¼	32	6½	1	25	4	⅞	¾	10-32
CNC 8822	1½	40	7	¾	10	2	⅝	⅝	¼-28
CNC 8823	1½	40	7	½	12	2¼	⅞	1¼	⅝-24
CNC 8824	1½	40	7	¾	16	2¼	⅞	¾	⅝-24
CNC 8825	1½	40	7	¾	20	2½	⅞	¾	⅝-24
CNC 8826	1½	40	8	⅞	22	3	⅞	¾	¼-28
CNC 8827	1½	40	8	1	25	4	⅞	⅞	¼-28
CNC 8828	1¾	45	8	½	12	2½	⅝	⅝	⅝-24
CNC 8829	1¾	45	8	¾	16	2½	⅞	1	⅝-24
CNC 8830	1¾	45	8	¾	20	2½	⅞	1	¾-24
CNC 8831	1¾	45	8	⅞	22	2½	⅞	1	¾-24
CNC 8832	1¾	45	8	1	25	2½	⅞	1	¾-24

CNC PART NUMBER	DIMENSIONS							SCREW SIZE	
	A		B	C		D	E		F
	IN.	MM		IN.	MM				
CNC 8834	2	50	9	⅝	16	2	⅞	1	⅞-20
CNC 8835	2	50	9	¾	20	2¾	⅞	1	⅞-20
CNC 8833	2	50	9	⅞	22	2	⅞	1	⅞-20
CNC 8836	2	50	9	1	25	3½	⅞	1	½-20
CNC 8837	2	50	9	1¼	32	3	⅝	1	½-20
CNC 8838	2½	65	10	⅝	16	3½	⅞	1	½-20
CNC 8839	2½	65	10	¾	20	3½	⅞	1	½-20
CNC 8840	2½	65	10	1	25	4	⅞	1	½-20
CNC 8841	2½	65	10	1¼	32	4	⅝	1	½-20
CNC 8842	2½	65	10	1½	40	3½	½	1	½-20
CNC 8845	3	80	11½	1	25	4	½	1	½-20
CNC 8843	3	80	11½	1¼	32	3½	½	1	½-20
CNC 8844	3	80	11½	1½	40	4½	½	1	½-20
CNC 8847	3	80	11½	1¾	45	3¾	⅝	1¼	½-20
CNC 8846	3	80	11½	2	50	4½	½	1	½-20
CNC 8850	4	100	14	1½	40	3¾	1⅞	1⅞	⅝-18
CNC 8851	4	100	14	1¾	45	3¾	⅝	1⅞	⅝-18
CNC 8852	4	100	14	2	50	3¾	1⅞	1¾	⅝-18
CNC 8853	4	100	14	2½	65	4	⅝	2	⅝-18
CNC 8854	4	100	14	3	80	4	¾	1¼	⅝-18

*Special sizes available to fit your machine specifications: inch-metric, metric-inch, or metric-metric.

*All Orders ship standard in inch sizes. If required; please specify metric O.D. or I.D., when ordering.





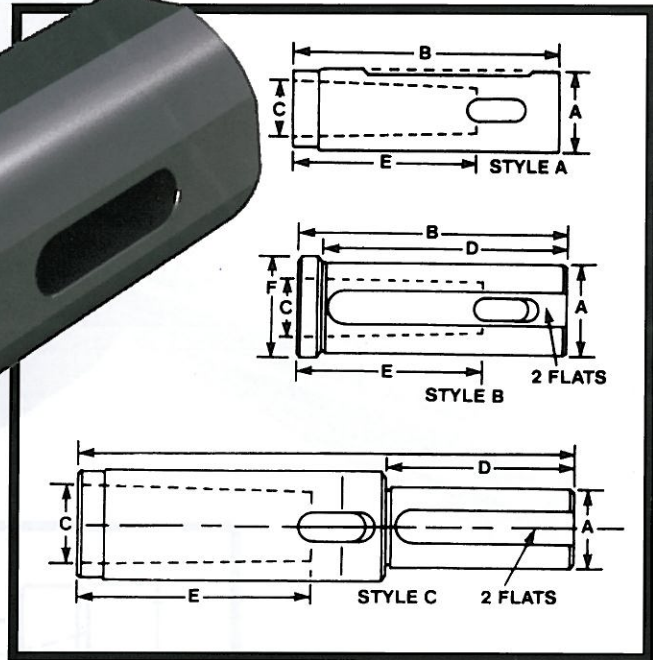
Taper Drill Sockets: Morse Taper

The New Headed Series:

All of our Taper Drill Sockets have been redesigned with a shoulder, as a “B” style, to further insure correct depth of the drilling operation. This new style also provides safety for secondary operations such as boring and reaming. It is held with set screws on two flats so that it will never push back or turn.

Our taper drill sockets are hardened, precision ground, and concentric within .0002 of an inch. They fit directly into tool holders and turrets to positively drive all morse taper shank tools, drills, reamers and counterbores.

The Headless Style “A” Series: straight shank style “A” taper drill sockets are manufactured in limited quantities and sizes. Please contact our courteous sales staff for availability and pricing information. Select the O.D. size that fits your machine and order from the chart below.



CNC PART NUMBER	STYLE	SHANK DIA.		B	MORSE TAPER			
		A			C	D	E	F
		INCH	MM					
CNC 86-01#1	A	3/4	20	3/4	#1	25/16	23/16	1
CNC 86-02#1	B	1	25	3/4	#1	3/8	23/16	1 1/4
CNC 86-02#2	B	1	25	3/4	#2	3/8	25/8	1 1/4
CNC 86-03#1	B	1 1/4	32	4	#1	3/8	23/16	1 1/2
CNC 86-03#2	B	1 1/4	32	4	#2	3/8	25/8	1 1/2
CNC 86-03#3	B	1 1/4	32	4	#3	4	3 1/4	1 1/2
CNC 86-04#1	B	1 1/2	40	5	#1	4 3/8	23/16	1 3/4
CNC 86-04#2	B	1 1/2	40	5	#2	4 3/8	25/8	1 3/4
CNC 86-04#3	B	1 1/2	40	5	#3	4 3/8	3 1/4	1 3/4
CNC 86-04#4	B	1 1/2	40	5 3/4	#4	4 3/8	4 1/8	1 3/4
CNC 86-05#1	B	1 3/4	45	5 3/4	#1	5 1/8	23/16	2
CNC 86-05#2	B	1 3/4	45	5 3/4	#2	5 1/8	25/8	2
CNC 86-05#3	B	1 3/4	45	5 3/4	#3	5 1/8	3 1/4	2
CNC 86-05#4	B	1 3/4	45	5 3/4	#4	4 3/8	4 1/8	2
CNC 86-06#5	C	1 3/4	45	11 1/8	#5	4 1/4	5 1/4	1 3/8

CNC PART NUMBER	STYLE	SHANK DIA.		B	MORSE TAPER			
		A			C	D	E	F
		INCH	MM					
CNC 86-07#2	B	2	50	6 1/8	#2	5 1/2	25/8	2 1/4
CNC 86-07#3	B	2	50	6 1/8	#3	5 1/2	3 1/4	2 1/4
CNC 86-07#4	B	2	50	6 1/8	#4	5 1/2	4 1/8	2 1/4
CNC 86-08#5	C	2	50	11 1/8	#5	4 1/4	5 1/4	2 3/8
CNC 86-09#2	B	2 1/2	65	5 3/4	#2	5 1/8	25/8	2 3/4
CNC 86-09#3	B	2 1/2	65	6 5/8	#3	6	3 1/4	2 3/4
CNC 86-09#4	B	2 1/2	65	6 5/8	#4	6	4 1/8	2 3/4
CNC 86-09#5	B	2 1/2	65	7 5/8	#5	7	5 1/4	2 3/4
CNC 86-11#4	B	3	80	6 5/8	#4	6	4 1/8	3 3/8
CNC 86-12#5	B	3	80	7 5/8	#5	7	5 1/4	3 3/8
CNC 86-13#4	B	2 1/4	60	6 5/8	#4	6	4 1/8	2 1/2
CNC 86-14#5	B	2 1/4	60	7 5/8	#5	7	5 1/4	2 1/2
CNC 86-15#4	B	2 3/4	70	6 5/8	#4	6	4 1/8	3
CNC 86-16#5	B	2 3/4	70	7 5/8	#5	7	5 1/4	3

*Special sizes available to fit your machine specifications: inch-metric, metric-inch, or metric-metric.

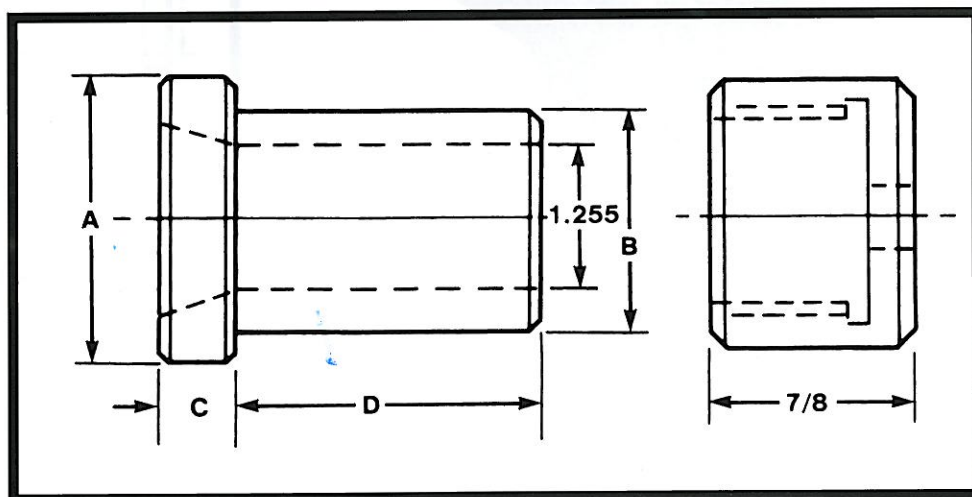
*All Orders ship standard in inch sizes. If required; please specify metric O.D. or I.D., when ordering.





“5C” Collet Holder Bushing

This brand new 5C Collet Holder Bushing is used to adapt all kinds of Drills, Reamers, Counter Bores and End Mills to your CNC machines. Adds flexibility, versatility and reduces set-up time. Includes back locking nut and screw to hold your 5C Collet in place.



CNC PART NUMBER	A	B		C	D	OD NUT SIZE
		INCH	MM			
CNC 885C 1½	2	1½	40	½	2¼	1 31/64
CNC 885C 1¾	2¼	1¾	45	½	2¼	1 11/16
CNC 885C 2	2½	2	50	½	2¼	1 15/16
CNC 885C 2½	3	2½	65	½	2¼	2 7/16

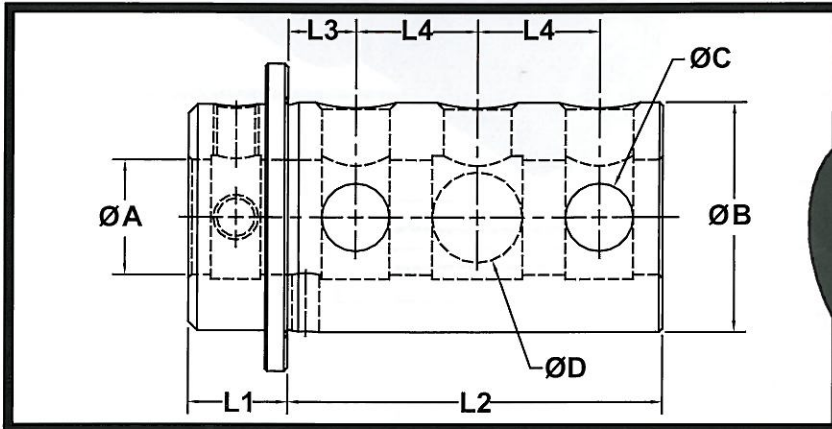
Special sizes available to fit your machine specifications: inch-metric, metric-inch, or metric-metric.
All Orders ship standard in inch sizes. If required; please specify metric O.D. or I.D., when ordering.





Mazak QTN Bushing

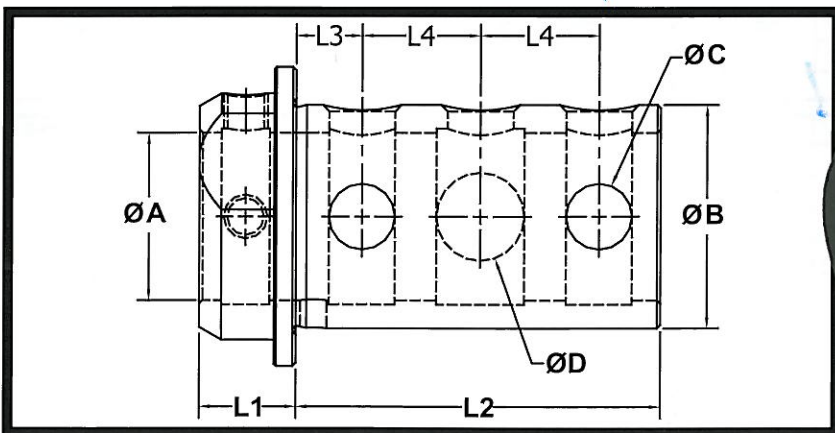
This 8 Hole Style Toolholder Bushing is designed to fit your Mazak QTN Machines. Allows for precise alignment of the Holes with the Set Screws from the Tool Block. Set Screw in Head allows for added rigidity. They are Hardened, Precision Ground concentric and Black Oxidized for long lasting protection.



PART NUMBER	$\frac{1}{2}$	$\frac{5}{8}$	$\frac{3}{4}$	$\frac{7}{8}$	1	1 1/4	\varnothing_A	\varnothing_B	L_1	L_2	L_3	L_4	\varnothing_C	\varnothing_D
86-15MZ8H	1/2	.500	2.000	22	83	15	27	15	20					
86-15MZ8H	5/8	.625	2.000	22	83	15	27	15	20					
86-15MZ8H	3/4	.750	2.000	22	83	15	27	15	20					
86-15MZ8H	7/8	.875	2.000	22	83	15	27	15	20					
86-15MZ8H	1	1.000	2.000	22	83	15	27	15	20					
86-15MZ8H	1 1/4	1.250	2.000	22	83	15	27	15	20					

Mazak QTN Bushing

This 8 Hole Style Toolholder Bushing is designed to fit your Mazak QTN Machines. Allows for precise alignment of the Holes with the Set Screws from the Tool Block. Set Screw in Head allows for added rigidity. They are Hardened, Precision Ground concentric and Black Oxidized for long lasting protection.



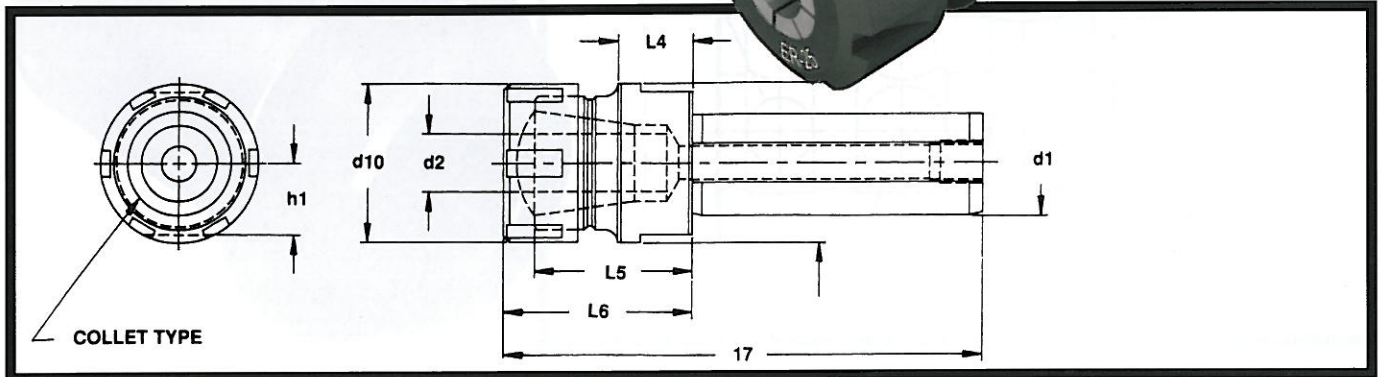
PART NUMBER	$1 \frac{1}{2}$	$1 \frac{3}{4}$	\varnothing_A	\varnothing_B	L_1	L_2	L_3	L_4	\varnothing_C	\varnothing_D
86-15MZ8H	1 1/2	1.500	2.000	22	83	15	27	15	20	
86-15MZ8H	1 3/4	1.750	2.000	22	83	15	27	15	20	





Collet Chuck; Straight Shank ER & TG Style

Extremely versatile Universal Toolholder
Designed to hold your ER Collets. One
Toolholder can hold a variety of sized
tools!



CNC PART	d ₁	d ₂ inch	d ₂ metric	d ₆	d ₁₀	L ₄	L ₅	L ₆	L ₇	h ₁	COLLET TYPE
CNC 56.2025	3/4	1/16-5/8	1-16	40	42	18	38	50	108	17	ER25
CNC 56.2032	3/4	3/32-3/4	2-20	50	50	18	48	60	118	23.4	ER32
CNC 56.2040	3/4	1/8-1	3-25	50	63	34	52	66	121.5	23.4	ER40
CNC 56.2525	1	1/16-5/8	1-16	40	42	18	38	50	108	17	ER25
CNC 56.2532	1	3/32-3/4	2-20	50	50	18	48	60	118	23.4	ER32
CNC 56.2540	1	1/8-1	3-25	50	63	34	52	66	121.5	23.4	ER40
CNC 56.3225	1 1/4	1/16-5/8	1-16	40	42	18	38	50	120.5	17	ER25
CNC 56.3232	1 1/4	3/32-3/4	2-20	50	50	18	48	60	131	23.4	ER32
CNC 56.3240	1 1/4	1/8-1	3-25	50	63	34	52	66	134	23.4	ER40
CNC 56.4025	1 1/2	1/16-5/8	1-16	50	42	22	63	75	149	22.2	ER25
CNC 56.4032	1 1/2	3/32-3/4	2-20	50	50	18	48	60	134	23.4	ER32
CNC 56.4040	1 1/2	1/8-1	3-25	50	63	34	52	66	137.5	23.4	ER40
CNC 56.4525	1 3/4	1/16-5/8	1-16	60	42	22	63	75	152	25.4	ER25
CNC 56.4532	1 3/4	3/32-3/4	2-20	60	50	18	48	60	137	25.4	ER32
CNC 56.4540	1 3/4	1/8-1	3-25	60	63	34	52	66	140.5	25.4	ER40
CNC 56.5025	2	1/16-5/8	1-16	65	42	22	52	75	164.5	28.6	ER25
CNC 56.5032	2	3/32-3/4	2-20	65	50	22	52	66	153.5	28.6	ER32
CNC 56.5040	2	1/8-1	3-25	65	63	22	52	62	151	28.6	ER40

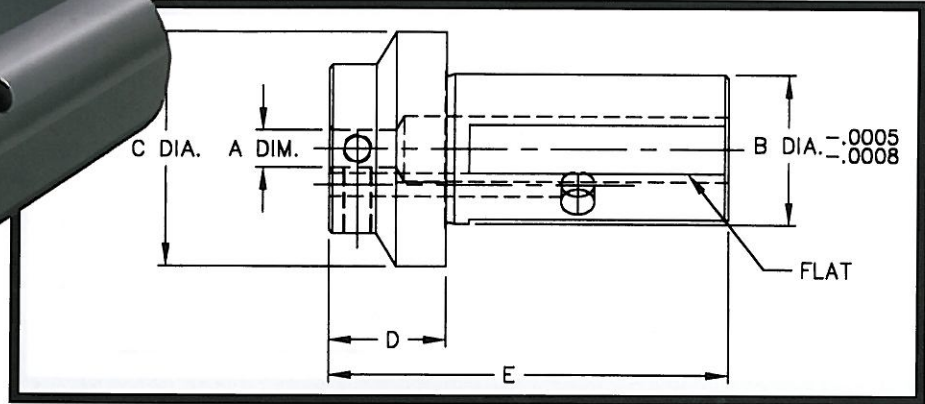
CNC PART	d ₁	d ₂ inch	d ₆	d ₁₀	L ₄	L ₅	L ₆	L ₇	h ₁	COLLET TYPE
CNC 56.2075TG	3/4	3/64-3/4	40	50	40.7	63	77.4	147	17	75TG
CNC 56.20100TG	3/4	3/32-1	50	60	40	64.2	82.1	152	23.4	100TG
CNC 56.2575TG	1	3/64-3/4	40	50	40.7	63	77.4	147	17	75TG
CNC 56.25100TG	1	3/32-1	50	60	40	64.2	82.1	152	23.4	100TG
CNC 56.3275TG	1 1/4	3/64-3/4	40	50	40.7	63	77.4	160	17	75TG
CNC 56.32100TG	1 1/4	3/32-1	50	60	40	64.2	82.1	165	23.4	100TG
CNC 56.4075TG	1 1/2	3/64-3/4	50	50	40.7	63	77.4	163	23.4	75TG
CNC 56.40100TG	1 1/2	3/32-1	50	60	40	64.2	82.1	168	23.4	100TG
CNC 56.4575TG	1 3/4	3/64-3/4	60	50	42	63	77.4	166	25.4	75TG
CNC 56.45100TG	1 3/4	3/32-1	60	60	40	64.2	82.1	171	25.4	100TG
CNC 56.5075TG	2	3/64-3/4	65	50	42	63	77.4	179	28.6	75TG
CNC 56.50100TG	2	3/32-1	65	60	40	39.2	82.1	184	28.6	100TG





Coolant Fed Toolholder Bushing

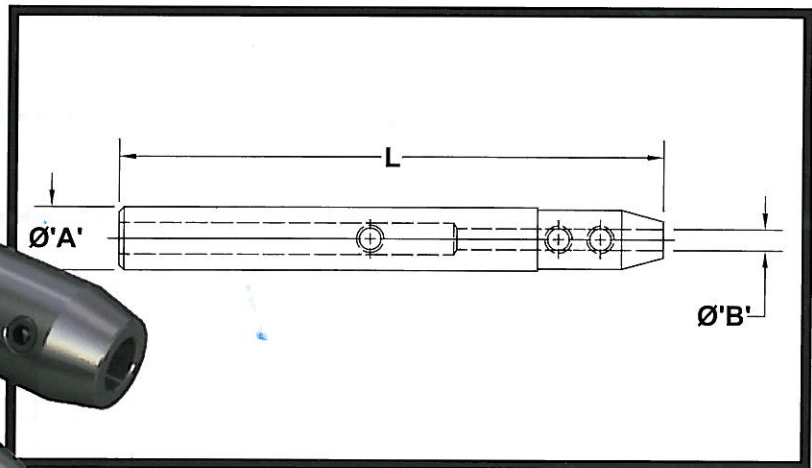
The CNC Type Coolant Fed Bushing is designed for use on applications requiring an External Side Coolant Entry Port. Clamp the Screws from the CNC Machine on the flat and use the Set-screws in the head to clamp directly on the tool allowing for positive alignment of the cutting edge of the tool.



CNC PART NUMBER	STANDARD BORE SIZES STOCKED	BUSHING DIA. B	HEAD DIA. C	HEAD THICKNESS D	OVER ALL LENGTH
	A				E
CNC 86-12CFB	5/16, 3/8, 1/2, 5/8, 3/4, 1	1 1/4	50	25	85
CNC 86-13CFB	5/16, 3/8, 1/2, 5/8, 3/4, 1, 1 1/4	1 1/2	58	30	105

NEW! Small OD Boring Bar Sleeve

You can Now Hold Small ID Tools



CNC Part Number	BUSHING DIA.	STANDARD BORE	OVERALL LENGTH
	A	B	L
CNC S88-01	3/8	3/32	2.250
CNC S88-03	3/8	1/8	3.250
CNC S88-05	1/2	5/32	3.500
CNC S88-07	1/2	3/16	3.500
CNC S88-09	5/8	1/4	4.250

Special sizes available to your machine specifications: inch-metric, metric-inch, or metric-metric.

Please specify inch or metric O.D. or I.D., when ordering.

Superior Design/Premium Quality

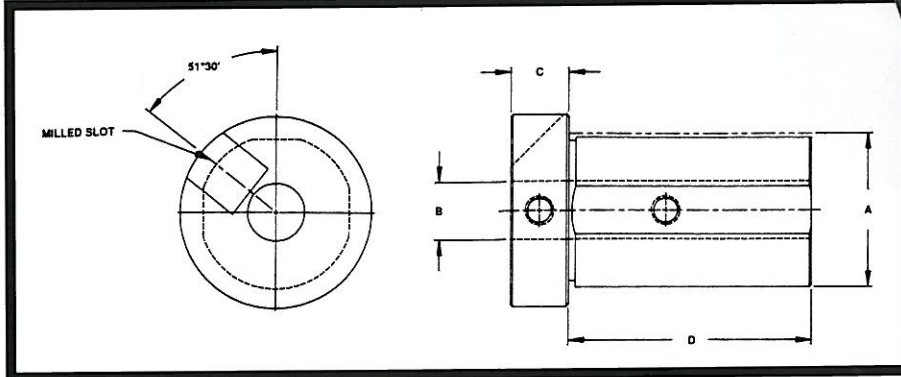




BUSHING

Mazak Style Toolholder Bushing Style "V"

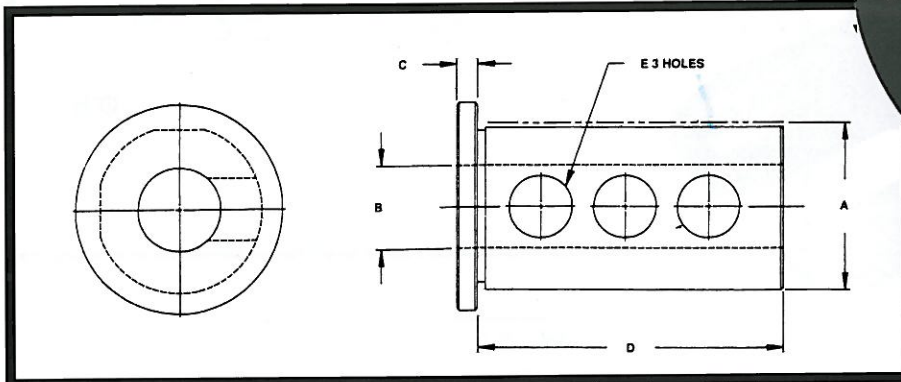
New Mazak Bushings like the ones that came with the machine.
For Mazak Integrex 70Y Machines



CNC PART NUMBER	BUSHING DIA.		STANDARD BORE SIZES STOCKED		SLOT THICKNESS C	LENGTH UNDER HEAD D
	A	B				
			INCH	MM		
CNC 86-70V	2	50	1/4, 5/16, 3/8, 1/2, 5/8, 3/4, 1, 1 1/4, 1 1/2	8, 10, 12, 16, 20, 25, 32, 40	3/4	3 5/32

Mazak Style Toolholder Bushing Style "W"

New Mazak Bushings like the ones that came with the machine.
For Mazak Integrex 70Y Machines



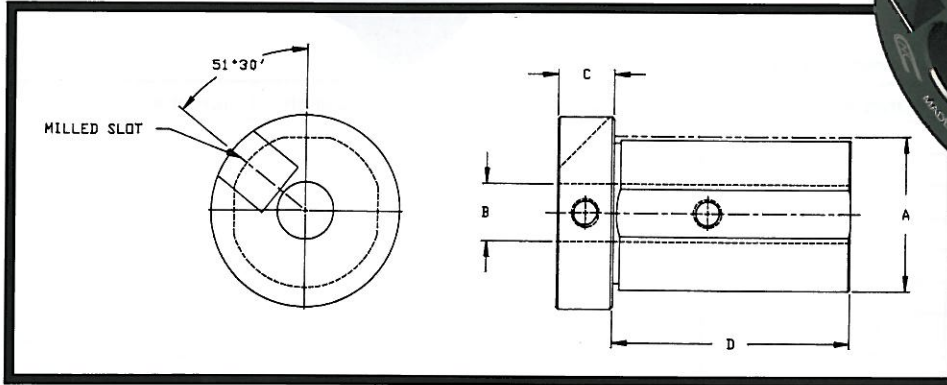
CNC PART NUMBER	BUSHING DIA.		STANDARD BORE SIZES STOCKED		SLOT THICKNESS C	LENGTH UNDER HEAD D	HOLES E
	A	B					
			INCH	MM			
CNC 86-70W	2	50	1/2, 5/8, 3/4, 1, 1 1/4, 1 1/2	12, 16, 20, 25, 32, 40	1/4	4	3/4





Mazak Style Toolholder Bushing Style "P"

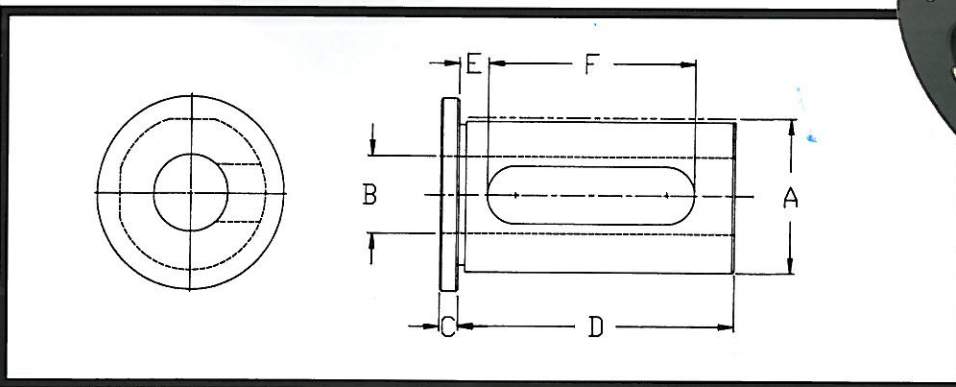
New Mazak Bushings like the ones that came with the machine.
For Mazak Integrex 50Y Machines



CNC PART NUMBER	BUSHING DIA.		STANDARD BORE SIZES STOCKED		SLOT THICKNESS C	LENGTH UNDER HEAD D
			B			
	A		INCH	MM		
CNC 86-70P	2	50	1/4, 5/16, 3/8, 1/2, 5/8, 3/4, 1, 1 1/4, 1 1/2	8, 10, 12, 16, 20, 25, 32, 40	3/4	4 13/64

Mazak Style Toolholder Bushing Style "Q"

New Mazak Bushings like the ones that came with the machine.
For Mazak Integrex 50Y Machines



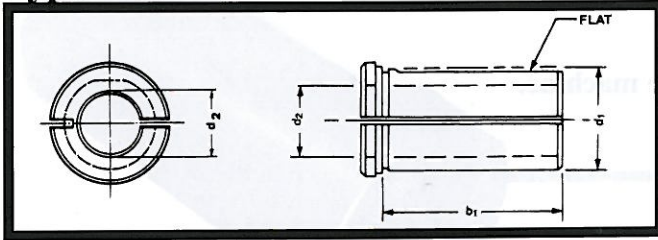
CNC PART NUMBER	BUSHING DIA.		STANDARD BORE SIZES STOCKED		SLOT THICKNESS C	LENGTH UNDER HEAD D	DIM E	LENGTH OF SLOT F
			B					
	A		INCH	MM				
CNC 86-70Q	2	50	1/2, 5/8, 3/4, 1, 1 1/4, 1 1/2	12, 16, 20, 25, 32, 40	1/4	4 13/64	5/16	3 5/8





VDI Style Toolholder Bushing

Type "BV"



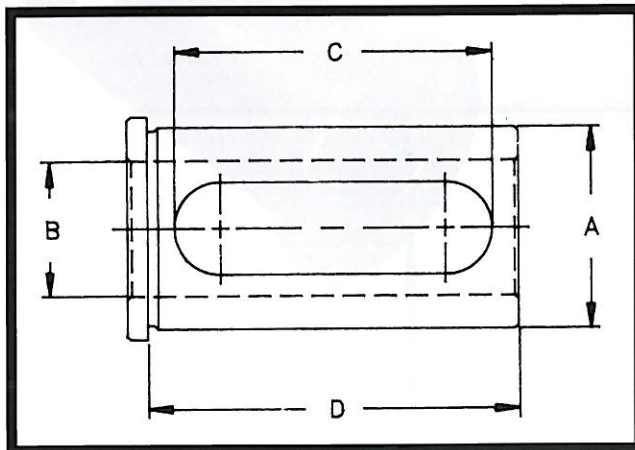
PART NUMBER	d ₁	d ₂ inch	d ₂ metric	b ₁
CNC86 61.2508	25	5/16	8	36
CNC86 61.2510	25	3/8	10	36
CNC86 61.2512	25	1/2	12	36
CNC86 61.2516	25	5/8	16	36
CNC86 61.2520	25	3/4	20	36
CNC86 61.3208	32	5/16	8	46
CNC86 61.3210	32	3/8	10	46
CNC86 61.3212	32	1/2	12	46
CNC86 61.3216	32	5/8	16	46
CNC86 61.3220	32	3/4	20	46
CNC86 61.3225	32	1	25	46

PART NUMBER	d ₁	d ₂ inch	d ₂ metric	b ₁
CNC86 61.4010	40	3/8	10	81
CNC86 61.4012	40	1/2	12	81
CNC86 61.4016	40	5/8	16	81
CNC86 61.4020	40	3/4	20	81
CNC86 61.4025	40	1	25	81
CNC86 61.4032	40	1 1/4	32	81
CNC86 61.5020	50	3/4	20	102
CNC86 61.5025	50	1	25	102
CNC86 61.5032	50	1 1/4	32	102
CNC86 61.5040	50	1 1/2	40	102
CNC86 61.6025	60	1	25	118
CNC86 61.6032	60	1 1/4	32	118
CNC86 61.6040	60	1 1/2	40	118
CNC86 61.6050	60	2	50	118

VDI Style Toolholder Bushing

Type "CV":

Special length to fit your Form E2 Boring Bar Holder



CNC PART NUMBER	BUSHING DIA.		STANDARD BORE SIZES STOCKED		SLOT	LENGTH UNDER HEAD
	A		B			
	IN.	MM	IN.	MM	C	D
CNC 86-12CV	1.25	32	1/4, 3/8, 1/2, 5/8, 3/4, 7/8, 1	10, 12, 16, 20, 25	50MM	60MM
CNC 86-13CV	1.5	40	1/4, 3/8, 1/2, 5/8, 3/4, 7/8, 1, 1 1/4	10, 12, 16, 20, 25, 32	60MM	70MM





VDI Style Taper Drill Sockets

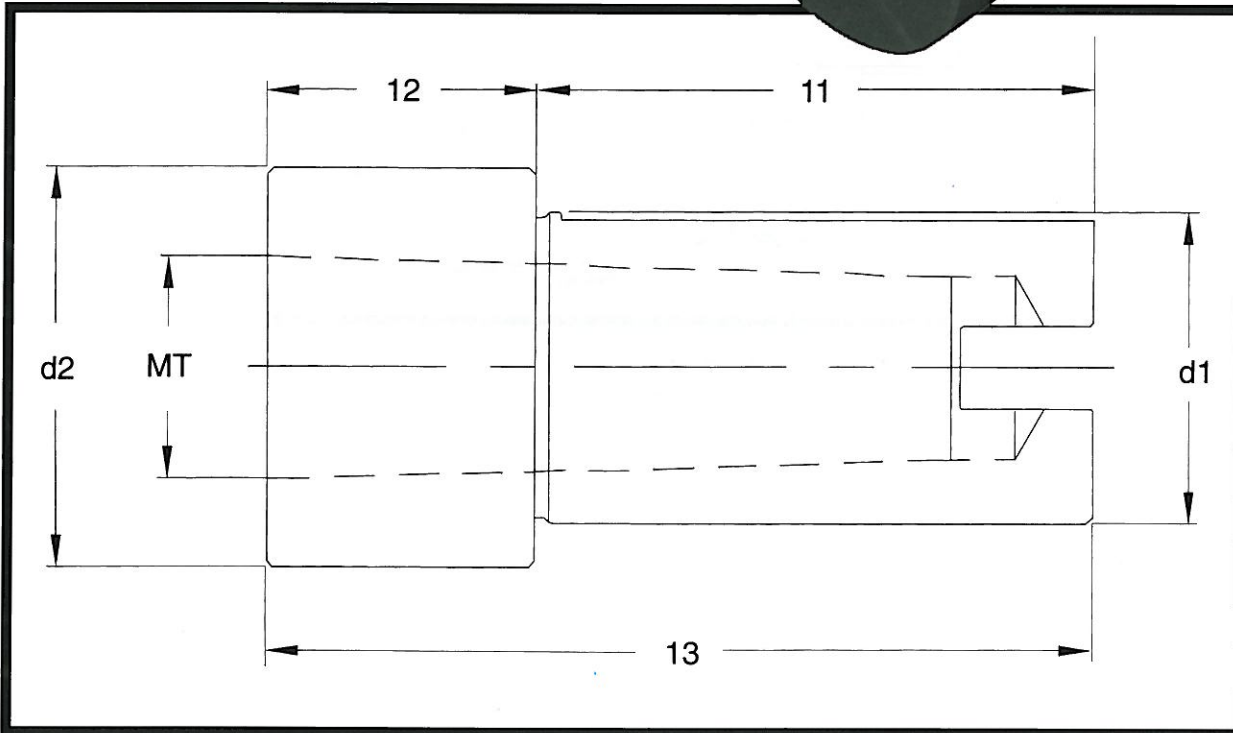
VDI Style

Adapt your VDI Boring Bar Holder into a Morse Taper Holder by adding this inexpensive Bushing.

Save money by using your existing Boring Bar Holder and purchasing this inexpensive Bushing.



BUSHING



PART NUMBER	d, in	d, mm	MT	d ₂	L ₁	L ₂	L ₃
CNC86 64.4073#1	1½	40	1	52	60	16	76
CNC86 64.4073#2	1½	40	2	52	60	16	76
CNC86 64.4073#3	1½	40	3	52	71	43	114
CNC86 64.4073#4	1½	40	4	52	71	43	114
CNC86 64.4083#1	1¾	45	1	57	60	16	76
CNC86 64.4083#2	1¾	45	2	57	60	16	76
CNC86 64.4083#3	1¾	45	3	57	81	33	114
CNC86 64.4083#4	1¾	45	4	57	81	33	114
CNC86 64.4083#5	1¾	45	5	57	81	69	150

PART NUMBER	d, in	d, mm	MT	d ₂	L ₁	L ₂	L ₃
CNC86 64.4583#1	2	50	1	64	60	16	76
CNC86 64.4583#2	2	50	2	64	60	16	76
CNC86 64.4583#3	2	50	3	64	81	33	114
CNC86 64.4583#4	2	50	4	64	81	33	114
CNC86 64.4583#5	2	50	5	64	81	69	150

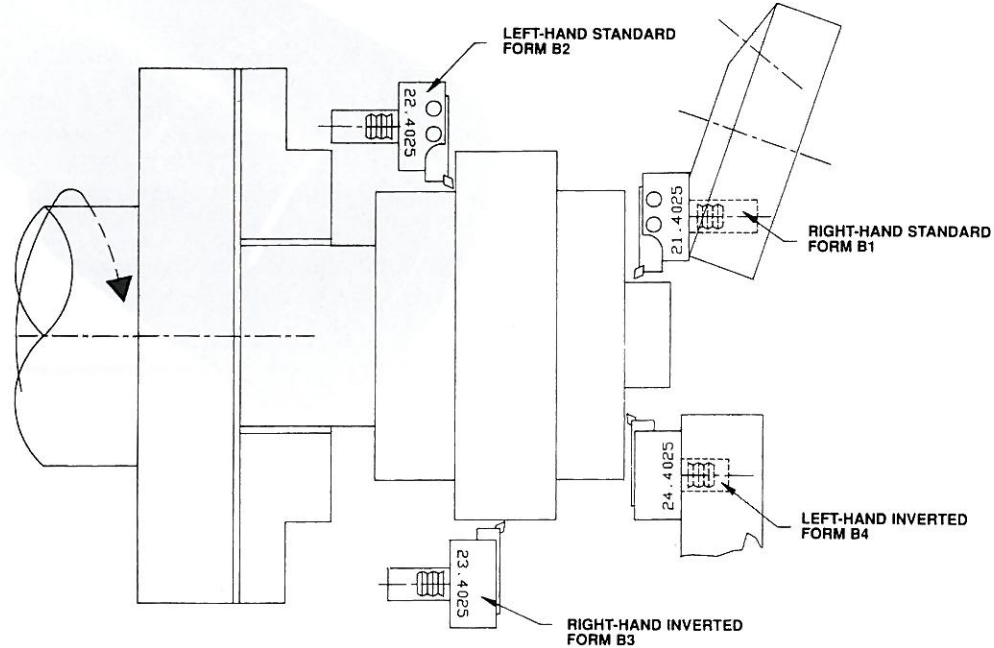




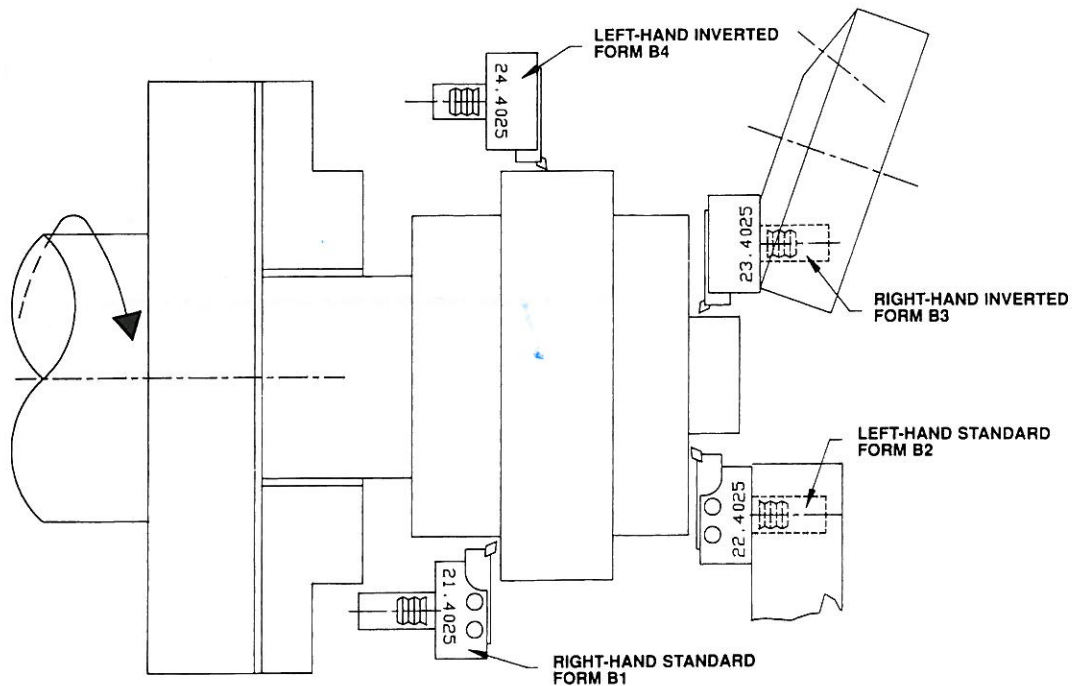
VDI Orientation Chart:

Find the Toolholder you need by referencing this chart.

Left-Hand (Clockwise) Spindle Rotation



Right-Hand (Counter-Clockwise) Spindle Rotation



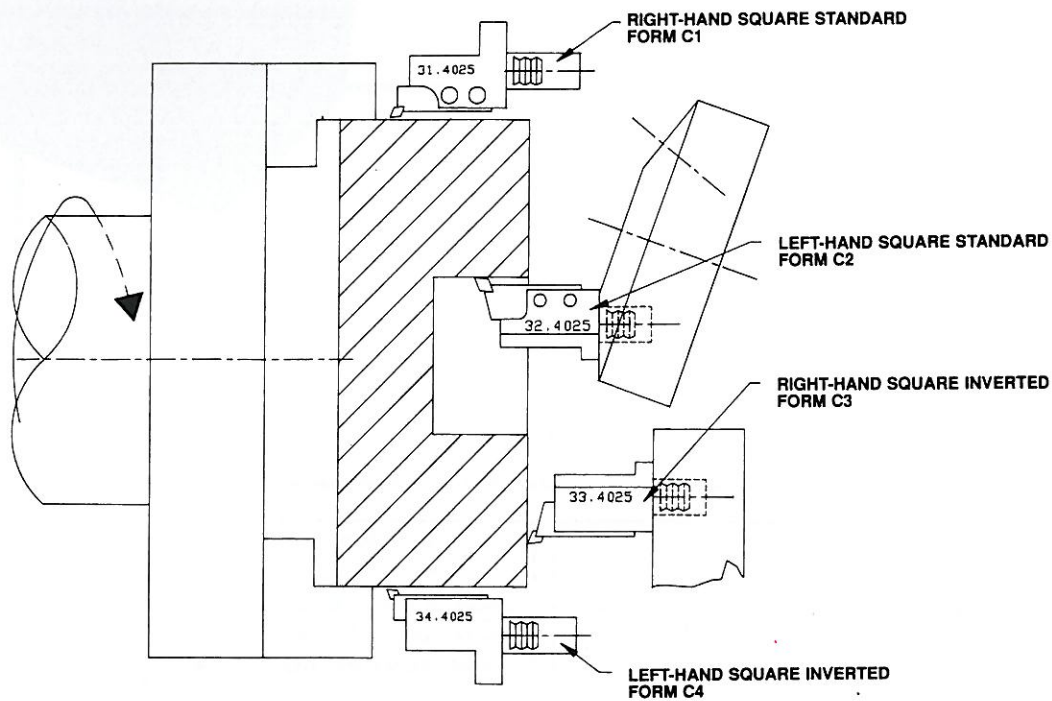
We Now Repair Driven VDI Tooling Guaranteed!



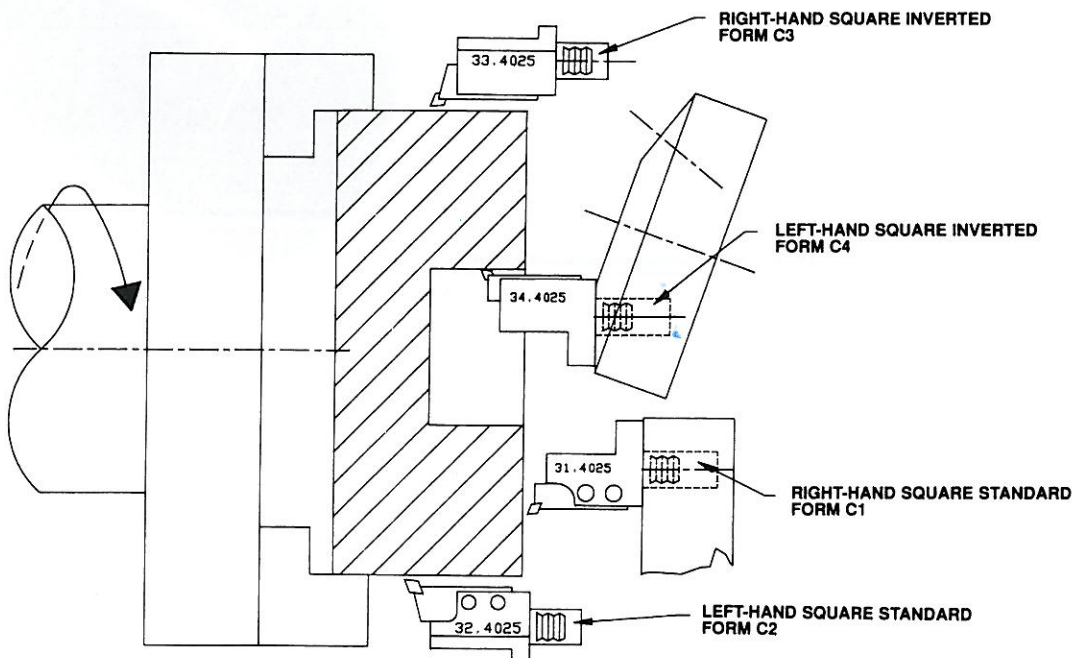


VDI Orientation Chart

Left-Hand (Clockwise) Spindle Rotation



Right-Hand (Counter-Clockwise) Spindle Rotation



We Now Repair Driven VDI Tooling Guaranteed!

Superior Design/Premium Quality

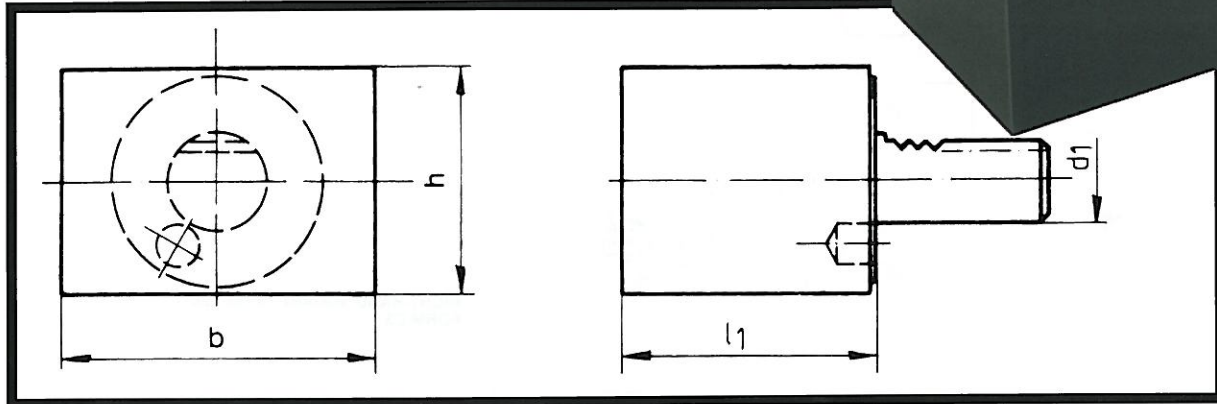




Toolholder Blank – Form A1

Rectangular

VDI: DIN 69880

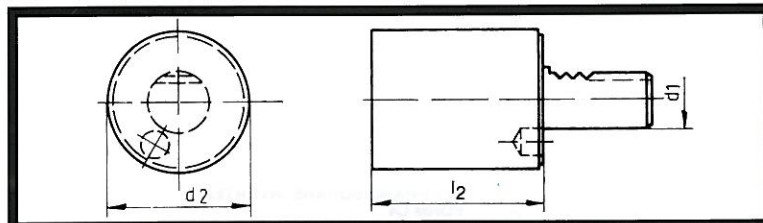


PART NUMBER	d ₁	L ₁	b	h
CNC86 B16.44.78.44	16	44	78	44
CNC86 B20.50.60.60	20	50	60	60
CNC86 B20.65.100.60	20	65	100	60
CNC86 B25.75.100.60	25	75	100	60
CNC86 B30.85.130.76	30	85	130	76

PART NUMBER	d ₁	L ₁	b	h
CNC86 B40.100.151.96	40	100	151	96
CNC86 B50.125.160.120	50	125	160	120
CNC86 B60.160.165.125	60	160	165	125
CNC86 B80.200.220.160	80	200	220	160

Toolholder Blank – Form A2

Round



PART NUMBER	d ₁	d ₂	L ₂
CNC86 B16.40.60	16	40	60
CNC86 B20.50.70	20	50	70
CNC86 B20.52.160	20	52	160
CNC86 B25.58.80	25	58	80
CNC86 B25.58.200	25	58	200
CNC86 B30.68.100	30	68	100
CNC86 B30.68.150	30	68	150
CNC86 B30.70.200	30	70	200
CNC86 B30.68.240	30	68	240
CNC86 B40.83.120	40	83	120
CNC86 B40.83.150	40	83	150
CNC86 B40.83.200	40	83	200
CNC86 B40.83.320	40	83	320

PART NUMBER	d ₁	d ₂	L ₂
CNC86 B50.98.135	50	98	135
CNC86 B50.98.220	50	98	220
CNC86 B50.98.400	50	98	400
CNC86 B60.123.150	60	123	150
CNC86 B60.123.250	60	123	250
CNC86 B60.123.480	60	123	480
CNC86 B80.158.XXX	80	158	XXX
CNC86 B80.158.500	80	158	500

Special sizes available to your machine specifications:

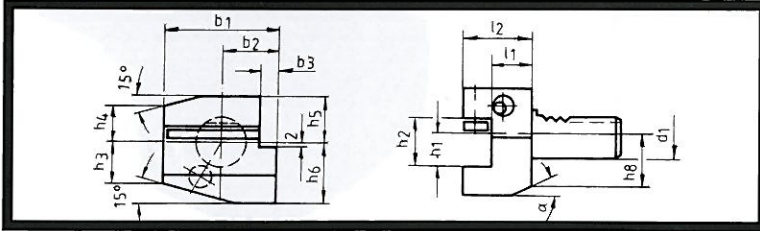
We Now Repair Driven VDI Tooling Guaranteed!





Turning Toolholder – Form B1

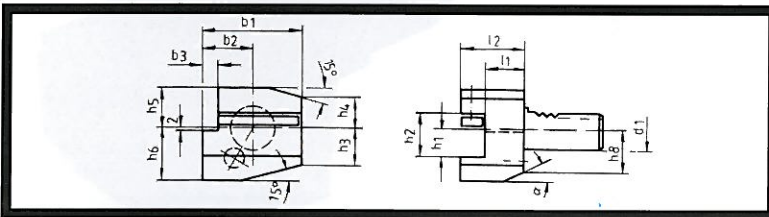
Right-Hand Short



PART NUMBER	d ₁	b ₁	b ₂	b ₃	h ₁ in	h ₁ mm	h ₂	h ₃	h ₄	h ₅	h ₆	h ₆	L ₁	L ₂	α
CNC86 21.1612	16	42	23	5	1/2	12	17	15	15	20	22	18	13	25	30
CNC86 21.1612.1	16	42	23	5	1/2	12	17	15	15	20	22	18	23	35	30
CNC86 21.2016	20	55	30	7	5/8	16	22	19	19	25	30	23	16	31	30
CNC86 21.2016.1	20	55	30	7	5/8	16	22	19	19	25	30	23	26	41	30
CNC86 21.2516	25	55	30	7	5/8	16	22	22.5	22.5	25	30	25	16	31	30
CNC86 21.2516.1	25	55	30	7	5/8	16	22	22.5	22.5	25	30	25	26	41	30
CNC86 21.3020	30	70	35	10	3/4	20	29	26	22	28	38	30	42	40	25
CNC86 21.3020.1	30	70	35	10	3/4	20	29	26	22	28	38	30	42	60	25
CNC86 21.3025	30	70	35	10	1	25	34	28	26	32	48	43	22	47	25
CNC86 21.4025	40	85	42.5	12.5	1	25	34	35	30	32.5	48	42	22	47	30
CNC86 21.5025	50	100	50	16	1	25	34	42	35	35	60		30	55	
CNC86 21.5032	50	100	50	16	1 1/4	32	41	42	35	35	60		30	61	
CNC86 21.6032	60	125	62.5	16	1 1/4	32	41	46	42.5	42.5	62.5		30	60	
CNC86 21.8040	80	160	80	20	1 1/2	40	53	60	55	55	80		40	78	

Turning Toolholder – Form B2

Left-Hand Short



PART NUMBER	d ₁	b ₁	b ₂	b ₃	h ₁ in	h ₁ mm	h ₂	h ₃	h ₄	h ₅	h ₆	h ₆	L ₁	L ₂	α
CNC86 22.1612	16	42	23	5	1/2	12	17	15	15	20	22	18	13	25	30
CNC86 22.1612.1	16	42	23	5	1/2	12	17	15	15	20	22	18	23	35	30
CNC86 22.2016	20	55	30	7	5/8	16	22	19	19	25	30	23	16	31	30
CNC86 22.2016.1	20	55	30	7	5/8	16	22	19	19	25	30	23	26	41	30
CNC86 22.2516	25	55	30	7	5/8	16	22	22.5	22.5	25	30	25	16	31	30
CNC86 22.2516.1	25	55	30	7	5/8	16	22	22.5	22.5	25	30	25	26	41	30
CNC86 22.3020	30	70	35	10	3/4	20	29	26	22	28	38	30	42	40	25
CNC86 22.3020.1	30	70	35	10	3/4	20	29	26	22	28	38	30	42	60	25
CNC86 22.3025	30	70	35	10	1	25	34	28	26	32	48	43	22	47	25
CNC86 22.4025	40	85	42.5	12.5	1	25	34	35	30	32.5	48	42	22	47	30
CNC86 22.5025	50	100	50	16	1	25	34	42	35	35	60		30	55	
CNC86 22.5032	50	100	50	16	1 1/4	32	41	42	35	35	60		30	61	
CNC86 22.6032	60	125	62.5	16	1 1/4	32	41	46	42.5	42.5	62.5		30	60	
CNC86 22.8040	80	160	80	20	1 1/2	40	53	60	55	55	80		40	78	

Special sizes available to your machine specifications:

We Now Repair Driven VDI Tooling Guaranteed!

Superior Design/Premium Quality



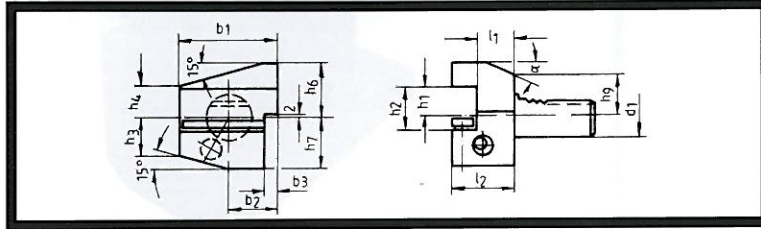
VDI: DIN 69880



VDI: DIN 69880

Turning Toolholder – Form B3

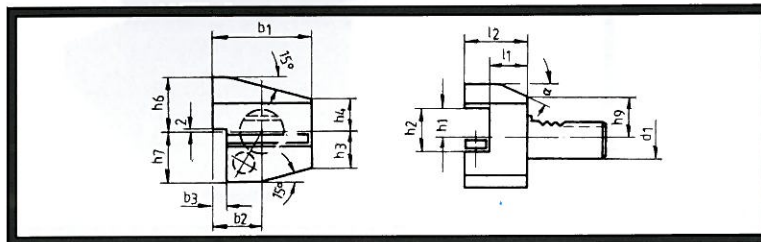
Right-Hand Short-Inverted



PART NUMBER	d ₁	b ₁	b ₂	b ₃	h ₁ , in	h ₁ , mm	h ₂	h ₃	h ₄	h ₅	h ₆	h ₇	h ₈	L ₁	L ₂	α
CNC86 23.1612	16	42	23	5	½	12	17	15	15	22	20	18	13	25	30	
CNC86 23.1612.1	16	42	23	5	½	12	17	15	15	22	20	18	23	35	30	
CNC86 23.2016	20	55	30	7	¾	16	22	19	19	30	25	23	16	31	30	
CNC86 23.2016.1	20	55	30	7	¾	16	22	19	19	30	25	23	26	41	30	
CNC86 23.2516	25	55	30	7	¾	16	22	22.5	22.5	30	25	25	16	31	30	
CNC86 23.2516.1	25	55	30	7	¾	16	22	22.5	22.5	30	25	25	26	41	30	
CNC86 23.3020	30	70	35	10	¾	20	29	26	22	38	35	28	22	40	25	
CNC86 23.3020.1	30	70	35	10	¾	20	29	26	22	38	38	30	42	60	25	
CNC86 23.3025	30	70	35	10	1	25	34	26	28	48	31	38	22	47	25	
CNC86 23.4025	40	85	42.5	12.5	1	25	34	35	30	48	42.5	32.5	22	47	30	
CNC86 23.5025	50	100	50	16	1	25	34	42	35	60	50		30	55		
CNC86 23.5032	50	100	50	16	1¼	32	41	42	35	60	50		30	55		
CNC86 23.6032	60	125	62.5	16	1¼	32	41	46	42.5	62.5	62.5		30	61		
CNC86 23.8040	80	160	80	20	1½	40	53	60	55	80	80		40	78		

Turning Toolholder – Form B4

Left-Hand Short-Inverted



PART NUMBER	d ₁	b ₁	b ₂	b ₃	h ₁ , in	h ₁ , mm	h ₂	h ₃	h ₄	h ₅	h ₆	h ₇	h ₈	L ₁	L ₂	α
CNC86 24.1612	16	42	23	5	½	12	17	15	15	22	20	18	13	25	30	
CNC86 24.1612.1	16	42	23	5	½	12	17	15	15	22	20	18	23	35	30	
CNC86 24.2016	20	55	30	7	¾	16	22	19	19	30	25	23	16	31	30	
CNC86 24.2016.1	20	55	30	7	¾	16	22	19	19	30	25	23	26	41	30	
CNC86 24.2516	25	55	30	7	¾	16	22	22.5	22.5	30	25	25	16	31	30	
CNC86 24.2516.1	25	55	30	7	¾	16	22	22.5	22.5	30	25	25	26	41	30	
CNC86 24.3020	30	70	35	10	¾	20	29	26	22	38	35	28	22	40	25	
CNC86 24.3020.1	30	70	35	10	¾	20	29	26	22	38	38	30	42	60	25	
CNC86 24.3025	30	70	35	10	1	25	34	26	28	48	31	38	22	47	25	
CNC86 24.4025	40	85	42.5	12.5	1	25	34	35	30	48	42.5	32.5	22	47	30	
CNC86 24.5025	50	100	50	16	1	25	34	42	35	60	50		30	55		
CNC86 24.5032	50	100	50	16	1¼	32	41	42	35	60	50		30	55		
CNC86 24.6032	60	125	62.5	16	1¼	32	41	46	42.5	62.5	62.5		30	61		
CNC86 24.8040	80	160	80	20	1½	40	53	60	55	80	80		40	78		

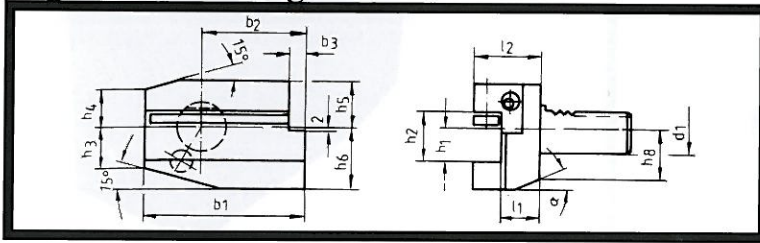
We Now Repair Driven VDI Tooling Guaranteed!





Turning Toolholder – Form B5

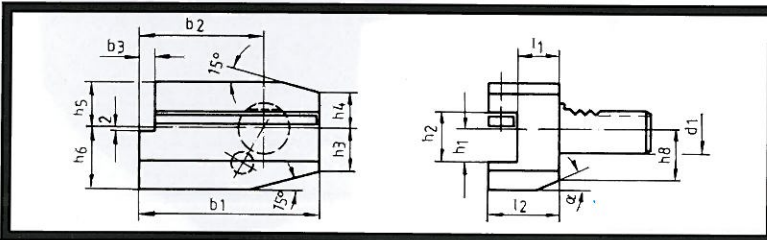
Right-Hand Long



PART NUMBER	d ₁	b ₁	b ₂	b ₃	h ₁ , in	h ₁ , mm	h ₂	h ₃	h ₄	h ₅	h ₆	h ₈	L ₁	L ₂	α
CNC86 25.1612	16	58	39	5	½	12	17	15	15	20	22	18	13	25	30
CNC86 25.1612.1	16	58	39	5	½	12	17	15	15	20	22	18	23	35	30
CNC86 25.2016	20	75	50	7	⅝	16	22	19	19	25	30	23	16	31	30
CNC86 25.2016.1	20	75	50	7	⅝	16	22	19	19	25	30	23	26	41	30
CNC86 25.2516	25	75	50	7	⅝	16	22	22.5	22.5	25	30	25	16	31	30
CNC86 25.2516.1	25	75	50	7	⅝	16	22	22.5	22.5	25	30	25	26	41	30
CNC86 25.3020	30	100	65	10	¾	20	29	26	22	28	38	30	22	40	25
CNC86 25.3020.1	30	100	65	10	¾	20	29	26	22	28	38	30	42	60	25
CNC86 25.3025	30	100	65	10	1	25	35	33	22	28	45	40	22	47	25
CNC86 25.4025	40	118	75.5	12.5	1	25	34	35	30	32.5	48	42	22	47	30
CNC86 25.5025	50	130	80	16	1	25	34	42	35	35	60		30	55	
CNC86 25.5032	50	130	80	16	1¼	32	41	42	35	35	60		30	61	
CNC86 25.6032	60	145	82.5	16	1¼	32	41	46	42.5	42.5	62.5		30	61	
CNC86 25.8040	80	190	110	20	1½	40	53	60	55	55	80		40	78	

Turning Toolholder – Form B6

Left-Hand Long



PART NUMBER	d ₁	b ₁	b ₂	b ₃	h ₁ , in	h ₁ , mm	h ₂	h ₃	h ₄	h ₅	h ₆	h ₈	L ₁	L ₂	α
CNC86 26.1612	16	58	39	5	½	12	17	15	15	20	22	18	13	25	30
CNC86 26.1612.1	16	58	39	5	½	12	17	15	15	20	22	18	23	35	30
CNC86 26.2016	20	75	50	7	⅝	16	22	19	19	25	30	23	16	31	30
CNC86 26.2016.1	20	75	50	7	⅝	16	22	19	19	25	30	23	26	41	30
CNC86 26.2516	25	75	50	7	⅝	16	22	22.5	22.5	25	30	25	16	31	30
CNC86 26.2516.1	25	75	50	7	⅝	16	22	22.5	22.5	25	30	25	26	41	30
CNC86 26.3020	30	100	65	10	¾	20	29	26	22	28	38	30	22	40	25
CNC86 26.3020.1	30	100	65	10	¾	20	29	26	22	28	38	30	42	60	25
CNC86 26.3025	30	100	65	10	1	25	35	33	22	28	44	40	22	47	25
CNC86 26.4025	40	118	75.5	12.5	1	25	34	35	30	32.5	48	42	22	47	30
CNC86 26.5025	50	130	80	16	1	25	34	42	35	35	60		30	55	
CNC86 26.5032	50	130	80	16	1¼	32	41	42	35	35	60		30	61	
CNC86 26.6032	60	145	82.5	16	1¼	32	41	46	42.5	42.5	62.5		30	61	
CNC86 26.8040	80	190	110	20	1½	40	53	60	55	55	80		40	78	

We Now Repair Driven VDI Tooling Guaranteed!

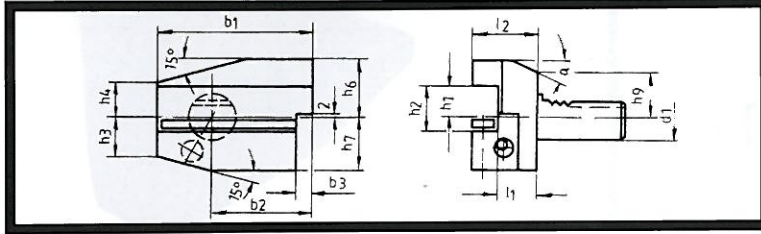
Superior Design/Premium Quality





Turning Toolholder – Form B7

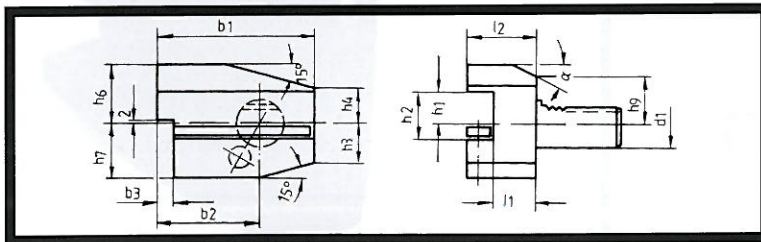
Right-Hand Long-Inverted



PART NUMBER	d ₁	b ₁	b ₂	b ₃	h, in	h, mm	h ₂	h ₃	h ₄	h ₅	h ₇	h ₈	L ₁	L ₂	α
CNC86 27.1612	16	58	39	5	1/2	12	17	15	15	22	20	18	13	24	30
CNC86 27.1612.1	16	58	39	5	1/2	12	17	15	15	22	20	18	23	34	30
CNC86 27.2016	20	75	50	7	5/8	16	22	19	19	30	25	23	16	30	30
CNC86 27.2016.1	20	75	50	7	5/8	16	22	19	19	30	25	23	26	40	30
CNC86 27.2516	25	75	50	7	5/8	16	22	22.5	22.5	30	25	25	16	30	30
CNC86 27.2516.1	25	75	50	7	5/8	16	22	22.5	22.5	30	25	25	26	40	30
CNC86 27.3020	30	100	65	10	3/4	20	29	26	22	38	35	28	22	40	25
CNC86 27.3020.1	30	100	65	10	3/4	20	29	26	22	38	35	28	42	60	25
CNC86 27.3025	30	100	65	10	1	25	34	26	28	44	35	40	22	47	25
CNC86 27.4025	40	118	75.5	12.5	1	25	34	35	30	48	42.5	32.5	30	44	30
CNC86 27.5025	50	130	80	16	1	25	34	42	35	60	50		30	55	
CNC86 27.5032	50	130	80	16	1 1/4	32	41	42	35	60	50		22	55	
CNC86 27.6032	60	145	82.5	16	1 1/4	32	41	46	42.5	62.5	62.5	42.5	30	60	
CNC86 27.8040	80	190	110	20	1 1/2	40	53	60	55	80	80		40	75	

Turning Toolholder – Form B8

Left-Hand Long-Inverted



PART NUMBER	d ₁	b ₁	b ₂	b ₃	h, in	h, mm	h ₂	h ₃	h ₄	h ₅	h ₇	h ₈	L ₁	L ₂	α
CNC86 28.1612	16	58	39	5	1/2	12	17	15	15	22	20	18	13	24	30
CNC86 28.1612.1	16	58	39	5	1/2	12	17	15	15	22	20	18	23	34	30
CNC86 28.2016	20	75	50	7	5/8	16	22	19	19	30	25	23	16	30	30
CNC86 28.2016.1	20	75	50	7	5/8	16	22	19	19	30	25	23	26	40	30
CNC86 28.2516	25	75	50	7	5/8	16	22	22.5	22.5	30	25	25	16	30	30
CNC86 28.2516.1	25	75	50	7	5/8	16	22	22.5	22.5	30	25	25	26	40	30
CNC86 28.3020	30	100	65	10	3/4	20	29	26	22	38	35	28	22	40	25
CNC86 28.3020.1	30	100	65	10	3/4	20	29	26	22	38	35	28	42	60	25
CNC86 28.3025	30	100	65	10	1	25	34	26	28	48	42	40	22	47	25
CNC86 28.4025	40	118	75.5	12.5	1	25	34	42	35	60	50	32.5	22	44	
CNC86 28.5025	50	130	80	16	1	25	34	42	35	60	50		30	55	
CNC86 28.5032	50	130	80	16	1 1/4	32	41	42	35	60	50		30	55	30
CNC86 28.6032	60	145	82.5	16	1 1/4	32	41	46	42.5	62.5	62.5		30	60	
CNC86 28.8040	80	190	110	20	1 1/2	40	53	60	55	80	80		40	75	


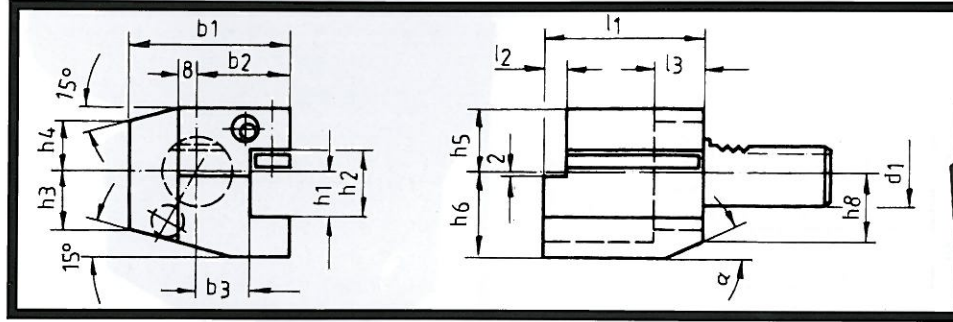
We Now Repair Driven VDI Tooling Guaranteed!





Turning Toolholder – Form C1

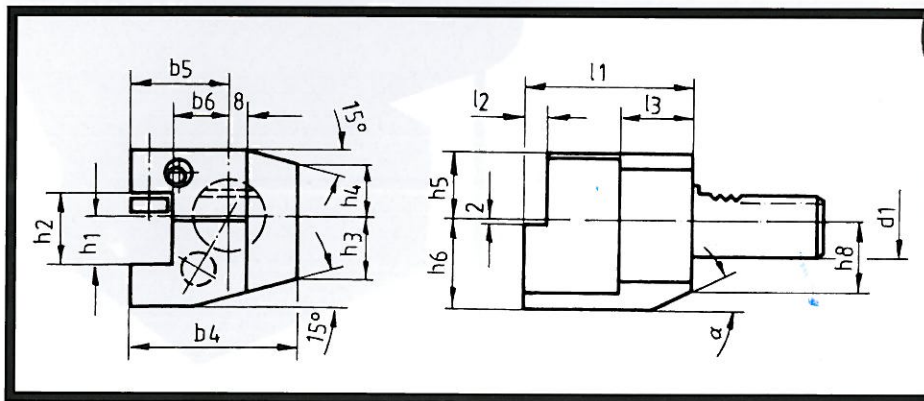
Square Tool Right-Hand



PART NUMBER	d ₁	b ₁	b ₂	b ₃	h ₁ , in	h ₁ , mm	h ₂	h ₃	h ₄	h ₅	h ₆	h ₈	L ₁	L ₂	L ₃	α
CNC86 31.1612	16	43	24	13	1/2	12	17	15	15	20	22	18	44	5	20	30
CNC86 31.2016	20	52	27	13	5/8	16	22	19	19	25	30	23	55	7	30	30
CNC86 31.2016.1	20	65	40	26	5/8	16	22	19	19	25	30	23	55	7	30	30
CNC86 31.2516	25	58	33	19	5/8	16	22	22.5	22.5	25	30	25	55	7	30	30
CNC86 31.3020	30	70	35	17	3/4	20	29	26	22	28	38	30	70	10	30	25
CNC86 31.3025	30	77	42	17	1	25	34	32	22	25	48	40	70	10	30	25
CNC86 31.4025	40	85	42.5	20.5	1	25	34	35	30	32.5	48	42	85	12.5	30	30
CNC86 31.5025	50	100	50	26	1	25	34	42	35	35	60		100	16	40	
CNC86 31.5032	50	100	50	25.5	1.25	32	41	42	35	35	60		100	16	40	
CNC86 31.6032	60	125	62.5	32.5	1.25	32	41	46	42.5	42.5	62.5		125	16	40	
CNC86 31.8040	80	160	80	41	1.5	40	53	60	55	55	80		160	20	40	

Turning Toolholder – Form C2

Square Tool Left-Hand



PART NUMBER	d ₁	b ₄	b ₅	b ₆	h ₁ , in	h ₁ , mm	h ₂	h ₃	h ₄	h ₅	h ₆	h ₈	L ₁	L ₂	L ₃	α
CNC86 32.1612	16	43	24	13	1/2	12	17	15	15	20	22	18	44	5	20	30
CNC86 32.2016	20	65	40	26	5/8	16	22	19	19	25	30	23	55	7	30	30
CNC86 32.2516	25	58	33	19	5/8	16	22	22.5	22.5	25	30	25	55	7	30	30
CNC86 32.3020	30	76	41	23	3/4	20	29	26	22	28	38	30	70	10	30	30
CNC86 32.4025	40	93	50.5	25.5	1	25	34	35	30	32.5	48	42	85	12.5	30	25
CNC86 32.5032	50	105	55	30.5	1.25	32	41	42	35	35	60		100	16	40	30
CNC86 32.6032	60	125	62.5	32.5	1.25	32	41	46	42.5	42.5	62.5		125	16	40	
CNC86 32.8040	80	160	80	41	1.5	40	53	60	55	55	80		160	20	40	

We Now Repair Driven VDI Tooling Guaranteed!

Superior Design/Premium Quality

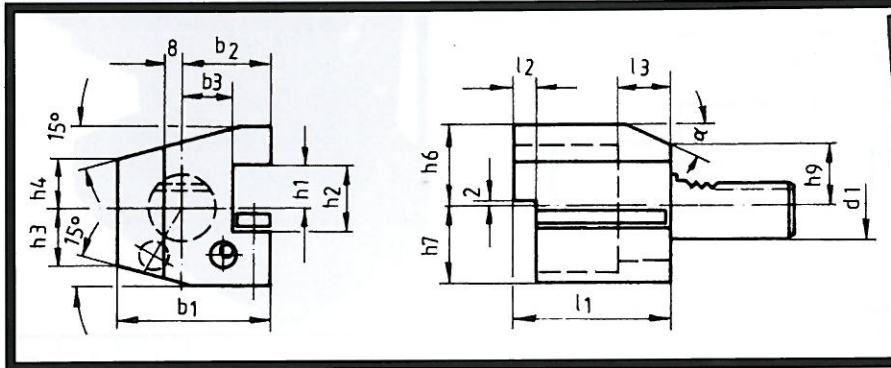




VDI: DIN 69880

Turning Toolholder – Form C3

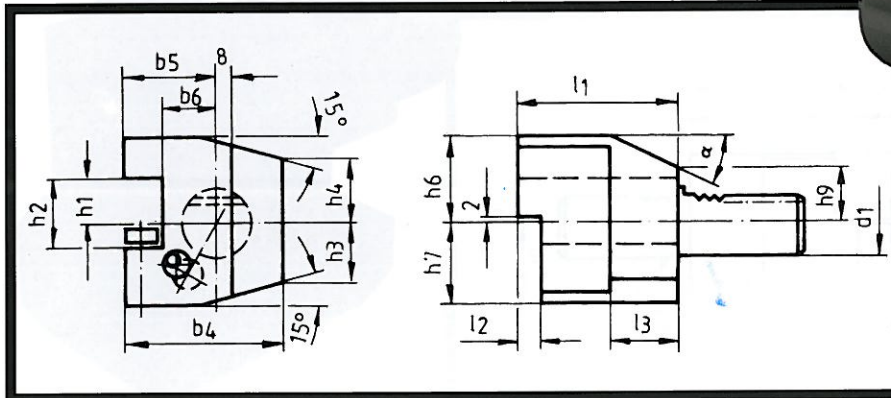
Square Tool Right-Hand Inverted



PART NUMBER	d ₁	b ₁	b ₂	b ₃	h, in	h, mm	h ₂	h ₃	h ₄	h ₆	h ₇	h ₉	L ₁	L ₂	L ₃	α
CNC86 33.1612	16	43	24	13	1/2	12	17	15	15	22	20	18	44	5	20	30
CNC86 33.2016	20	52	27	13	5/8	16	22	19	19	30	25	23	55	7	30	30
CNC86 33.2016.1	20	65	40	26	5/8	16	22	19	19	30	25	23	55	7	30	30
CNC86 33.2516	25	58	33	19	5/8	16	22	22.5	22.5	30	25	25	55	7	30	30
CNC86 33.3020	30	70	35	17	3/4	20	29	26	22	38	35	28	70	10	30	25
CNC86 33.4025	40	85	42.5	20.5	1	25	34	35	30	48	42.5	42	85	12.5	30	30
CNC86 33.5032	50	100	50	25.5	1.25	32	41	42	35	60	50		100	16	40	
CNC86 33.6032	60	125	62.5	32.5	1.25	32	41	46	42.5	62.5	62.5		125	16	40	
CNC86 33.8040	80	160	80	41	1.5	40	53	60	55	80	80		160	20	40	

Turning Toolholder – Form C4

Square Tool Left-Hand Inverted




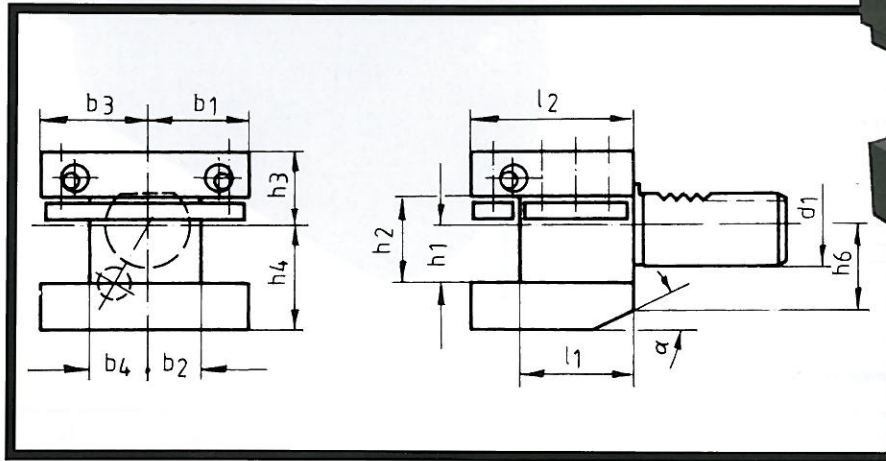
PART NUMBER	d ₁	b ₁	b ₂	b ₃	h, in	h, mm	h ₂	h ₃	h ₄	h ₆	h ₇	h ₉	L ₁	L ₂	L ₃	α
CNC86 34.1612	16	43	24	13	1/2	12	17	15	15	22	20	18	44	5	20	30
CNC86 34.2016	20	65	40	26	5/8	16	22	19	19	30	25	23	55	7	30	30
CNC86 34.2516	25	58	33	19	5/8	16	22	22.5	22.5	30	25	25	55	7	30	30
CNC86 34.3020	30	76	41	23	3/4	20	29	26	22	38	35	28	70	10	30	25
CNC86 34.4025	40	90	47.5	25.5	1	25	34	35	30	48	42.5	42	85	12.5	30	30
CNC86 34.5032	50	105	55	30.5	1.25	32	41	42	35	60	50		100	16	40	
CNC86 34.6032	60	125	62.5	32.5	1.25	32	41	46	42.5	62.5	62.5		125	16	40	
CNC86 34.8040	80	160	80	41	1.5	40	53	60	55	80	80		160	20	40	

We Now Repair Driven VDI Tooling Guaranteed!



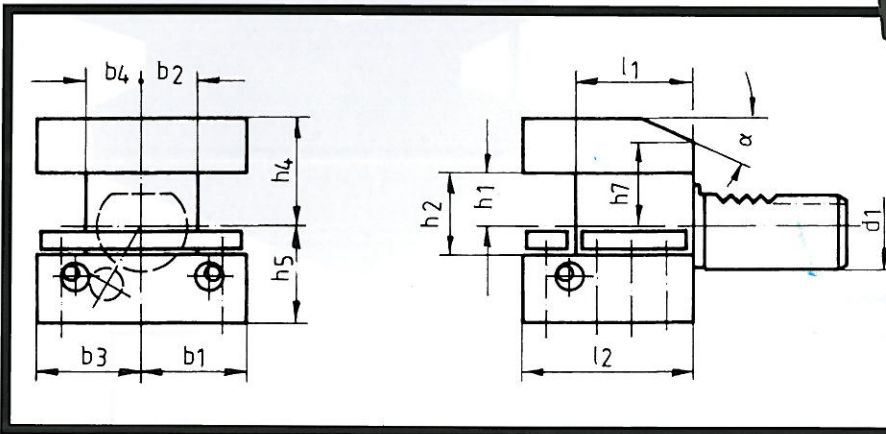


Square Toolholder – Form D1



PART NUMBER	d ₁	h, in	h, mm	b ₁	b ₂	b ₃	b ₄	h ₂	h ₃	h ₄	h ₆	L ₁	L ₂	α
CNC86 41.2516	25	5/8	16	33	19	33	19	22	25	30	25	34	48	30°
CNC86 41.3020	30	3/4	20	35	17	41	23	29	28	38	30	42	60	25°
CNC86 41.4025	40	1	25	42.5	20.5	47.5	25.5	34	32.5	48	42	50	72	30°
CNC86 41.5032	50	1 1/4	32	50	25.5	55	30.5	41	35	60		60	85	
CNC86 41.6032	60	1 1/4	32	57.5	32.5	57.5	32.5	41	42.5	62.5		85	110	
CNC86 41.8040	80	1 1/2	40	76	41	76	41	53	55	80		105	140	

Square Toolholder Inverted – Form D2



PART NUMBER	d ₁	h, in	h, mm	b ₁	b ₂	b ₃	b ₄	h ₂	h ₄	h ₅	h ₇	L ₁	L ₂	α
CNC86 42.2516	25	5/8	16	33	19	33	19	22	30	25	25	34	48	30°
CNC86 42.3020	30	3/4	20	35	17	41	23	29	38	35	28	42	60	25°
CNC86 42.4025	40	1	25	42.5	20.5	47.5	25.5	34	48	42.5	32.5	50	72	30°
CNC86 42.5032	50	1 1/4	32	50	25.5	55	30.5	41	60	50		60	85	
CNC86 42.6032	60	1 1/4	32	57.5	32.5	57.5	32.5	41	62.5	62.5		85	110	
CNC86 42.8040	80	1 1/2	40	76	41	76	41	53	80	80		105	140	

We Now Repair Driven VDI Tooling Guaranteed!

Superior Design/Premium Quality



VDI: DIN 69880

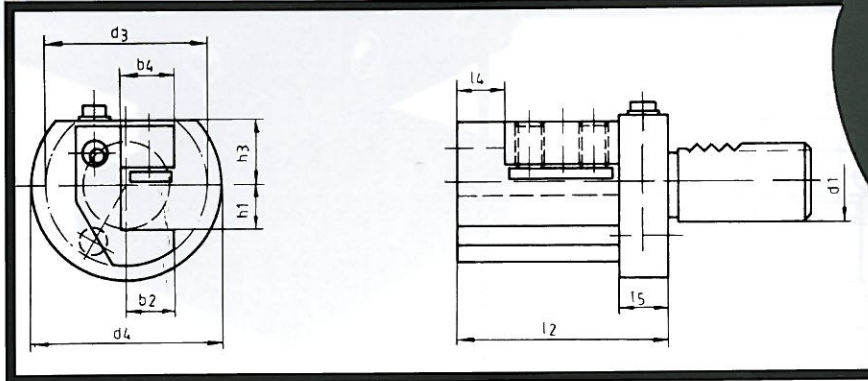
B10



VDI: DIN 69880

Axial Toolholder

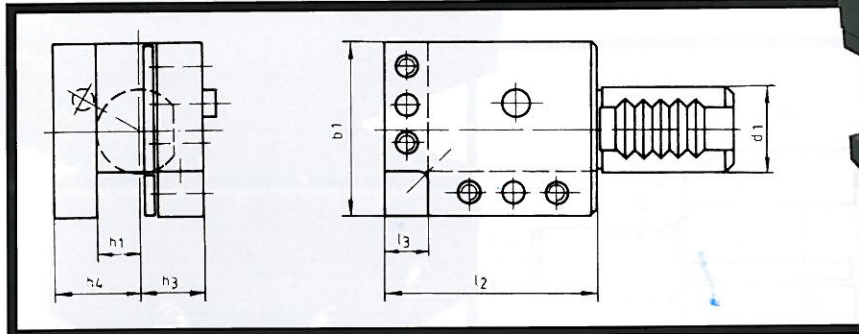
Right-Hand or Left-Hand



PART NUMBER	d ₁	h, in	h, mm	h ₃	b ₂	b ₄	L ₂	L ₄	L ₅
CNC86 35.3016R	30	5/8	16	28	16	16	70	16	14
CNC86 35.3016L	30	5/8	16	28	16	16	70	16	14
CNC86 35.4020R	40	3/4	20	32.5	20	20	100	20	16
CNC86 35.4020L	40	3/4	20	32.5	20	20	100	20	16
CNC86 35.5025R	50	1	25	35	25	25	120	25	28
CNC86 35.5025L	50	1	25	35	25	25	120	25	28
CNC86 35.6032R	60	1 1/4	32	42.5	20	32	120	15	28
CNC86 35.6032L	60	1 1/4	32	42.5	20	32	120	15	28

Radial-Axial Toolholder

Right-Hand or Left-Hand



PART NUMBER	d ₁	h, in	h, mm	L ₂	L ₃	b ₁	h ₃	h ₄
CNC86 36.3020R	30	3/4	20	70	18	70	28	38
CNC86 36.3020L	30	3/4	20	70	18	76	28	38
CNC86 36.4025R	40	1	25	103	25	85	32.5	48
CNC86 36.4025L	40	1	25	103	25	88	32.5	48
CNC86 36.5032R	50	1 1/4	32	126	31	105	35	60
CNC86 36.5032L	50	1 1/4	32	126	31	111	35	60
CNC86 36.6032R	60	1 1/4	32	138	31	125	42.5	62.5
CNC86 36.6032L	60	1 1/4	32	138	31	125	42.5	62.5
CNC86 36.8040R	80	1 1/2	40	140	35	160	55	80
CNC86 36.8040L	80	1 1/2	40	140	35	160	55	80

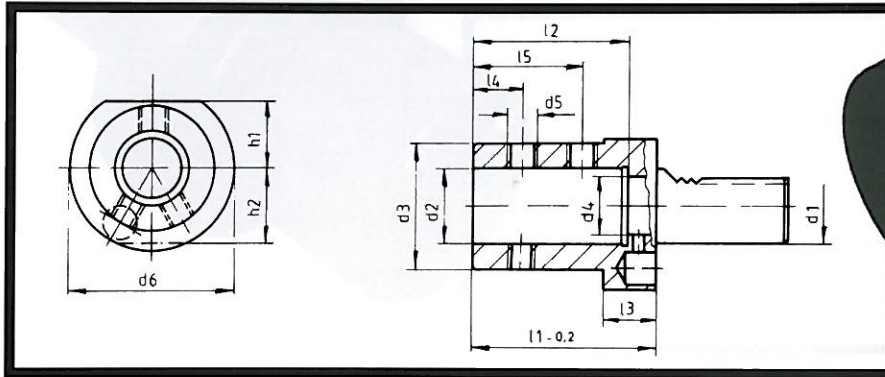
We Now Repair Driven VDI Tooling Guaranteed!





Boring Bar Holder – Form E1

Internal Coolant Flow



PART NUMBER	d ₁	d ₂ in	d ₂ mm	d ₃	d ₄	d ₅	d ₆	h ₁	h ₂	L ₁	L ₂	L ₃	L ₄	L ₅
CNC86 51.2016	20	5/8	16	48	12	3/8-16	50	23	23	67	54	18	15	35°
CNC86 51.2020	20	3/4	20	48	12	3/8-16	50	23	23	67	54	18	15	35°
CNC86 51.2025	20	1	25	48	17	3/8-16	50	23	23	71	59	18	17	40°
CNC86 51.2516	25	5/8	16	41	12	3/8-16	58	25	25	67	54	18	15	35°
CNC86 51.2520	25	3/4	20	44	12	3/8-16	58	25	25	67	54	18	15	35°
CNC86 51.2525	25	1	25	45	17	3/8-16	58	25	25	71	59	18	17	40°
CNC86 51.2532	25	1 1/4	32	50	24	1/2-13	60	25	25	80	63	22	15	38°
CNC86 51.3008	30	5/16	8	46	6	1/4-20	68	28	30	67	54	22	15	34°
CNC86 51.3012	30	1/2	12	46	10	1/4-20	68	28	30	67	54	22	15	34°
CNC86 51.3016	30	5/8	16	46	12	3/8-16	68	28	30	67	54	22	15	35°
CNC86 51.3020	30	3/4	20	50	12	3/8-16	68	28	30	67	54	22	15	35°
CNC86 51.3025	30	1	25	55	17	3/8-16	68	28	30	71	59	22	17	40°
CNC86 51.3032	30	1 1/4	32	62	24	3/8-16	68	28	30	75	63	22	20	44°
CNC86 51.3040	30	1 1/2	40	66	32	5/8-11	68	28	30	90	73	22	22	50°
CNC86 51.4016	40	5/8	16	54	12	3/8-16	83	32.5		67	54	22	15	35°
CNC86 51.4020	40	3/4	20	54	12	3/8-16	83	32.5		67	54	22	15	35°
CNC86 51.4025	40	1	25	63	17	3/8-16	83	32.5		75	59	22	17	40°
CNC86 51.4032	40	1 1/4	32	69	24	3/8-16	83	32.5		75	63	22	20	44°
CNC86 51.4040	40	1 1/2	40	76	32	5/8-11	83	32.5		90	73	22	22	54°
CNC86 51.4045	40	1 3/4	45	83	40	5/8-11	83	32		100	83		24	60°
CNC86 51.4050	40	2	50	81	32	5/8-11	83	32.5		100	83	22	24	60°
CNC86 51.5020	50	3/4	20	57	12	3/8-16	98	35		67	54	30	15	35°
CNC86 51.5025	50	1	25	63	17	3/8-16	98	35		80	59	30	17	40°
CNC86 51.5032	50	1 1/4	32	69	24	3/8-16	98	35		80	63	30	20	44°
CNC86 51.5040	50	1 1/2	40	76	32	5/8-11	98	35		100	73	30	22	54°
CNC86 51.5050	50	2	50	88	42	5/8-11	98	35		100	83	30	24	60°
CNC86 51.6020	60	3/4	20	57	12	3/8-16	123	42.5		80	54	30	15	35°
CNC86 51.6025	60	1	25	63	17	3/8-16	123	42.5		80	59	30	17	40°
CNC86 51.6032	60	1 1/4	32	69	24	3/8-16	123	42.5		80	63	30	20	44°
CNC86 51.6040	60	1 1/2	40	76	32	5/8-11	123	42.5		100	73	30	22	54°
CNC86 51.6045	60	1 3/4	45	83	40	5/8-11	123	42		100	83	30	22	54°
CNC86 51.6050	60	2	50	89	40	5/8-11	123	42.5		100	83	30	24	60°
CNC86 51.6065	60	2 1/2	65	89	40	5/8-18	123	42		100	83	30	22	54°
CNC86 51.8020	80	3/4	20	57	12	3/8-16	158	55		80	54	40	15	35°
CNC86 51.8025	80	1	25	63	17	3/8-16	158	55		80	59	40	17	40°
CNC86 51.8032	80	1 1/4	32	69	24	3/8-16	158	55		80	63	40	20	44°
CNC86 51.8040	80	1 1/2	40	76	32	1/2-13	158	55		100	73	40	22	54°
CNC86 51.8050	80	2	50	88	42	1/2-13	158	55		100	83	40	24	60°

We Now Repair Driven VDI Tooling Guaranteed!

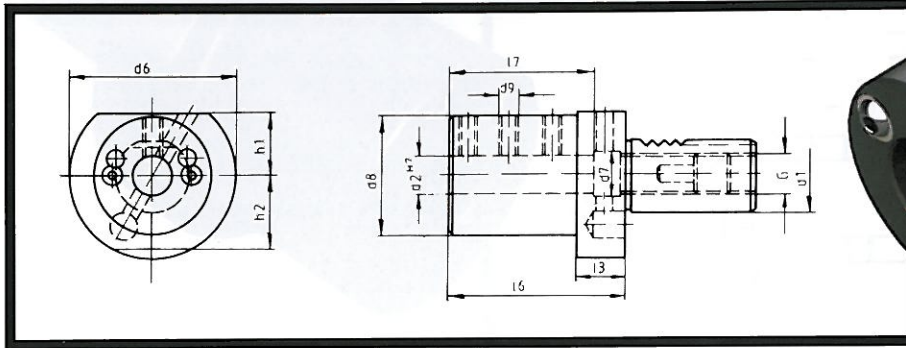
Superior Design/Premium Quality





Boring Bar Holder- Form E2

Dual External Coolant Flow



VDI: DIN 69880

PART NUMBER	d ₁	d ₂ in	d ₂ mm	d ₈	d ₇	d ₆	d ₉	h ₁	h ₂	L ₃	L ₆	L ₇	G
CNC86 52.1606	16	1/4	6	40	7	40	10-32	18	18	13	44	34	5/16-24
CNC86 52.1608	16	5/16	8	45	7	40	10-32	18	18	13	44	34	5/16-24
CNC86 52.1610	16	3/8	10	45	7	40	10-32	18	18	13	44	34	5/16-24
CNC86 52.1612	16	1/2	12	45	7	40	1/4-28	18	18	13	44	34	5/16-24
CNC86 52.1616	16	5/8	16	45	7	40	1/4-28	18	18	13	44	34	5/16-24
CNC86 52.2008	20	5/16	8	50	9	40	10-24	23	23	18	50	41	3/8-16
CNC86 52.2010	20	3/8	10	50	9	40	10-24	23	23	18	50	41	3/8-16
CNC86 52.2012	20	1/2	12	50	9	40	1/4-20	23	23	18	50	41	3/8-16
CNC86 52.2016	20	5/8	16	50	9	40	1/4-20	23	23	18	50	41	3/8-16
CNC86 52.2020	20	3/4	20	50	9	50	1/4-20	23	23	18	50	41	3/8-16
CNC86 52.2025	20	1	25	50	9	50	1/4-20	23	23	18	60	51	3/8-16
CNC86 52.2508	25	5/16	8	58	12.5	40	1/4-20	25	25	18	50	41	3/8-16
CNC86 52.2510	25	3/8	10	58	12.5	40	1/4-20	25	25	18	50	41	3/8-16
CNC86 52.2512	25	1/2	12	58	12.5	40	1/4-20	25	25	18	50	41	3/8-16
CNC86 52.2516	25	5/8	16	58	12.5	40	1/4-20	25	25	18	50	41	3/8-16
CNC86 52.2520	25	3/4	20	58	12.5	58	1/4-20	25	25	18	50	41	3/8-16
CNC86 52.2525	25	1	25	58	12.5	58	1/4-20	25	25	18	60	51	3/8-16
CNC86 52.3006	30	1/4	6	68	14	55	10-32	28	30	22	60	51	5/8-18
CNC86 52.3008	30	5/16	8	68	16.5	55	1/4-20	28	30	22	60	51	5/8-11
CNC86 52.3010	30	3/8	10	68	16.5	55	1/4-20	28	30	22	60	51	5/8-11
CNC86 52.3012	30	1/2	12	68	16.5	55	1/4-20	28	30	22	60	51	5/8-11
CNC86 52.3016	30	5/8	16	68	16.5	55	1/4-20	28	30	22	60	51	5/8-11
CNC86 52.3020	30	3/4	20	68	16.5	55	1/4-20	28	30	22	60	51	5/8-11
CNC86 52.3025	30	1	25	68	16.5	55	1/4-20	28	30	22	60	51	5/8-11
CNC86 52.3032	30	1 1/4	32	68	16.5	68	3/8-16	28	30	22	75	61	5/8-11
CNC86 52.3040	30	1 1/2	40	83	41	74	1/2-13	32	30	22	90	74	5/8-18
CNC86 52.4008	40	5/16	8	83	20.5	55	1/4-20	32.5		22	75	61	5/8-11
CNC86 52.4010	40	3/8	10	83	20.5	55	1/4-20	32.5		22	75	61	5/8-11
CNC86 52.4012	40	1/2	12	83	20.5	55	3/8-16	32.5		22	75	61	5/8-11
CNC86 52.4016	40	5/8	16	83	20.5	55	3/8-16	32.5		22	75	61	5/8-11
CNC86 52.4020	40	3/4	20	83	20.5	55	3/8-16	32.5		22	75	61	5/8-11
CNC86 52.4025	40	1	25	83	20.5	55	1/2-13	32.5		22	75	61	5/8-11
CNC86 52.4032	40	1 1/4	32	83	20.5	83	1/2-13	32.5		22	75	61	5/8-11
CNC86 52.4040	40	1 1/2	40	83	20.5	83	1/2-13	32.5		22	90	76	5/8-11
CNC86 52.4045	40	1 3/4	45	83	46	74	1/2-13	32		22	90	74	5/8-18
CNC86 52.4050	40	2	50	83	51	83	1/2-13	32			100	86	5/8-18
CNC86 52.5012	50	1/2	12	98	26.5	68	3/8-16	35		30	90	76	5/8-11
CNC86 52.5016	50	5/8	16	98	26.5	68	3/8-16	35		30	90	76	5/8-11
CNC86 52.5020	50	3/4	20	98	26.5	68	1/2-13	35		30	90	76	5/8-11
CNC86 52.5025	50	1	25	98	26.5	68	1/2-13	35		30	90	76	5/8-11
CNC86 52.5032	50	1 1/4	32	98	26.5	68	1/2-13	35		30	90	76	5/8-11
CNC86 52.5040	50	1 1/2	40	98	26.5	98	1/2-13	35		30	90	76	5/8-11
CNC86 52.5045	50	1 3/4	45	98	46	95	1/2-13	35		30	90	76	5/8-18
CNC86 52.5050	50	2	50	98	26.5	98	1/2-13	35		30	100	86	5/8-18
CNC86 52.5065	50	2 1/2	65	102	66	102	1/2-13	42			108	86	5/8-18
CNC86 52.6016	60	5/8	16	123	40.5	68	3/8-16	42.5		30	90	76	3/4-16
CNC86 52.6020	60	3/4	20	123	40.5	68	1/2-13	42.5		30	90	76	5/16-24
CNC86 52.6025	60	1	25	123	40.5	68	1/2-13	42.5		30	90	76	3/4-16
CNC86 52.6032	60	1 1/4	32	123	40.5	68	1/2-13	42.5		30	90	76	3/4-16
CNC86 52.6040	60	1 1/2	40	123	40.5	98	1/2-13	42.5		30	90	76	3/4-16
CNC86 52.6050	60	2	50	123	40.5	98	1/2-13	42.5		30	100	86	3/4-16
CNC86 52.6065	60	2 1/2	65	123	66	108	1/2-13	42		30	100	86	5/8-18
CNC86 52.8020	80	3/4	20	158	40.5	68	1/2-13	55		30	100	86	5/8-18
CNC86 52.8025	80	1	25	158	40.5	68	1/2-13	55		30	100	86	3/4-16
CNC86 52.8032	80	1 1/4	32	158	40.5	68	1/2-13	55		30	100	86	3/4-16
CNC86 52.8040	80	1 1/2	40	158	40.5	98	1/2-13	55		30	100	86	3/4-16
CNC86 52.8050	80	2	50	158	40.5	98	1/2-13	55		30	100	86	3/4-16
CNC86 52.8065	80	2 1/2	65	158	66	98	1/2-13	55		40	100	80	3/4-16

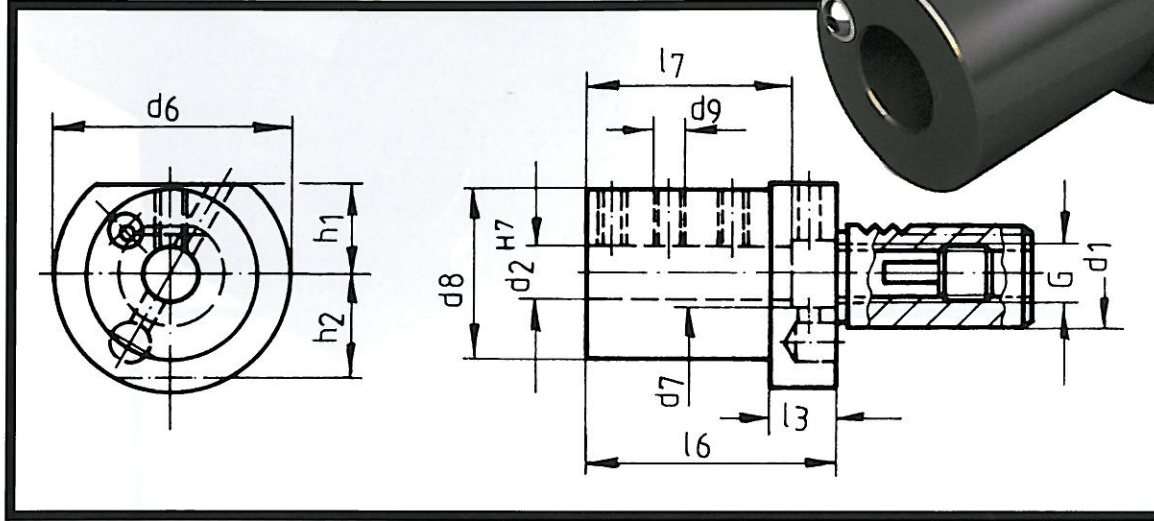
We Now Repair Driven VDI Tooling Guaranteed!





Boring Bar Holder – Form E4

External Single Coolant Flow



PART NUMBER	d ₁	d ₂ in	d ₂ mm	d ₆	d ₇	d ₈	d ₉	h ₁	h ₂	L ₃	L ₆	L ₇	G
CNC86 54.3008	30	5/16	8	68	16.5	55	1/4-20	28	30	22	85	70	5/8-11
CNC86 54.3010	30	3/8	10	68	16.5	55	5/16-18	28	30	22	85	70	5/8-11
CNC86 54.3012	30	1/2	12	68	16.5	55	5/16-18	28	30	22	85	70	5/8-11
CNC86 54.3016	30	5/8	16	68	16.5	55	3/8-16	28	30	22	85	70	5/8-11
CNC86 54.3020	30	3/4	20	68	16.5	55	3/8-16	28	30	22	85	70	5/8-11
CNC86 54.3025	30	1	25	68	16.5	55	1/2-13	28	30	22	85	70	5/8-11
CNC86 54.3032	30	1 1/4	32	68	16.5	55	1/2-13	28	30	30	85	70	5/8-11
CNC86 54.3040	30	1 1/2	40	68	41	73	1/2-13	28	30	22	85	70	5/8-18
CNC86 54.4008	40	5/16	8	83	20.5	55	1/4-20	32.5		22	95	80	5/8-11
CNC86 54.4010	40	3/8	10	83	20.5	55	5/16-18	32.5		22	95	80	5/8-11
CNC86 54.4012	40	1/2	12	83	20.5	55	3/8-16	32.5		22	95	80	5/8-11
CNC86 54.4016	40	5/8	16	83	20.5	55	3/8-16	32.5		22	95	80	5/8-11
CNC86 54.4020	40	3/4	20	83	20.5	55	3/8-16	32.5		22	95	80	5/8-11
CNC86 54.4025	40	1	25	83	20.5	55	1/2-13	32.5		22	95	80	5/8-11
CNC86 54.4032	40	1 1/4	32	83	20.5	55	1/2-13	32.5		30	95	80	5/8-11
CNC86 54.4040	40	1 1/2	40	83	20.5	70	1/2-13	32.5		30	95	80	5/8-11
CNC86 54.5012	50	1/2	12	98	26.5	68	3/8-16	35		30	95	78	5/8-11
CNC86 54.5016	50	5/8	16	98	26.5	68	3/8-16	35		30	95	78	5/8-11
CNC86 54.5020	50	3/4	20	98	26.5	68	1/2-13	35		30	95	78	5/8-11
CNC86 54.5025	50	1	25	98	26.5	68	1/2-13	35		30	95	78	5/8-11
CNC86 54.5032	50	1 1/4	32	98	26.5	68	1/2-13	35		30	95	78	5/8-11
CNC86 54.5040	50	1 1/2	40	98	26.5	68	1/2-13	35		30	95	78	5/8-11
CNC86 54.5045	50	1 3/4	45	98	46	89	1/2-13	35		30	95	78	5/8-18
CNC86 54.5050	50	2	50	98	51	89	1/2-13	35		30	95	78	5/8-18
CNC86 54.6016	60	5/8	16	123	40.5	68	1/2-13	42.5		30	100	83	3/4-16
CNC86 54.6020	60	3/4	20	123	40.5	68	1/2-13	42.5		30	100	83	3/4-16
CNC86 54.6025	60	1	25	123	40.5	68	1/2-13	42.5		30	100	83	3/4-16
CNC86 54.6032	60	1 1/4	32	123	40.5	68	1/2-13	42.5		30	100	83	3/4-16
CNC86 54.6040	60	1 1/2	40	123	40.5	80	1/2-13	42.5		30	100	83	3/4-16
CNC86 54.6050	60	2	50	123	51	95	1/2-13	42		30	100	83	5/8-18

We Now Repair Driven VDI Tooling Guaranteed!

Superior Design/Premium Quality

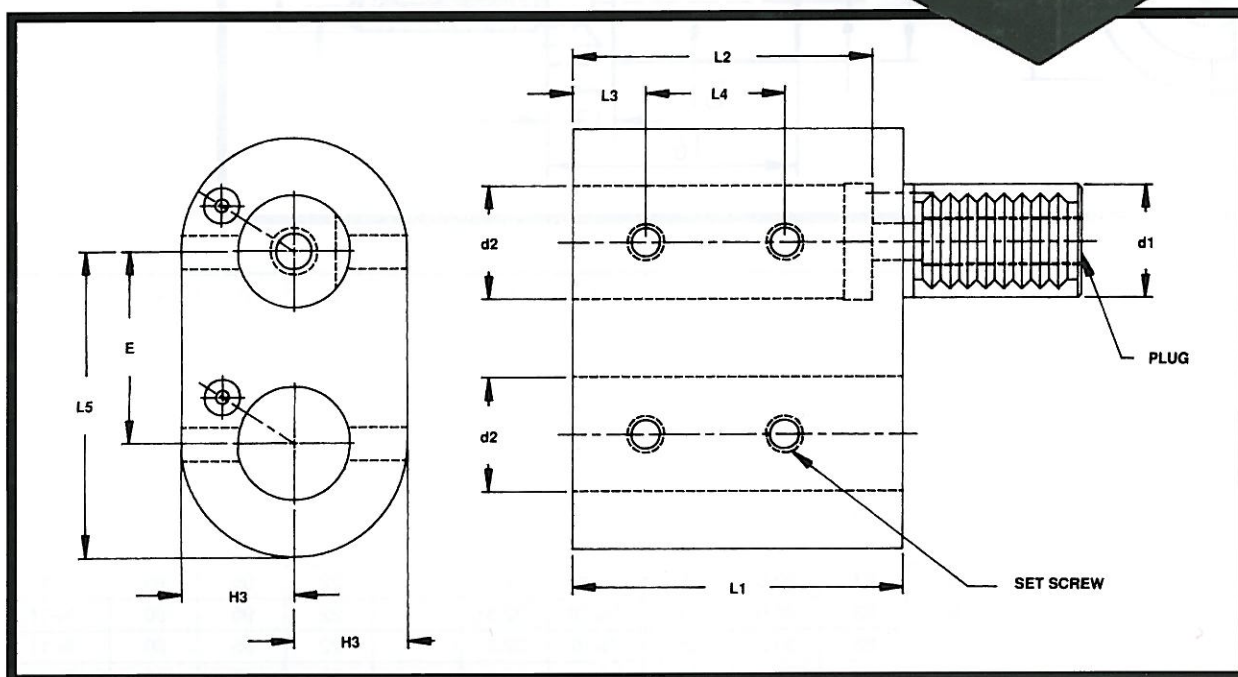



VDI: DIN 69880



Double Offset Boring Bar Holder

Right-Hand or Left-Hand



RIGHT-HAND (ABOVE)

PART NUMBER	d ₁	d ₂ in	d ₂ mm	E	H ₃	L ₁	L ₂	L ₃	L ₄	L ₅	SET SCREW	PLUG
CNC86 91.2020	20	3/4	20	32	25	45	43	10	20	50	1/4-20	3/8-24
CNC86 91.3025	30	1	25	45	34	56	50	14	24	65	1/4-20	3/8-18
CNC86 91.4032	40	1 1/4	32	50	42	66	63	15	30	75	3/8-16	3/8-18
CNC86 91.5040	50	1 1/2	40	65	49	80	75	18	38	95	1/2-13	3/8-18
CNC86 91.6050	60	2	50	80	62	90	85	20	46	120	1/2-13	3/8-18

LEFT-HAND (OPPOSITE TOOLING)

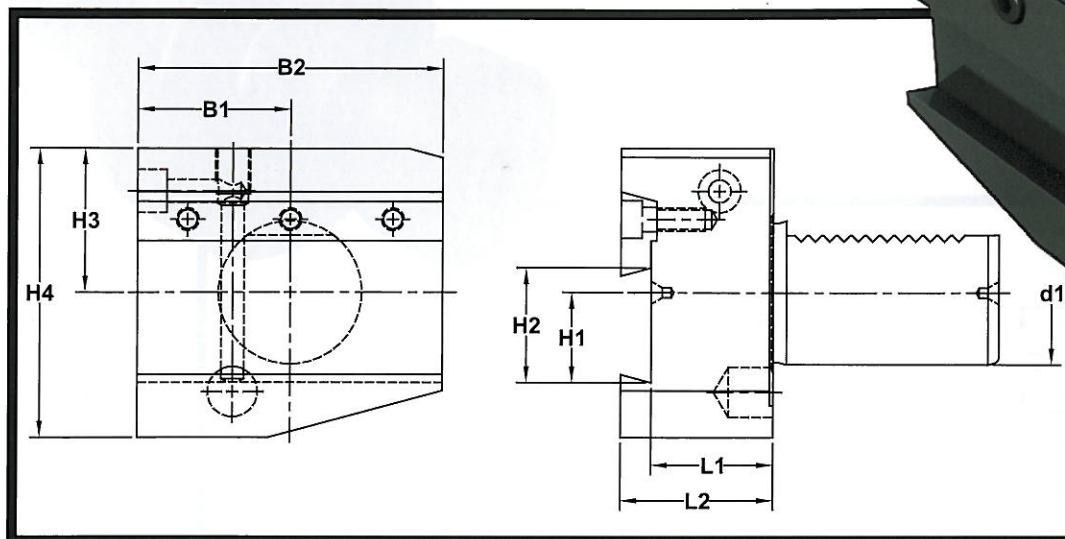

PART NUMBER	d ₁	d ₂ in	d ₂ mm	E	H ₃	L ₁	L ₂	L ₃	L ₄	L ₅	SET SCREW	PLUG
CNC86 92.2020	20	3/4	20	32	25	45	43	10	20	50	1/4-20	3/8-24
CNC86 92.3025	30	1	25	45	34	56	50	14	24	65	1/4-20	3/8-18
CNC86 92.4032	40	1 1/4	32	50	42	66	63	15	30	75	3/8-16	3/8-18
CNC86 92.5040	50	1 1/2	40	65	49	80	75	18	38	95	1/2-13	3/8-18
CNC86 92.6050	60	2	50	80	62	90	85	20	46	120	1/2-13	3/8-18

We Now Repair Driven VDI Tooling Guaranteed!




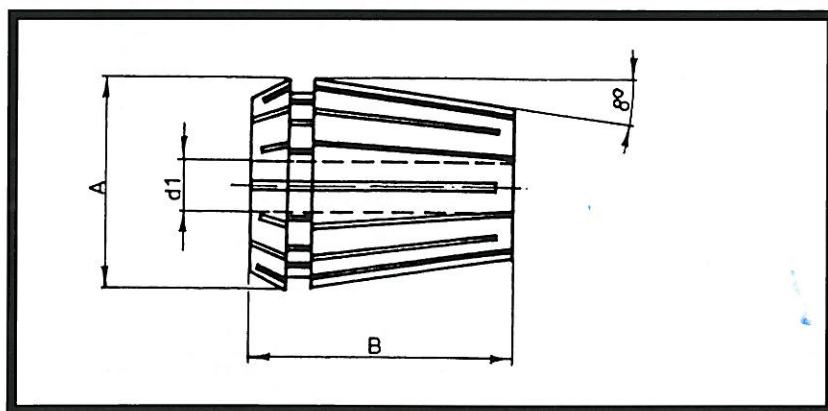


Cut-Off Blade Holder— Form D5



PART NUMBER	D1	H1	H2	H3	H4	L1	L2
CNC86 45.3025	30	21	25	40	80	34	42.5
CNC86 45.4032	40	25	32	40	80	34	42.5

Collet – Form ER



PART NUMBER	d, in	d, mm	A	B	Increments mm
ER16	1/32-3/8	.5-10	17	27	1
ER20	1/16-1/2	1-12	21	31	1
ER25	1/16-5/8	1-16	26	35	1
ER32	3/32-3/4	2-20	33	40	1
ER40	1/8-1	3-25	41	46	1
ER50	7/16-1 1/16	10-34	52	60	2

We Now Repair Driven VDI Tooling Guaranteed!

Superior Design/Premium Quality

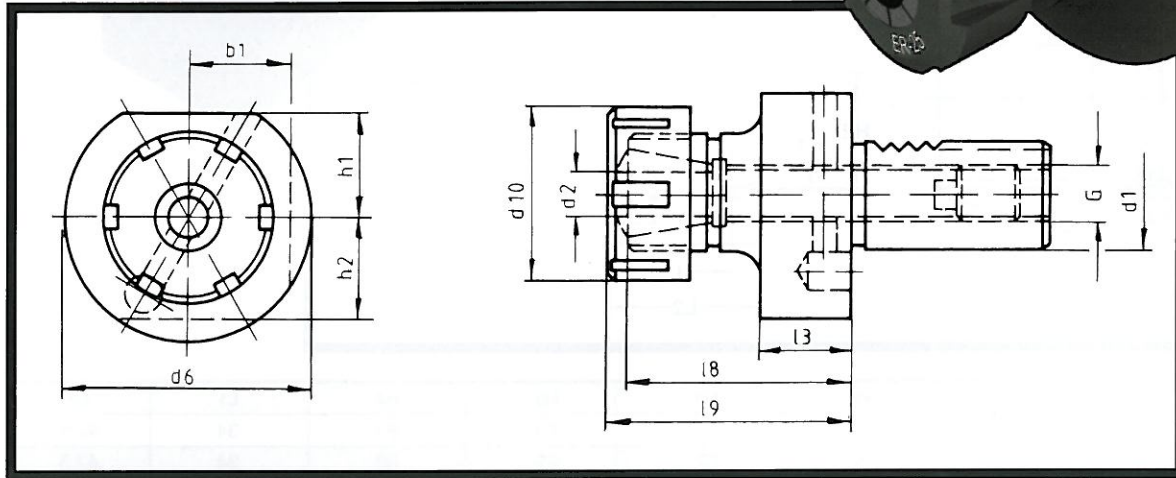


VDI: DIN 69880



Collet Chuck – Form E3

ER & RDO Style



VDI: DIN 69880

PART NUMBER	d ₁	d ₂ in	d ₂ mm	d ₆	d ₁₀	b ₁	L ₃	L ₆	L ₉	h ₁	h ₂	G	COLLET TYPE
CNC86 53.1616	16	1/32-3/8	1/2-10	40	28		13	30	40	18	18	5/16-24	ER16
CNC86 53.1620	16	1/32-9/16	1-12	40	34		13	33	45	18	18	5/16-24	ER20
CNC86 53.2016	20	1/32-3/8	1/2-10	50	28		18	30	40	23	23	3/8-24	ER16
CNC86 53.2025	20	1/32-5/8	1-16	50	42		18	38	50	23	23	3/8-24	ER25
CNC86 53.2032	20	1/16-3/4	2-20	50	50		18	48	60	23	23	3/8-24	ER32
CNC86 53.2040	20	3/32-1 1/32	3-25	50	63		18	52	66	23	23	3/8-24	ER40
CNC86 53.2525	25	1/32-5/8	1-16	58	42		18	38	50	25	25	3/8-24	ER25
CNC86 53.2532	25	1/16-3/4	2-20	58	50		18	48	60	25	25	3/8-24	ER32
CNC86 53.3025	30	1/32-5/8	1-16	68	42	30	22	63	75	28	30	5/8-18	ER25
CNC86 53.3032	30	1/16-3/4	2-20	68	50	30	22	63	75	28	30	5/8-18	ER32
CNC86 53.3040	30	3/32-1 1/32	3-25	68	63	30	22	61	75	28	30	5/8-18	ER40
CNC86 53.4025	40	1/32-5/8	1-16	83	42		22	63	75	32.5		5/8-18	ER25
CNC86 53.4032	40	1/16-3/4	2-20	83	50		22	63	75	32.5		5/8-18	ER32
CNC86 53.4040	40	3/32-1 1/32	3-25	83	63		22	61	75	32.5		5/8-18	ER40
CNC86 53.5040	50	3/32-1 1/32	3-25	98	63		30	61	75	35		5/8-18	ER40
CNC86 53.6040	60	3/32-1 1/32	3-25	123	63		30	61	75	42.5		5/8-18	ER40
CNC86 53.20415	20	1/16-5/8	1 1/2-16	50	43		18	43	57	23	23	5/8-18	EX25
CNC86 53.25415	25	1/16-5/8	1 1/2-16	58	43		18	48	62	25	25	5/8-18	EX25
CNC86 53.30415	30	1/16-5/8	1 1/2-16	68	43	30	22	47	57	28	30	5/8-18	EX25
CNC86 53.30462	30	1/16-1	1 1/2-25	68	60		22	59	75	28	30	5/8-18	EX32
CNC86 53.40415	40	1/16-5/8	1 1/2-16	83	43	30	22	43	57	32.5		5/8-18	EX25
CNC86 53.40462	40	1/16-1	1 1/2-25	83	60	30	22	59	75	32.5		5/8-18	EX32
CNC86 53.40467	40	1/8-1 1/4	3 1/2-32	83	72		30	78	90	32.5		5/8-18	EX40
CNC86 53.50462	50	1/16-1	1 1/2-25	98	60		30	59	75	35		5/8-18	EX32
CNC86 53.50467	50	1/8-1 1/4	3 1/2-32	98	72		30	78	90	35		5/8-18	EX40
CNC86 53.60467	60	1/8-1 1/4	3 1/2-32	123	72		30	78	90	42.5		5/8-18	EX40

We Now Repair Driven VDI Tooling Guaranteed!



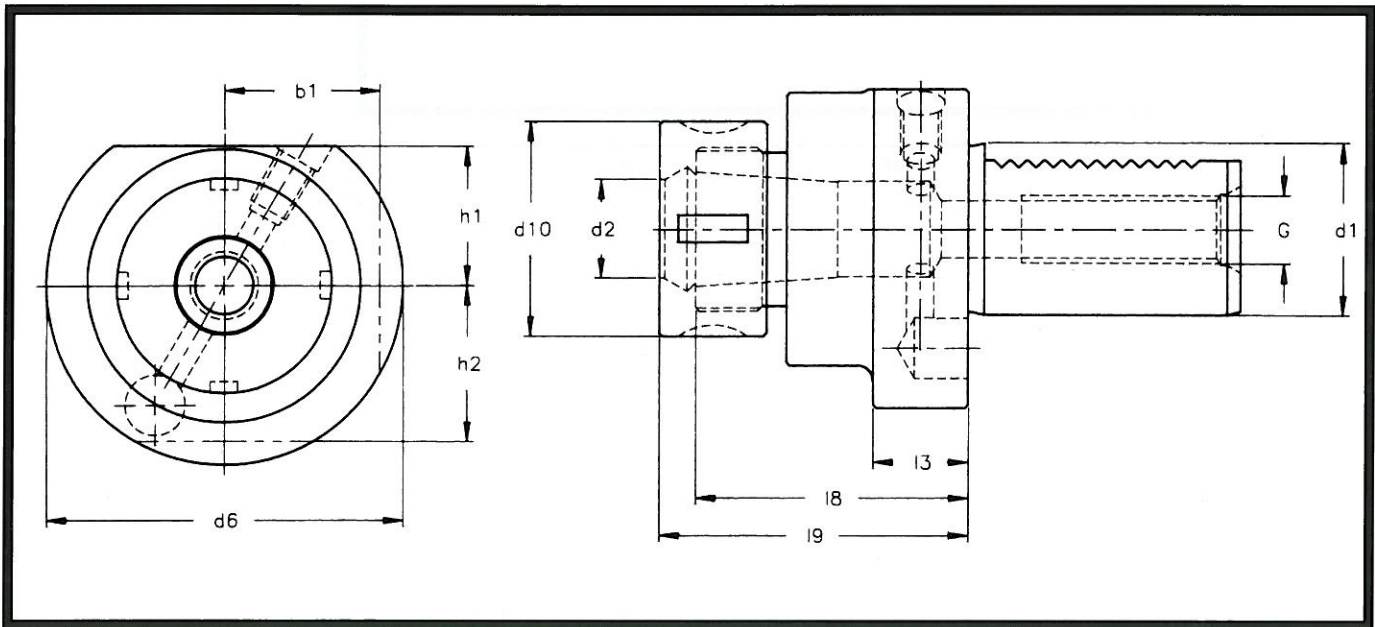


Collet Chuck – Form E3

TG75 and TG100 Style



VDI: DIN 69880



PART NUMBER	d ₁	d ₂ inch	d ₆	d ₁₀	b ₁	L ₃	L ₆	L ₉	h ₁	h ₂	g	COLLET TYPE
CNC86 53.3075TG	30	3/64-3/4	68	50	30	22	63	77.4	28	30	5/8-18	75TG
CNC86 53.30100TG	30	3/32-1	68	60	30	22	63	82.1	28	30	5/8-18	100TG
CNC86 53.4075TG	40	3/64-3/4	83	50		22	63	77.4	32.5		5/8-18	75TG
CNC86 53.40100TG	40	3/32-1	83	60		22	63	82.1	32.5		5/8-18	100TG
CNC86 53.5075TG	50	3/64-3/4	98	50		30	71	77.4	35		5/8-18	75TG
CNC86 53.50100TG	50	3/32-1	98	60		30	71	82.1	35		5/8-18	100TG
CNC86 53.6075TG	60	3/64-3/4	123	50		30	71	77.4	42.5		5/8-18	75TG
CNC86 53.60100TG	60	3/32-1	123	60		30	71	82.1	42.5		5/8-18	100TG
CNC86 53.8075TG	80	3/64-3/4	158	50		40	63	77.4	55		5/8-18	75TG
CNC86 53.80100TG	80	3/32-1	158	60		40	63	82.1	55		5/8-18	100TG

We Now Repair Driven VDI Tooling Guaranteed!

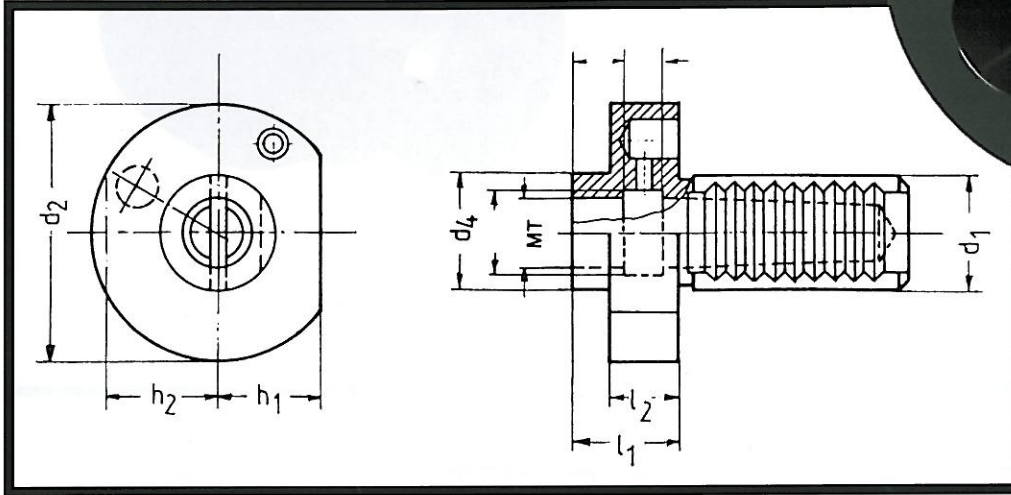
Superior Design/Premium Quality





Morse Taper VDI

VDI: DIN 69880



PART NUMBER	d ₁	MT	d ₂	d ₄	h ₁	h ₂	L ₁	L ₂
CNC86 71.2010	20	1	50		23	23	23	
CNC86 71.2510	25	1	58		25	25	23	
CNC86 71.2520	25	2	58		25	25	27	
CNC86 71.3010	30	1	68		28	30	27	
CNC86 71.3020	30	2	68		28	30	27	
CNC86 71.3030	30	3	68		28	30	70	
CNC86 71.4010	40	1	83	55	32.5		36	22
CNC86 71.4020	40	2	83	55	32.5		36	22
CNC86 71.4030	40	3	83	62	32.5		36	22
CNC86 71.4040	40	4	83	68	32.5		80	22
CNC86 71.5020	50	2	98	59	35		36	30
CNC86 71.5030	50	3	98	62	35		36	30
CNC86 71.5040	50	4	98	69	35		50	30
CNC86 71.6020	60	2	123	58	42.5		36	30
CNC86 71.6030	60	3	123	58	42.5		36	30
CNC86 71.6040	60	4	123	68	42.5		50	30
CNC86 71.6050	60	5	123	98	42.5		63	30
CNC86 71.8040	80	4	158	68	55		50	40
CNC86 71.8050	80	5	158	98	55		50	40
CNC86 71.3020T	30	2	68		28	30	37	
CNC86 71.3030T	30	3	68		28	30	70	
CNC86 71.4020T	40	2	83	55	32.5		46	22
CNC86 71.4030T	40	3	83	62	32.5		56	22
CNC86 71.4040T	40	4	83	68	32.5		92	22
CNC86 71.5020T	50	2	98	59	35		46	30
CNC86 71.5030T	50	3	98	62	35		46	30
CNC86 71.5040T	50	4	98	69	35		62	30
CNC86 71.6020T	60	2	98	58	42.5		46	30
CNC86 71.6030T	60	3	98	58	42.5		46	30
CNC86 71.6040T	60	4	123	68	42.5		62	30

Form "T" has Tang enclosed

We Now Repair Driven VDI Tooling Guaranteed!





Interchangeable Head VDI

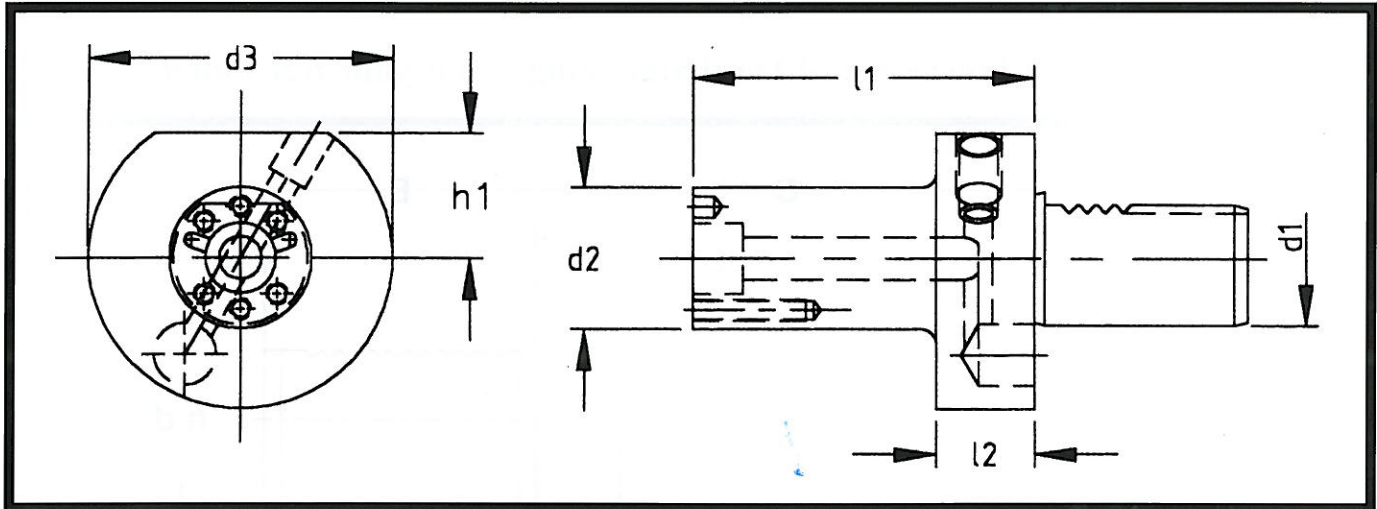
Our new line of Interchangeable Head Boring System VDI Toolholders are designed to fit your Kennametal Bolt-on Boring Heads. The DIN 69 880 VDI Toolholder will accept a Kennametal style LP-series Boring Head with internal coolant capabilities.

These toolholders are designed to increase your productivity in boring applications and maintain higher quality surface finishes as a result of a more statically stable tool.

Eliminates a joint in tool set-ups which have been known to show performance increases up to 20% to 30%.



VDI: DIN 69880



PART NUMBER	d ₁	d ₂ inch	d ₃	L ₁	L ₂	h ₁
CNC86 58.3032-3	30	1/4	68	75	22	28
CNC86 58.3032-4	30	1/4	68	100	22	28
CNC86 58.3032-5	30	1/4	68	125	22	28
CNC86 58.3040-3	30	1/2	68	75	22	28
CNC86 58.3040-4	30	1/2	68	100	22	28
CNC86 58.3040-5	30	1/2	68	125	22	28
CNC86 58.4032-3	40	1/4	83	75	22	31
CNC86 58.4032-4	40	1/4	83	100	22	31
CNC86 58.4032-5	40	1/4	83	125	22	31

PART NUMBER	d ₁	d ₂ inch	d ₃	L ₁	L ₂	h ₁
CNC86 58.4040-3	40	1/2	83	75	22	31
CNC86 58.4040-4	40	1/2	83	100	22	31
CNC86 58.4040-5	40	1/2	83	125	22	31
CNC86 58.5032-3	50	1/4	98	75	30	35
CNC86 58.5032-4	50	1/4	98	100	30	35
CNC86 58.5032-5	50	1/4	98	125	30	35
CNC86 58.5040-3	50	1/2	98	75	30	35
CNC86 58.5040-4	50	1/2	98	100	30	35
CNC86 58.5040-5	50	1/2	98	125	30	35

We Now Repair Driven VDI Tooling Guaranteed!

Superior Design/Premium Quality





VDI: DIN 69880

VDI BAR PULLER

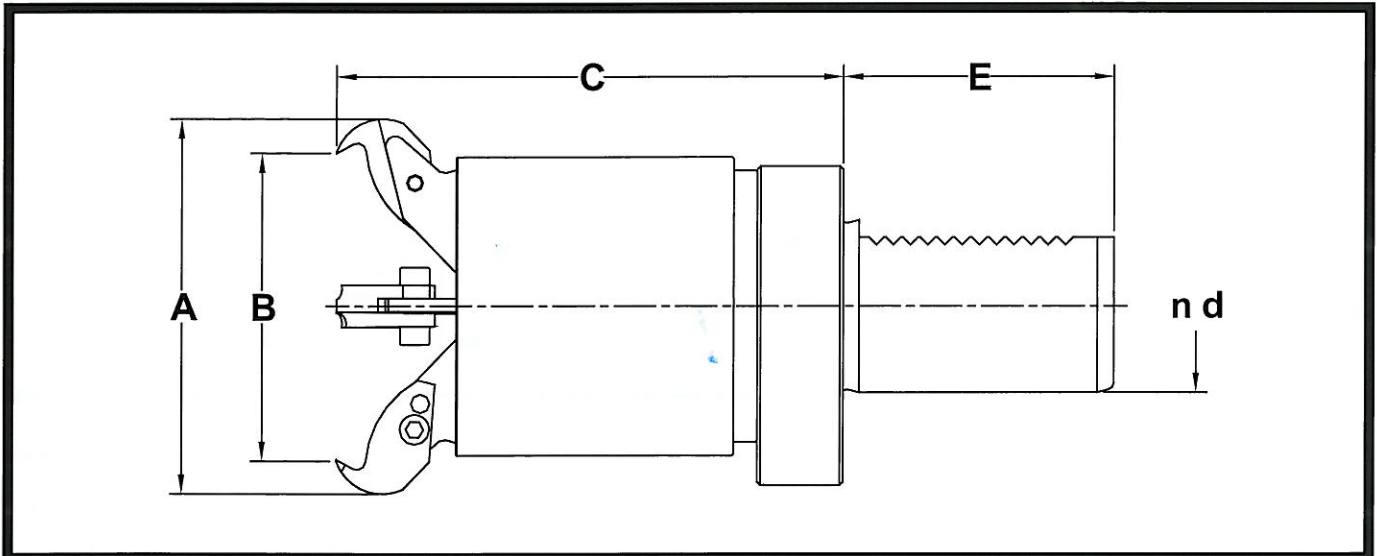
Bar Pullers to fit your DIN 69880 VDI 30MM and 40MM Turret and allow you the flexibility to hold a Variety of Shapes and Diameters of Material: Flat, Hex, Square and Round.



Why use a Bar Puller?

- They provide a simple and inexpensive method for automating any CNC Lathe.
- Costs far less than a bar feed.
- Bar Pullers don't take up valuable Floor Space.
- They are Easy to Set up and use-no electrical interface required.
- Maintenance-Free Operation.
- They can be easily moved from one machine to another.
- A wide gripping range is obtained from a very compact design.
- **Gripping Range:** 1/8" to 3 1/8" Diameter.

Included for Free: a Set of Hard Steel Fingers for your Bar Puller



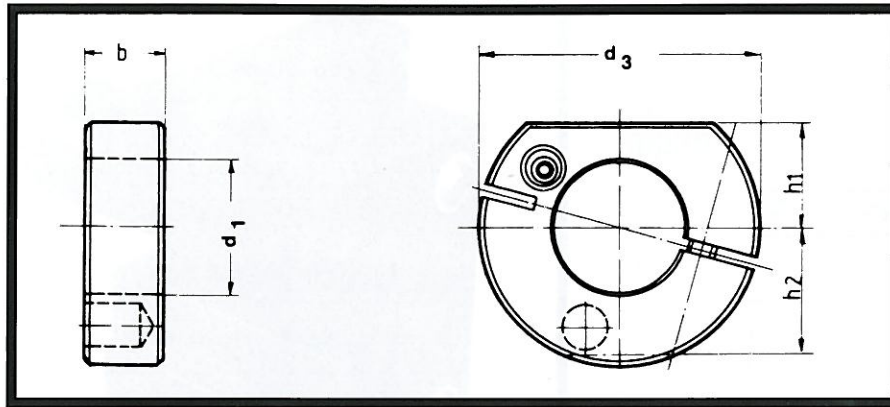
PART NUMBER	D	A	B	C	E
BP85.30	30mm	100	1/8 - 3-1/8	114	55
BP85.40	40mm	100	1/8 - 3-1/8	118	63





Clamping Ring – Form Z1

Internal Coolant

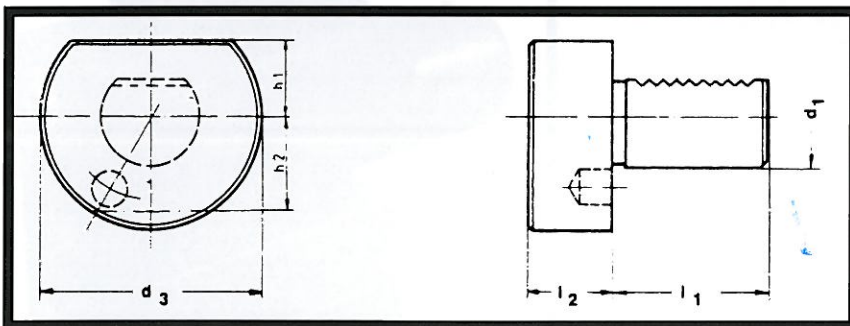


PART NUMBER	d ₂ inch	d ₂ metric	d ₃	b	h ₁	h ₂
CNC86 63.5020	¾	20	50	15	23	23
CNC86 63.5825	1	25	58	16	25	25
CNC86 63.6830	1¼	32	68	20	28	30
CNC86 63.8340	1½	40	83	22	32.5	
CNC86 63.9850	2	50	98	30	35	
CNC86 63.12360	2¼	60	123	30	42.5	
CNC86 63.15880	3	80	158	40	55	

Plug – Form Z2

Steel or Plastic

Protect your Turret from Chips!



PART NUMBER	d ₁	d ₃	h ₁	h ₂	L ₁	L ₂
CNC86 82.1640S	16	40	18	18	32	13
CNC86 82.1640P	16	40	18	18	32	13
CNC86 82.2050S	20	50	23	23	40	16
CNC86 82.2050P	20	50	23	23	40	16
CNC86 82.2558S	25	58	25	25	48	16
CNC86 82.2558P	25	58	25	25	48	16
CNC86 82.3068S	30	68	28	30	55	16
CNC86 82.3068P	30	68	28	30	55	16

PART NUMBER	d ₁	d ₃	h ₁	h ₂	L ₁	L ₂
CNC86 82.4083S	40	83	32.5		63	20
CNC86 82.4083P	40	83	32.5		63	20
CNC86 82.5098S	50	98	35		78	20
CNC86 82.5098P	50	98	35		78	20
CNC86 82.60123S	60	123	42.5		94	20
CNC86 82.60123P	60	123	42.5		94	20
CNC86 82.80158S	80	158	55		124	20
CNC86 82.80158P	80	158	55		124	20

VDI: DIN 69880

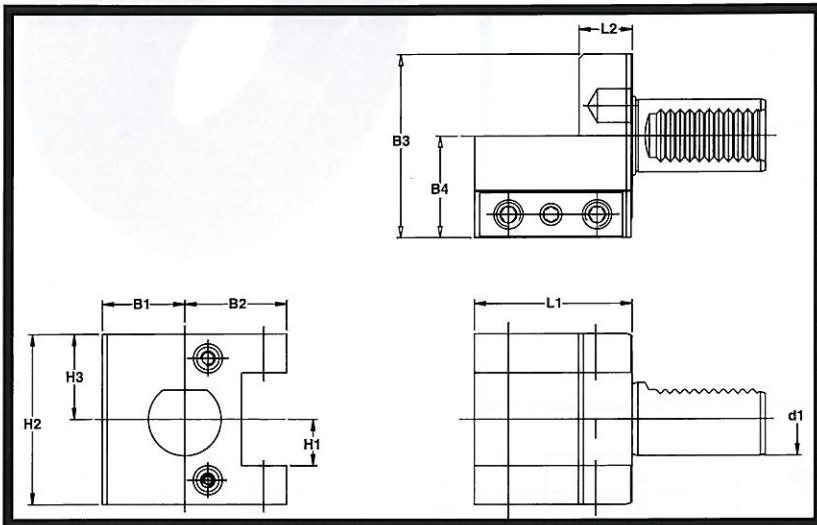




PERIPHERAL VDI

PM Facing Holder - Form C1

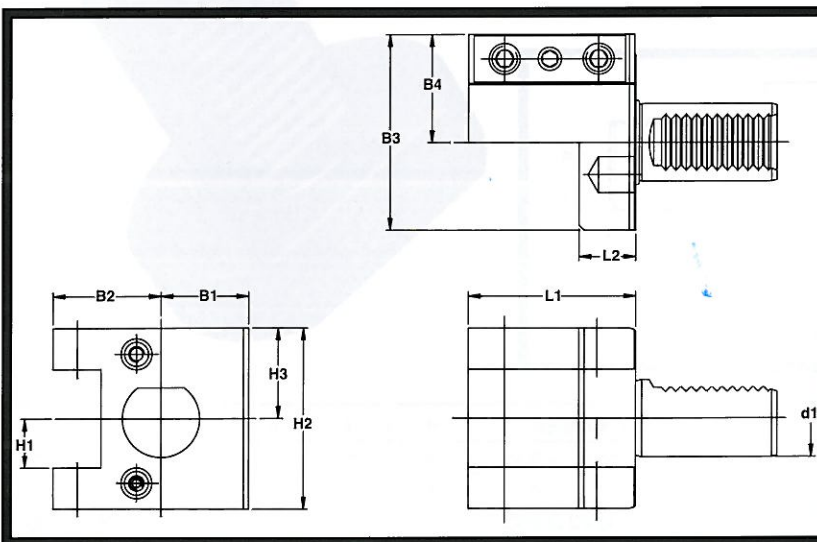
Right Hand Peripheral Mounted VDI



PART NUMBER	d ₁	B ₁	B ₂	B ₃	B ₄	H ₁	H ₂	H ₃	L ₁	L ₂
PM31.3020L	30	34	42	76	42	3/4	70	35	65	22
PM31.3020S	30	34	42	76	42	3/4	70	35	45	22
PM31.4025L	40	42.5	50	92.5	50	1	96	48	85	30
PM31.4025S	40	42.5	50	92.5	50	1	96	48	70	30

PM Facing Holder - Form C2

Left Hand Peripheral Mounted VDI



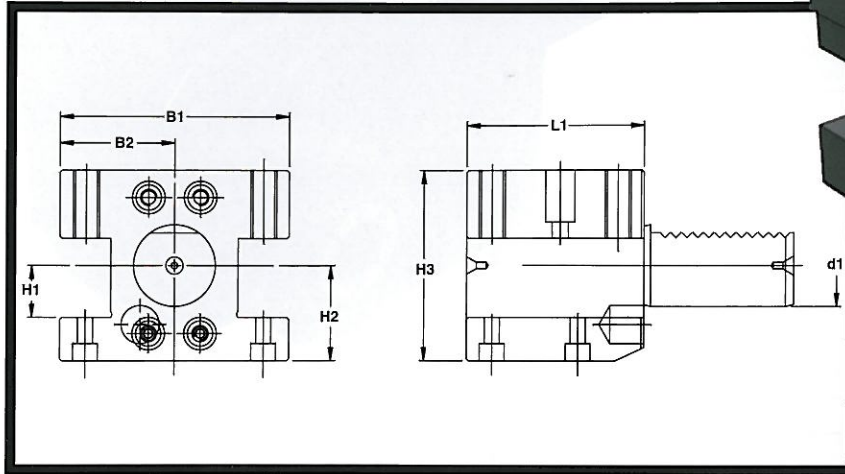

PART NUMBER	d ₁	B ₁	B ₂	B ₃	B ₄	H ₁	H ₂	H ₃	L ₁	L ₂
PM32.3020L	30	34	42	76	42	3/4	70	35	65	22
PM32.3020S	30	34	42	76	42	3/4	70	35	45	22
PM32.4025L	40	42.5	50	92.5	50	1	96	48	85	30
PM32.4025S	40	42.5	50	92.5	50	1	96	48	70	30





PM Double Square - Form D1

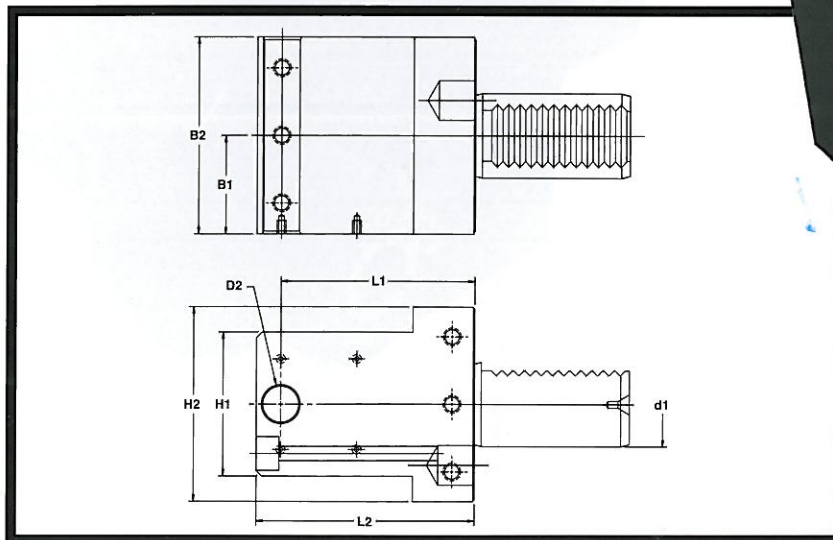

OD Holder Peripheral Mounted VDI



PART NUMBER	d ₁	B ₁	B ₂	H ₁	H ₂	H ₃	L ₁
PM41.3020	30	84	42	3/4	35	75	65
PM41.4025	40	120	60	1	48	96	85

PM Y-Axis Drill Holder

Peripheral Mounted VDI



PART NUMBER	d ₁	D ₂	B ₁	B ₂	H ₁	H ₂	L ₁	L ₂
PM59.3012D	30	1/2	35	70	51	69	69	77.7
PM59.4012D	40	1/2	42.5	85	75	96	78	103


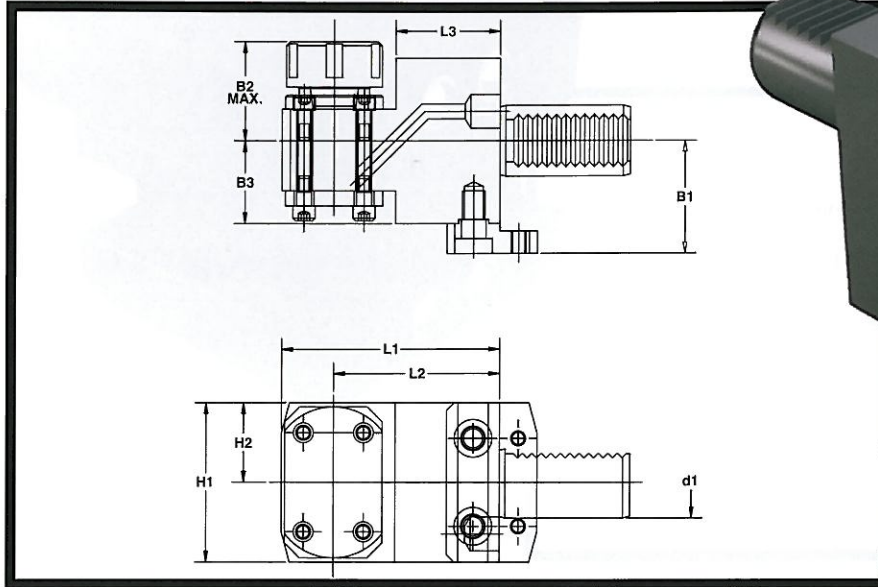
PERIPHERAL VDI





PM Collet Chuck

ER Style Right Hand Peripheral Mounted VDI

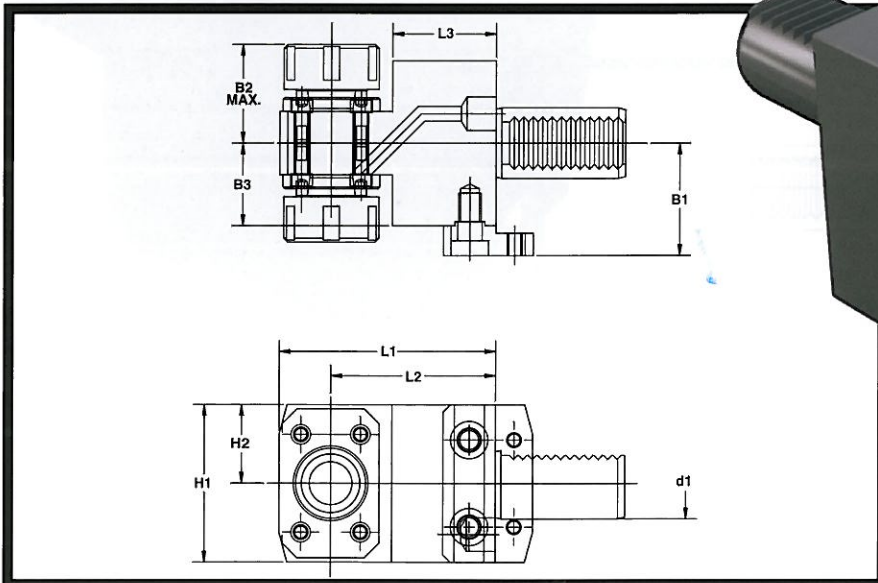


PERIPHERAL VDI

PART NUMBER	d ₁	B ₁	B ₂	B ₃	H ₁	H ₂	L ₁	L ₂	L ₃
PM53.3025ER	30	53	50.5	35	67	33.5	92	70	44
PM53.4032ER	40	72	57	42.5	96	48	125	100	65

PM Collet Chuck Double

ER Style Double Two Sided




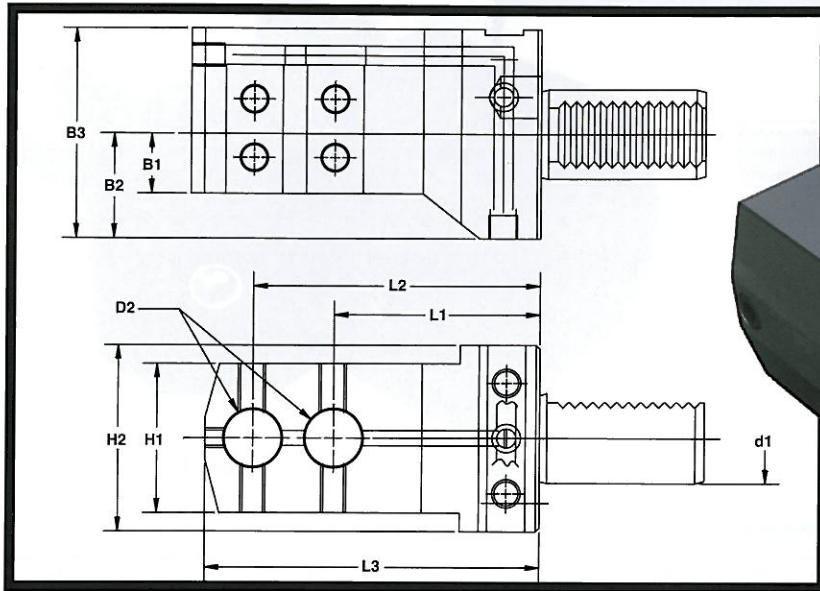
PART NUMBER	d ₁	B ₁	B ₂	B ₃	H ₁	H ₂	L ₁	L ₂	L ₃
PM93.3025ER	30	53	50.5	35	67	33.5	92	70	44
PM93.4032ER	40	72	57	42.5	96	48	125	100	65





PM Double ID Boring Bar Holder

Right Hand Peripheral Mounted VDI

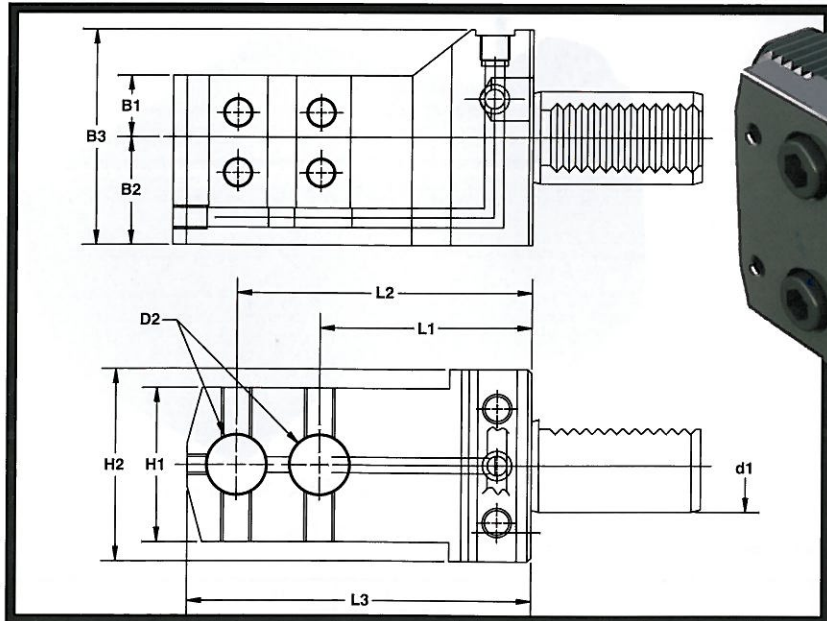


- More ID's Available
- More L1 & L2 Sizes Available

PART NUMBER	d ₁	D ₂	B ₁	B ₂	B ₃	H ₁	H ₂	L ₁	L ₂	L ₃
PM91.3020R	30	¾	20	35	70	50	62	69	96	112
PM91.4025R	40	1	40	39	89	75	85	75	140	179

PM Double ID Boring Bar Holder

Left Hand Peripheral Mounted VDI



- More ID's Available
- More L1 & L2 Sizes Available

PART NUMBER	d ₁	D ₂	B ₁	B ₂	B ₃	H ₁	H ₂	L ₁	L ₂	L ₃
PM91.3020L	30	¾	20	35	70	50	62	69	96	112
PM91.4025L	40	1	40	39	89	75	85	75	140	179


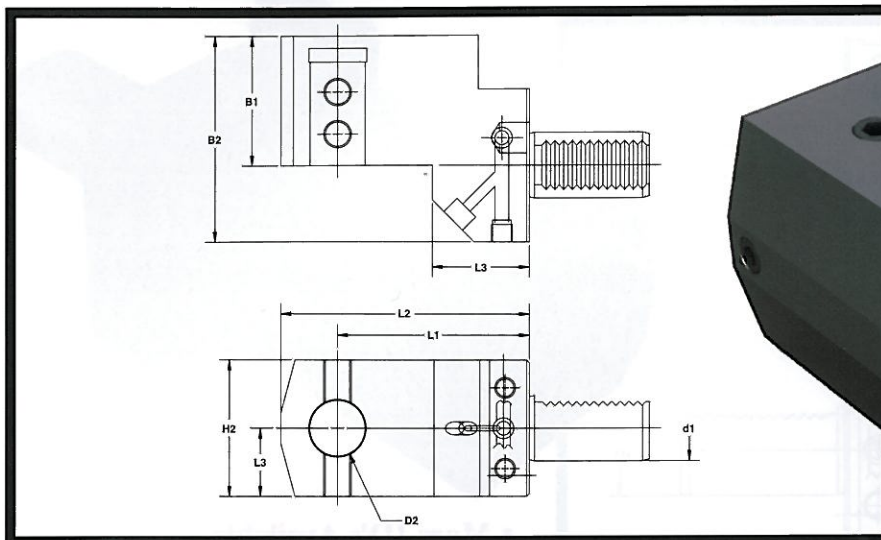
PERIPHERAL VDI





PM Offset ID Boring Bar Holder

Right Hand Peripheral Mounted VDI


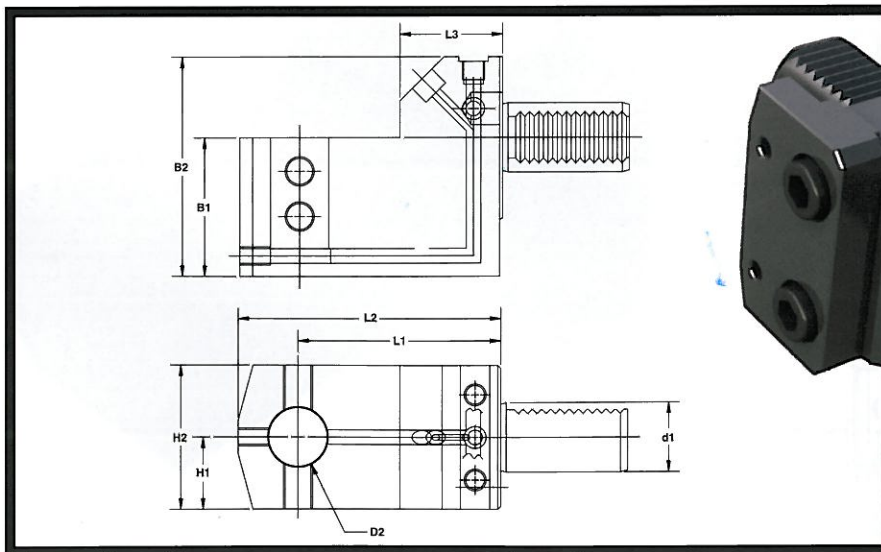


- More ID's Available
- More L1 Sizes Available

PART NUMBER	d ₁	D ₂	B ₁	B ₂	B ₃	H ₁	H ₂	L ₁	L ₂
PM56.3025RL	30	1	60	95	60	31	62	88	114
PM56.3025RS	30	1	60	95	60	31	62	70	96
PM56.4032RL	40	1¼	63	100	50	43	86	105	135
PM56.4032RS	40	1¼	63	100	50	43	86	85	115

PM Offset ID Boring Bar Holder

Left Hand Peripheral Mounted VDI



- More ID's Available
- More L1 Sizes Available

PART NUMBER	d ₁	D ₂	B ₁	B ₂	B ₃	H ₁	H ₂	L ₁	L ₂
PM56.3025LL	30	1	60	95	60	31	62	88	114
PM56.3025LS	30	1	60	95	60	31	62	70	96
PM56.4032LL	40	1¼	63	100	50	43	86	105	135
PM56.4032LS	40	1¼	63	100	50	43	86	85	115

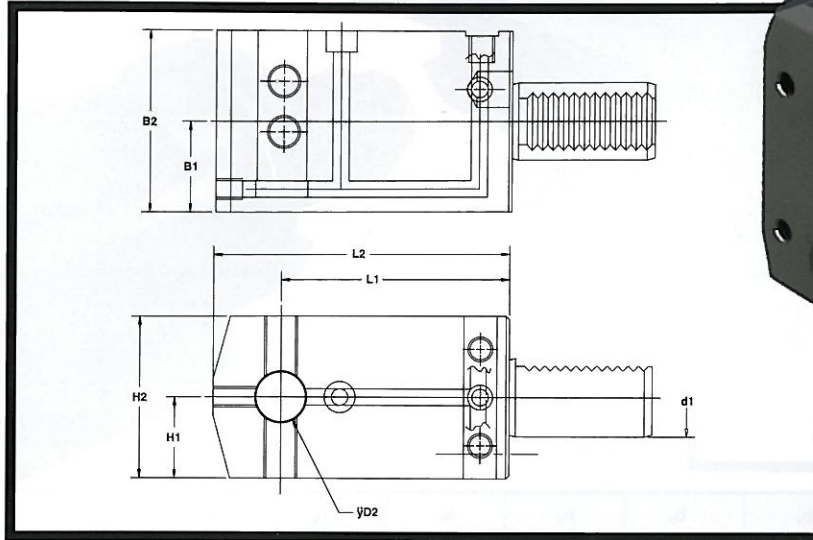
PERIPHERAL VDI





PM Straight ID Boring Bar Holder


Left Hand Peripheral Mounted VDI



- More ID's Available
- More L1 Sizes Available

PART NUMBER	d ₁	D ₂	B ₁	B ₂	H ₁	H ₂	L ₁	L ₂
PM52.3020LL	30	3/4	35	70	31	62	88	114
PM52.3020LS	30	3/4	35	70	31	62	69	95
PM52.4025LL	40	1	43	86	42.5	85	140	179
PM52.4025LS	40	1	43	86	42.5	85	110	149

NEW CNC LATHE STYLE OILY



Use your CNC Lathe to Automatically Inject Coolant into the Bore Hole on your workpiece.

Never Manually Lubricate another workpiece again.

Uses Standard Cutting Oil.

Two Styles of Tips Provided.

When the Injector Tip is pressed against the opening of the drilled hole; a small amount of cutting oil will be dispersed. The distance of the push determines the volume. See Page J2 for more information.

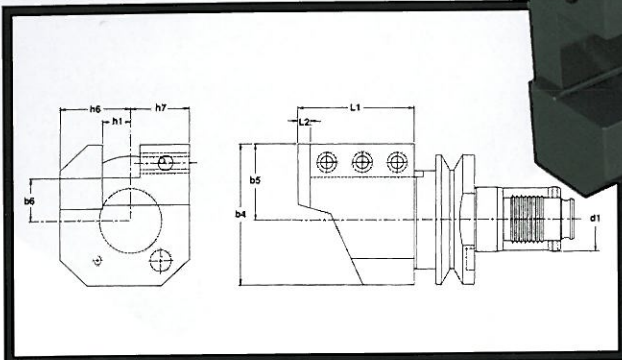




Mazak Integrex Style Turning Toolholder

Right-Hand & Left-Hand –
Form MC1 & MC2

For Mazak Integrex 50Y
and 70Y Machines



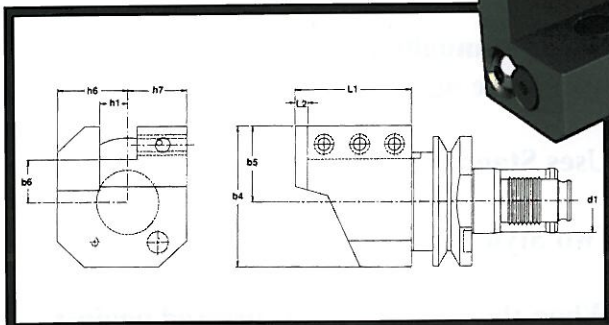
• More Styles Available:
Everything in B Section of
Catalog available In Mazak
Integrex Style as a Standard.

PART NUMBER	d ₁	b ₄	b ₅	b ₆	h ₁	h ₆	h ₇	L ₁	L ₂
CNC86 M31.5025R (Top)	50	107	57	31.8	1	50	29	135	10
CNC86 M31.6032R (Top)	60	122	72	40	1¼	56	335	155	10
CNC86 M32.5025L (Bottom)	50	107	57	31.8	1	50	29	135	10
CNC86 M32.6032L (Bottom)	60	122	72	40	1¼	56	335	155	10

Mazak Integrex Style Turning Toolholder

Inverted – Form MC3
& MC4

For Mazak Integrex 50Y
and 70Y Machines



• More Styles Available:
Everything in B Section of
Catalog available In Mazak
Integrex Style as a Standard.

PART NUMBER	d ₁	b ₄	b ₅	b ₆	h ₁	h ₆	h ₇	L ₁	L ₂
CNC86 M33.5025R (Top)	50	107	57	31.8	1	50	29	135	10
CNC86 M33.6032R (Top)	60	122	72	40	1¼	56	335	155	10
CNC86 M34.5025L (Bottom)	50	107	57	31.8	1	50	29	135	10
CNC86 M34.6032L (Bottom)	60	122	72	40	1¼	56	335	155	10

Please note: All Standard VDI from "B" section available in MZK Style for Mazak Machines.

MAZAK

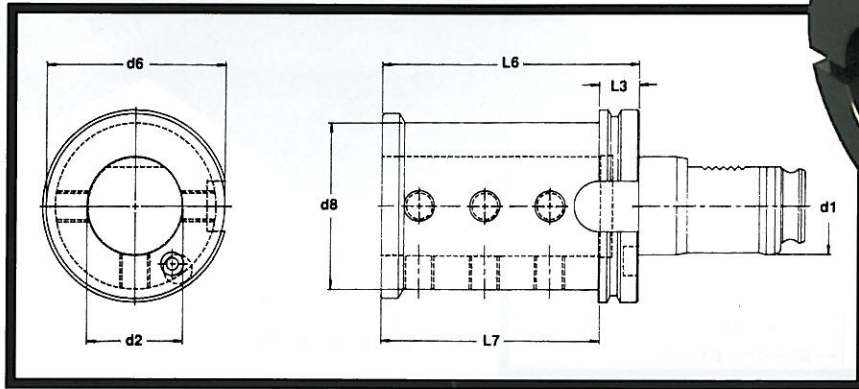




Mazak Integrex Style Boring Bar Holder

Single External Coolant Flow –
Form ME4

For Mazak Integrex 50Y and 70Y Machines



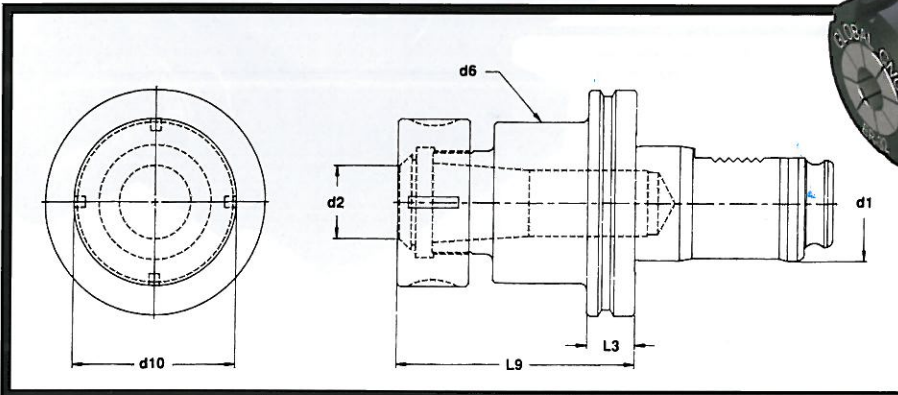
• More Styles Available:
Everything in B Section of
Catalog available In Mazak
Integrex Style as a Standard.

PART NUMBER	d ₁	d ₂	d ₆	d ₈	L ₃	L ₆	L ₇
CNC86 M54.5050	50	2	95.5	85	21	135	115
CNC86 M54.6050	60	2	120	98	25	128	112

Mazak Integrex Style Collet Chuck

ER32 or TG100 – Form ME3

For Mazak Integrex 50Y and 70Y Machines



• More Styles Available:
Everything in B Section of
Catalog available In Mazak
Integrex Style as a Standard.

PART NUMBER	d ₁	COLLET	d ₂	d ₆	d ₁₀	L ₃	L ₉
CNC86 M53.5032	50	ER32	2-20	70	50	21	106.5
CNC86 M53.6032	60	ER32	2-20	70	50	21	106.5
CNC86 M53.50100TG	50	100TG	2-25	70	60	21	112
CNC86 M53.60100TG	60	100TG	2-25	70	60	32	112

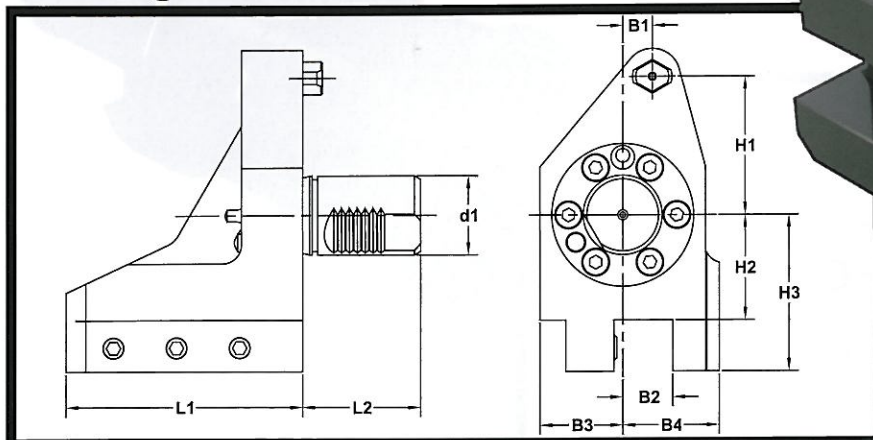
Please note: All Standard VDI from "B" section available in MZK Style for Mazak Machines.





Mazak SQT Style Forward Turning Toolholder

3/4" or 1" OD Holder
Form SQT-C1



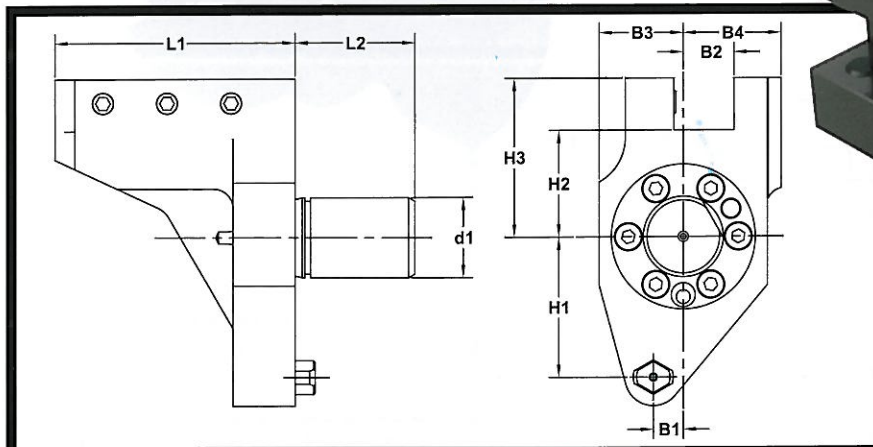
• SQT28 & Multiplex VDI
Also Available

PART NUMBER	D1	B1	B2	B3	B4	L1	L2	H1	H2	H3
SQT31.1020	40	15	20	38	41	100	60	68	45	65
SQT31.1525	40	15	25	42	50	120	60	70	53	79

MAZAK

Mazak SQT Style Reverse Turning Toolholder

3/4" or 1" OD Holder
Form SQT-C2



• SQT28 & Multiplex VDI
Also Available


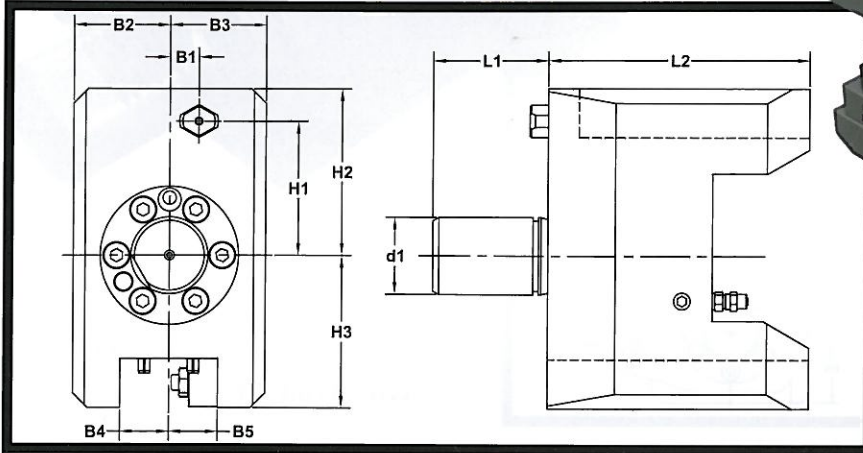
PART NUMBER	D1	B1	B2	B3	B4	L1	L2	H1	H2	H3
SQT32.1020	40	15	20	38	41	100	60	68	45	65
SQT32.1525	40	15	25	42	50	120	60	70	53	79





Mazak SQT Style Double Turning Toolholder

Dual 3/4" or 1" OD Toolholder
Form SQT-D1


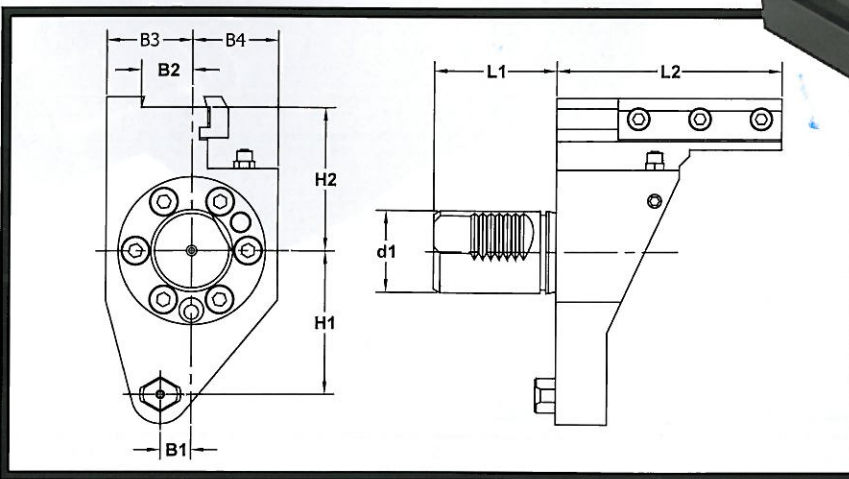


• SQT28 & Multiplex VDI
Also Available

PART NUMBER	D1	B2	B3	B4	B5	L1	L2	H1	H2	H3
SQT41.1020	40	45	45	20	20	60	103	68	85	65
SQT41.1525	40	50	50	25	25	60	136	70	87	79

Mazak SQT Style Cut-off Holder

Single Cut-off Blade
Turning Toolholder



• SQT28 & Multiplex VDI
Also Available

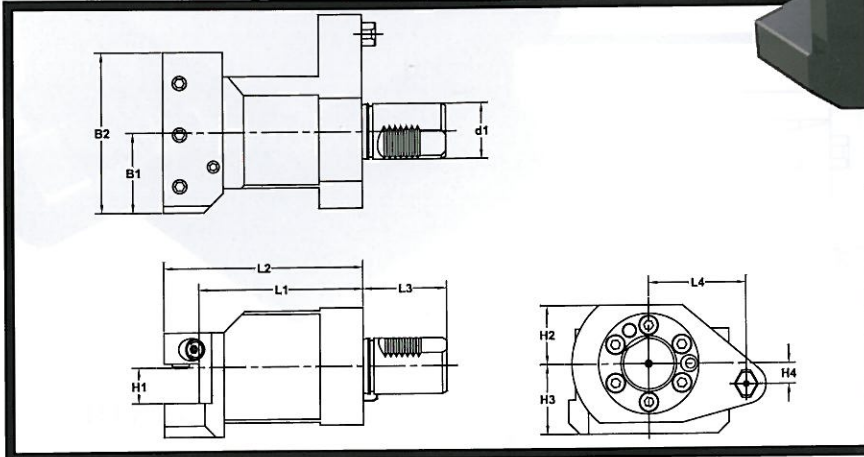
PART NUMBER	D1	B1	B2	B3	B4	L1	L2	H1	H2
SQT45.1020	40	15	21	38	38	60	92	68	62
SQT45.1525	40	15	25	42	42	60	110	70	75





Mazak SQT Style Facing Holder

Form SQT-B1



• SQT28 & Multiplex VDI Also Available

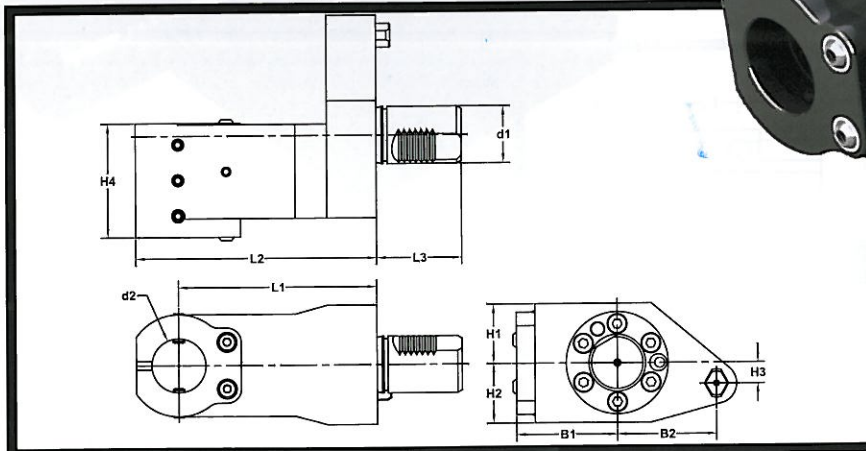
PART NUMBER	D1	B1	B2	L1	L2	L3	L4	H1	H2	H3
SQT21.1020	40	55	110	90	110	60	68	20	38	41
SQT21.1525	40	57.5	115	118	143	80	70	250	42	50

MAZAK

Mazak SQT Style Single Boring Bar Holder

Peripheral Mounted ID Holder Form SQT-E1

External Coolant; Offset



• SQT28 & Multiplex VDI Also Available

PART NUMBER	D1	D2	B1	B2	L1	L2	L3	H1	H2	H4
SQT51.1020	40	3/4	56	68	110	137	60	38	38	55
SQT51.1525	40	1-1/2	71	70	140	170	60	42	42	80

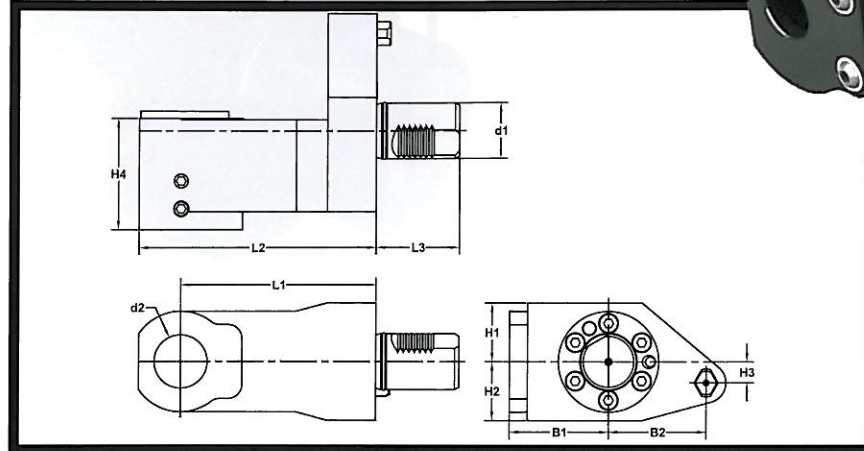




Mazak SQT Style Double Boring Bar Holder

Dual 3/4" or 1" ID Holder

Form SQT-I1

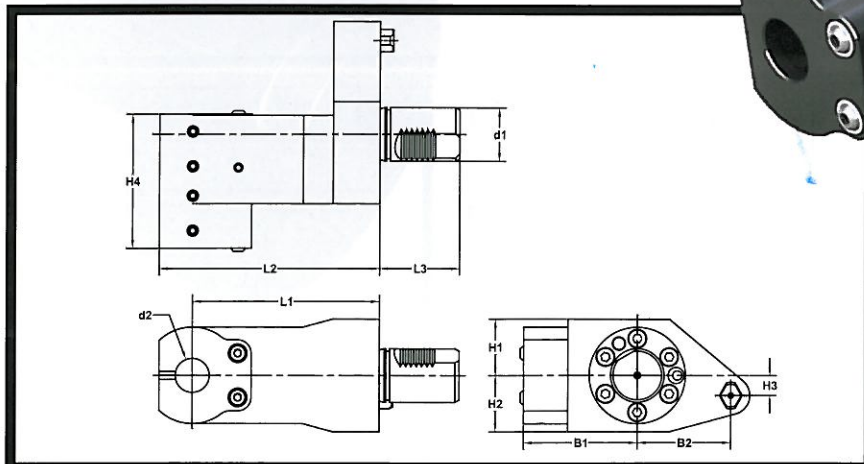


• SQT28 & Multiplex VDI
Also Available

PART NUMBER	D1	D2	B1	B2	L1	L2	L3	H1	H2	H4
SQT91.1020	40	20	60	68	110	137	60	38	38	70
SQT91.1525	40	25	85	70	140	165	60	42	42	100

Mazak SQT Style U-Drill Holder

Form SQT-E3



• SQT28 & Multiplex VDI
Also Available

PART NUMBER	D1	D2	B1	B2	L1	L2	L3	H1	H2	H4
SQT53.1020	40	32	50	68	110	137	60	38	38	65
SQT53.1525	40	40	71	70	140	170	60	42	42	80

MAZAK


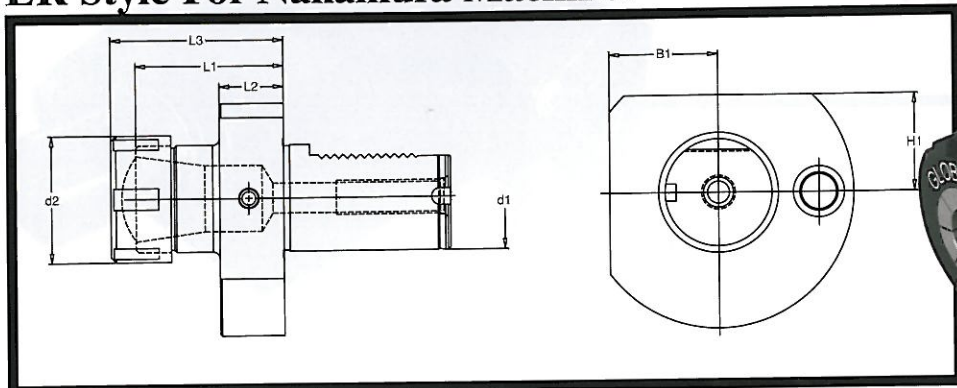




Nakamura Style Collet Chuck

More Styles Now Available!
Stocked in ALL styles shown
in "B" Section of catalog.

ER Style For Nakamura Machines

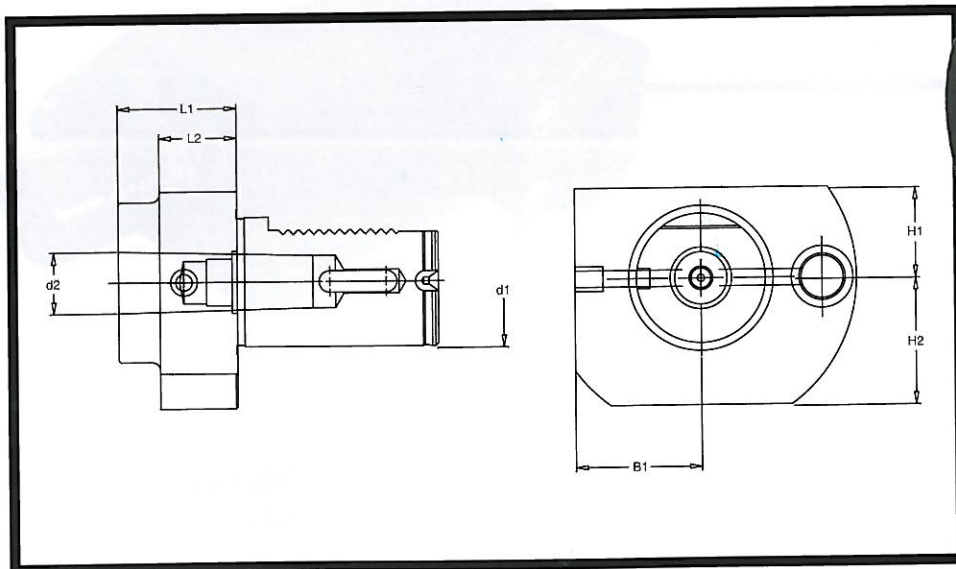


PART NUMBER	d ₁	d ₂	B ₁	H ₁	L ₁	L ₂	L ₃	COLLET TYPE
NK53.3025	30	42	50	45.5	69	22	81	ER25
NK53.3032	30	50	50	45.5	69	22	81	ER32
NK53.3040	30	63	50	45.5	69	22	81	ER40
NK53.4025	40	42	50	45.5	69	22	81	ER25
NK53.4032	40	50	50	45.5	69	22	81	ER32
NK53.4040	40	63	50	45.5	69	22	81	ER40
NK53.5040	50	63	50	45.5	69	30	81	ER40

NAKAMURA

Nakamura Style Morse Taper Adaptor

Nakamura Style VDI Shank and Locating Pin



PART NUMBER	d ₁	d ₂	B ₁	H ₁	H ₂	L ₁	L ₂
NK71.5030	50	#3 M.T.	50.6	35	49	46	30
NK71.5040	50	#4 M.T.	50.6	35	49	46	30

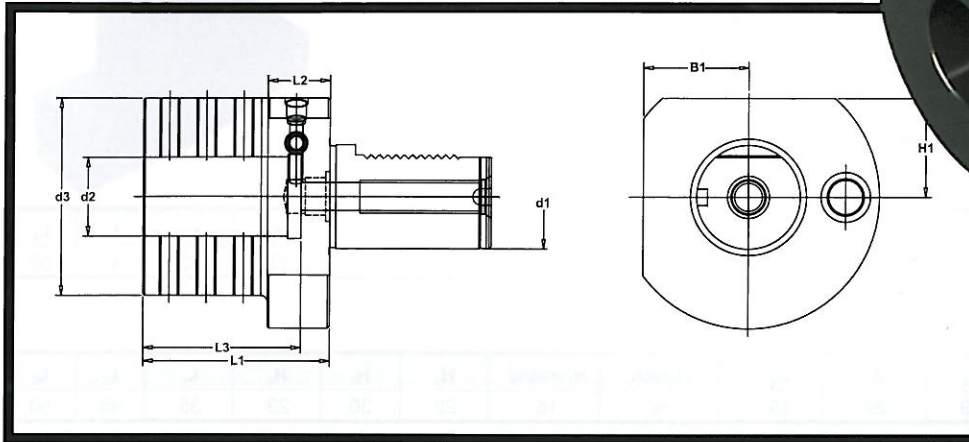




Nakamura Style Boring Bar Holder

More Styles Now Available!
Stocked in ALL styles shown
in "B" Section of catalog.

Dual External Coolant Flow



PART NUMBER	d ₁	d ₂ METRIC	d ₂ INCH	d ₃	B ₁	H ₁	L ₁	L ₂	L ₃
NK52.3010	30	10	3/8	85	—	45.5	90	30	76
NK52.3012	30	12	1/2	85	—	45.5	90	30	76
NK52.3020	30	20	3/4	95	50	47.6	90	30	76
NK52.3025	30	25	1	95	50	47.6	90	30	76
NK52.3032	30	32	1-1/4	95	50	47.6	90	30	76
NK52.3040	30	40	1-1/2	95	50	47.6	90	30	76
NK52.3045	30	45	1-3/4	95	50	47.6	90	30	76
NK52.3050	30	50	2	95	50	47.6	90	30	76
NK52.4010	40	10	3/8	85	—	45.5	90	30	76
NK52.4012	40	12	1/2	85	—	45.5	90	30	76
NK52.4020	40	20	3/4	95	50	47.6	90	30	76
NK52.4025	40	25	1	95	50	47.6	90	30	76
NK52.4032	40	32	1-1/4	95	50	47.6	90	30	76
NK52.4040	40	40	1-1/2	95	50	47.6	90	30	76
NK52.4045	40	45	1-3/4	95	50	47.6	90	30	76
NK52.4050	40	50	2	95	50	47.6	90	30	76
NK52.5010	50	10	3/8	85	—	45.5	90	30	76
NK52.5012	50	12	1/2	85	—	45.5	90	30	76
NK52.5020	50	20	3/4	95	50	47.6	90	30	76
NK52.5025	50	25	1	95	50	47.6	90	30	76
NK52.5032	50	32	1-1/4	95	50	47.6	90	30	76
NK52.5040	50	40	1-1/2	95	50	47.6	90	30	76
NK52.5045	50	45	1-3/4	95	50	47.6	90	30	76
NK52.5050	50	50	2	95	50	47.6	90	30	76

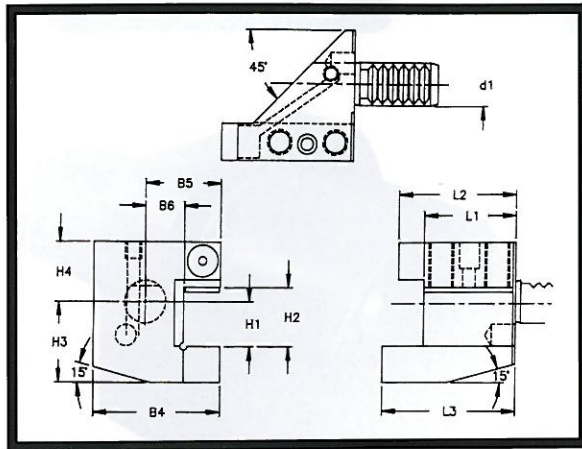
NAKAMURA





Single Square Toolholder

For Emco Maier 16mm VDI Shank Machines



RIGHT-HAND (TOP)


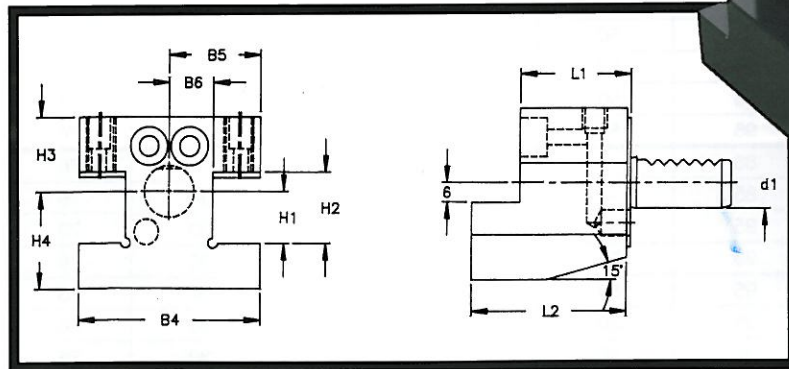
PART NUMBER	d ₁	B ₄	B ₅	B ₆	H ₁ inch	H ₁ metric	H ₂	H ₃	H ₄	L ₁	L ₂	L ₃
CNC86 E31.1616	16	49	29	15	5/8	16	22	30	23	35	45	50

LEFT-HAND (BOTTOM)

PART NUMBER	d ₁	B ₄	B ₅	B ₆	H ₁ inch	H ₁ metric	H ₂	H ₃	H ₄	L ₁	L ₂	L ₃
CNC86 E32.1616	16	49	29	15	5/8	16	22	30	23	35	45	50

Double Toolholder

For Emco Maier 16mm VDI Shank Machines



STANDARD (TOP)

PART NUMBER	d ₁	B ₄	B ₅	B ₆	H ₁ inch	H ₁ metric	H ₂	H ₃	H ₄	L ₁	L ₂
CNC86 E41.1616	16	58	29	15	5/8	16	22	23	30	35	50

INVERTED (BOTTOM)

PART NUMBER	d ₁	B ₄	B ₅	B ₆	H ₁ inch	H ₁ metric	H ₂	H ₃	H ₄	L ₁	L ₂
CNC86 E42.1616	16	58	29	15	5/8	16	22	23	30	35	50

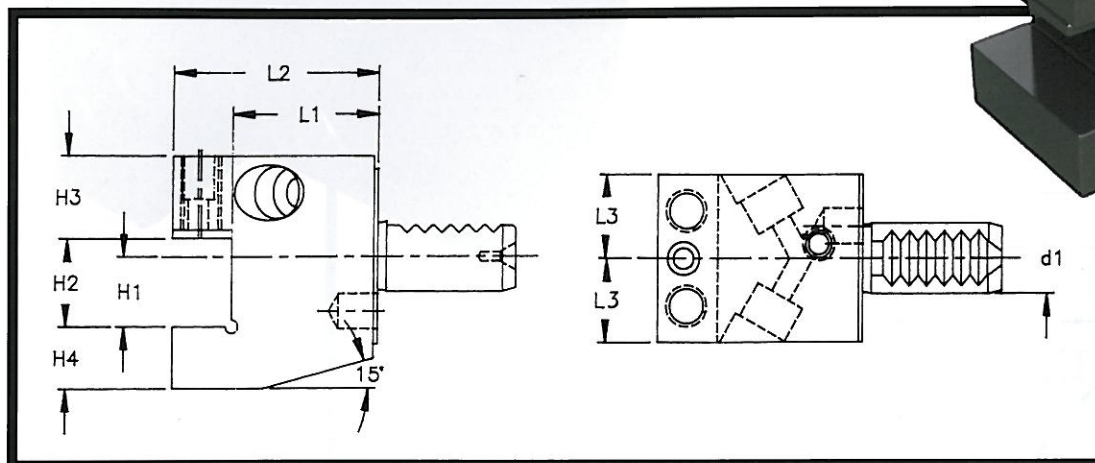
EMCO VDI





Radial Toolholder


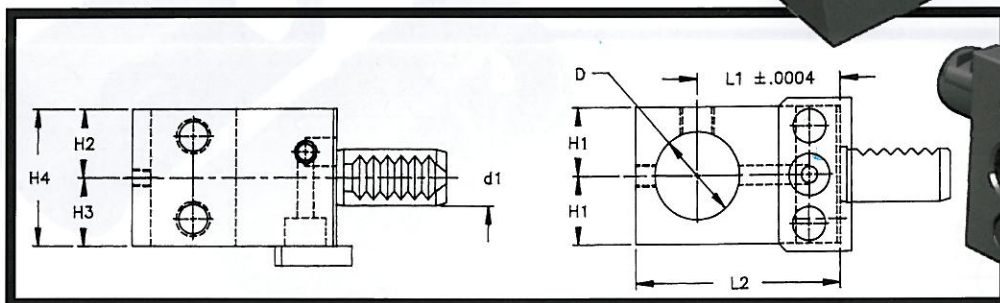
For Emco Maier 16mm VDI Machines



PART NUMBER	d ₁	H ₁ inch	H ₁ metric	H ₂	H ₃	H ₄	L ₁	L ₂	L ₃
CNC86 E45.1616	16	5/8	16	22	17	14	34	48	19

Boring Bar Holder

For Emco Maier 16mm VDI Machines



RIGHT-HAND (TOP)

PART NUMBER	d ₁	D	D	H ₁	H ₂	H ₃	H ₄	L ₁	L ₂	TYPE BUSHING
CNC86 E58.1625R	16	1	25mm	19.5	20	19	39	42	60	E86-80F

LEFT-HAND (BOTTOM)

PART NUMBER	d ₁	D	D	H ₁	H ₂	H ₃	H ₄	L ₁	L ₂	TYPE BUSHING
CNC86 E58.1625L	16	1	25mm	19.5	20	19	39	42	60	E86-80F

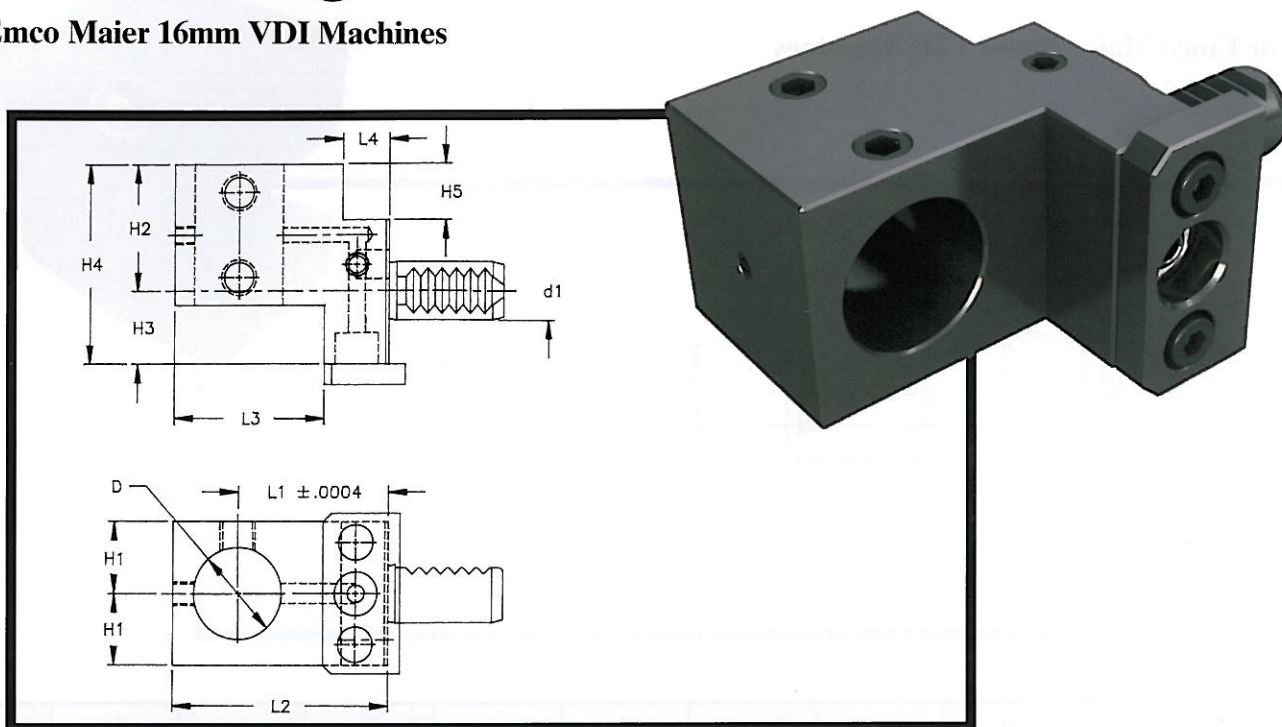
EMCO VDI





Offset Boring Bar Holder

For Emco Maier 16mm VDI Machines

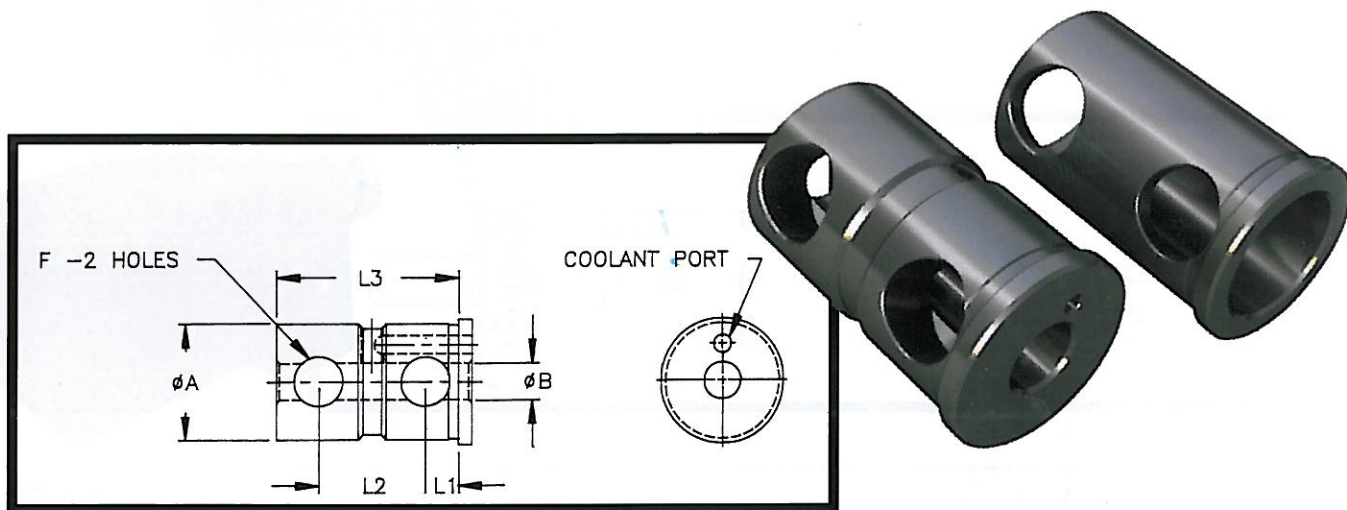


PART NUMBER	d ₁	D	D	H ₁	H ₂	H ₃	H ₄	H ₄	L ₁	L ₂	L ₃	L ₄	TYPE BUSHING
CNC86 E59.1625L	16	1	25mm	19.5	35	20	55	15.5	42	60	42	13	E86-80F

Toolholder Bushing Type "F"

For Emco Maier Machines

EMCO VDI



PART NUMBER	BUSH DIA.	STANDARD BORE SIZES STOCKED		LENGTH			HOLE SIZE
	A	B		L ₃	L ₁	L ₂	
	METRIC	INCH	MM				
CNC86 E86-80F	25	5/16, 3/8, 1/2, 5/8, 3/4	8, 10, 12, 16, 20	40	7	25	F





DRIVEN VDI REPAIR: FREE Estimates!



Certified Repair of your Driven VDI Toolholders. All Styles Guaranteed!

Global CNC Industries, Ltd. is North America's Leading Manufacturer of VDI Toolholders. We are a complete manufacturing facility; dedicated to serving our Customers with the highest degree of Quality workmanship.

Let our in-house Engineering staff and ISO 9001-2000 Certified Inspection Department Repair your Driven VDI Toolholders to their Original state. All at a fraction of their original cost! Free Repair Cost Evaluation. Send us your broken Tools today and we will fix them so they work like new tomorrow.

The Global CNC Guarantee:

- 1) Repair of your Driven VDI Toolholders by our Lead Masters Degreed Engineer all at an economical cost and in a timely manner.
- 2) All Repairs will be made in accordance to ISO standards and will include the incorporation of all New Components required.
- 3) Your broken Driven VDI Toolholders are guaranteed to leave our Facility working like New!

Contact us today for more information on the Guaranteed Repair of your Driven VDI Toolholders.





Driven VDI Repair Request Form

Global CNC Quotes the Repair of Driven VDI Free of Charge. While it takes our Master Degreed Engineer several working hours to quote the repair cost; Global CNC will never charge its customers for this service. Upon quote receipt; you can decide whether a Repair is Cost Effective versus purchasing a New unit. We will rework your Driven VDI to perform like New; worn components will be replaced with new ones. We can rework any defects including Spindle nonconformities. At Global CNC; we Guarantee the Repair of all Driven VDI 100%.

To Send a Driven VDI Toolholder for Quoting: Simply Photocopy this Form, Fill in the Contact Information and Mail the Form with your Parts for Repair Quoting. Upon Receipt, a Quote Repair Number will be issued for tracking purposes. Quote Turn-around time is 1 to 2 Days.

Company _____ Contact: _____

Address: _____

Phone: _____ Fax: _____

Send Quote To: _____

Item Number	Part Number	Description	Serial Number	Quantity
1				
2				
3				

Repair Request Number: _____ Date: _____

Special Note: _____

DRIVEN VDI





Driven VDI Toolholders

Global CNC is Proud to Announce the Addition of Driven VDI Toolholders

We currently offer Driven VDI Toolholders for the following machines:

Mazak:

SQT/QTN 100, 200, 250, 300, 350, 400 & 450
MPX 4200, 4300, 6100, 6200, 6250, 6300, 8200
HQ 150

Mori Seiki:

NL 1500, 2000, 2500, 3000
NT3100, 3150, 3200, 4200, 4250, 4300, 5400
NZ 1500 & 2000

Okuma:

L 370 & 470
LB 2000EX, 2500EX, 3000EX, & 4000EX
LB 35II & 45II
LU 300, 400, 35 & 45
LT 200 & 300
MAC TURN 250, 350 & 550

For more information including Product Specifications, Pricing and Delivery please contact our courteous Sales Staff at 800-992-1195. We will require the following information: Machine Make and Model, Straight or Right Angle, Internal or External Coolant and ER Collet Size.





Tool Blocks For All Machines

- Bolt On Tool Blocks (Lathe Mounting Blocks & Block Tool Holders) for all types of Machines; New or Old.
- Block Tool Holders have a specific Bolt Hole Pattern unique to each Machine Make and Model.
- Select Block Tool Holders from list below. If you do not see your Machine Listed; contact us at 800-992-1195; We manufacture Blocks for Every Machine.
- Made From Alloy Steel; Precision Machined and Ground. High Pressure Coolant Nozzles.
- Components Included: Wedges, Coolant Nozzles and Set Screws.
- Internal Coolant Option available for all ID Tool Blocks; add "INT" to the Part Number.
- Made in the USA in Michigan.



Part Number Code: First List Part Number Prefix - Style.
 For Example: Okuma L470 2" ID Tool Block = Part Number L470-8436 2"
 For Internal Coolant; add INT to end of Part Number: L470-8436 2" INT

- 3 New Items:
- 1) VDI ID Block Tool Holders; convert your standard Bolt On Block Lathe to a VDI Turret.
 - 2) ER 32 Collet ID Tool Blocks; offered in Standard Style and Recessed Style (Shown Below).
 - 3) Need to Hold a Very Long Bar; we can make any ID Tool Block "Extended Style" - Increase your Gripping Power!
 - 4) More ID Sizes Available - We make a variety of ID sizes Standard for All Blocks - Call for Listing & Prices!



Okuma Tool Blocks

Machine Make	Bolt Hole Pattern	Part Number Prefix	ID Tool Block	ID Tool Block	U-Drill	OD TYPE II HOLDER	OD TYPE I HOLDER
Cadet	80mm x 45mm	Cadet -	-8435 1-1/2"	-8436 2"	-INT	-8411	-8311
Captain 370	80mm x 45mm	CAP370 -	-8435 1-1/2"	-8436 2"	-INT	-8411	-8311
Captain 470	80mm x 45mm	CAP470 -	-8435 1-1/2"	-8436 2"	-INT	-8411	-8311
ESL6 Heritage	70mm x 45mm	ESL6 -	-8432 1-1/4"	-8435 1-1/2"	-INT	-8411	-8311
ESL8 Heritage	80mm x 45mm	ESL8 -	-8435 1-1/2"	-8436 2"	-INT	-8411	-8311
ESL10 Heritage	80mm x 45mm	ESL10 -	-8435 1-1/2"	-8436 2"	-INT	-8411	-8311
HL20	80mm x 50mm	HL20 -	-8435 1-1/2"	-8436 2"	-INT	-8411	-8311
HL35	80mm x 50mm	HL35 -	-8435 1-1/2"	-8436 2"	-INT	-8411	-8311
L470	80mm x 45mm	L470 -	-8435 1-1/2"	-8436 2"	-INT	-8411	-8311
LAW25	97mm x 62mm	LAW25 -	-8435 1-1/2"	-8436 2"	-INT	-8411	-8311
LB9W	70mm x 45mm	LB9W -	-8432 1-1/4"	-8435 1-1/2"	-INT	-8411	-8311
LB10II	70mm x 45mm	LB10II -	-8432 1-1/4"	-8435 1-1/2"	-INT	-8411	-8311
LB 15 W/MW	72mm x 53mm	LB15WMW -	-8436 2"	-8437 2-1/2"	-INT	-8411	-8311
LB15 II M	80mm x 45mm	LB15IIM -	-8435 1-1/2"	-8436 2"	-INT	-8411	-8311
LB15	80mm x 45mm	LB15 -	-8435 1-1/2"	-8436 2"	-INT	-8411	-8311
LB25	80mm x 45mm	LB25 -	-8435 1-1/2"	-8436 2"	-INT	-8411	-8311
LB35	85mm x 70mm	LB35 -	-8436 2"	-8437 2-1/2"	-INT	-8411	-8311
LB45	105mm x 70mm	LB45 -	-8437 2-1/2"	-8475 3"	-INT	-8411	-8311
LB250T	80mm x 45mm	LB250T -	-8435 1-1/2"	-8436 2"	-INT	-8411	-8311
LB300	80mm x 45mm	LB300 -	-8435 1-1/2"	-8436 2"	-INT	-8411	-8311
LB2000	73mm x 65mm	LB2000 -	-8435 1-1/2"	-8436 2"	-INT	-8411	-8311
LB2500	73mm x 65mm	LB2500 -	-8435 1-1/2"	-8436 2"	-INT	-8411	-8311
LB2500EX	73mm x 65mm	LB2500EX -	-8435 1-1/2"	-8436 2"	-INT	-8411	-8311
LB3000	73mm x 65mm	LB3000 -	-8435 1-1/2"	-8436 2"	-INT	-8411	-8311
LB3000EX	73mm x 65mm	LB3000EX -	-8435 1-1/2"	-8436 2"	-INT	-8411	-8311
LB4000	80mm x 78mm	LB4000 -	-8436 2"	-8437 2-1/2"	-INT	-8411	-8311
LC20	80mm x 45mm	LC20 -	-8435 1-1/2"	-8436 2"	-INT	-8411	-8311
LC30	85mm x 70mm	LC30 -	-8436 2"	-8437 2-1/2"	-INT	-8411	-8311
LC40	105mm x 70mm	LC40 -	-8437 2-1/2"	-8475 3"	-INT	-8411	-8311
LC50	160mm x 120mm	LC50 -	-8437 2-1/2"	-8475 3"	-INT	-8411	-8311
LFS12	160mm x 120mm	LFS12 -	-8436 2"	-8437 2-1/2"	-INT	-8411	-8311
LH50	140mm x 75mm	LH50 -	-8436 2"	-8437 2-1/2"	-INT	-8411	-8311
LU15 W/MW	72mm x 53mm	LB15WMW -	-8436 2"	-8437 2-1/2"	-INT	-8411	-8311

TOOL BLOCKS





Okuma Tool Blocks

Machine Make	Bolt Hole Pattern	Part Number Prefix	ID Tool Block	ID Tool Block	U-Drill	OD TYPE II HOLDER	OD TYPE I HOLDER
LU15	80mm x 45mm	LU15 -	-8435 1-1/2"	-8436 2"	-INT	-8411	-8311
LU25	80mm x 45mm	LU25 -	-8435 1-1/2"	-8436 2"	-INT	-8411	-8311
LU35	85mm x 70mm	LU35 -	-8436 2"	-8437 2-1/2"	-INT	-8411	-8311
LU45	105mm x 70mm	LU45 -	-8437 2-1/2"	-8475 3"	-INT	-8411	-8311
LU400	80mm x 45mm	LU400 -	-8435 1-1/2"	-8436 2"	-INT	-8411	-8311
SPB60	89mm x 38mm	SPB60 -	-8435 1-1/2"	-8436 2"	-INT	-8411	-8311
V100R	140mm x 115mm	V100R -	-8437 2-1/2"	-8475 3"	-INT	-8411	-8311

Mori Seiki Block Tool holders



ID



FACING



TURNING

Machine Make	Bolt Hole Pattern	Part Number Prefix	ID Tool Block	ID Tool Block	U-Drill	FACING HOLDER	TURNING HOLDER
CL25	76mm x 35mm	CL25 -	-8435 1-1/2"	-8436 2"	-INT	-8411	-8311
CL150	64mm x 30mm	CL150 -	-8432 1-1/4"	-8435 1-1/2"	-INT	-8411	-8311
CL153	64mm x 30mm	MCL153 -	-8432 1-1/4"	-8435 1-1/2"	-INT	-8411	-8311
CL200	76mm x 35mm	CL200 -	-8435 1-1/2"	-8436 2"	-INT	-8411	-8311
CL2000	76mm x 35mm	CL2000 -	-8435 1-1/2"	-8436 2"	-INT	-8411	-8311
Dureturn 20	76mm x 35mm	DUR 20 -	-8435 1-1/2"	-8436 2"	-INT	-8411	-8311
Dureturn 2050MC	70mm x 62mm	DUR2050 -	-8425 1"	-8435 1-1/2"	-INT	-8411	-8311
Duraturen 2550MC	70mm x 62mm	DUR2550 -	-8425 1"	-8435 1-1/2"	-INT	-8411	-8311
Frontier II	76mm x 35mm	FR II -	-8435 1-1/2"	-8436 2"	-INT	-8411	-8311
NL1500	94mm x 84mm	NL1500 -	-8435 1-1/2"	-8436 2"	-INT	-8411	-8311
NL2000	94mm x 84mm	NL2000 -	-8435 1-1/2"	-8436 2"	-INT	-8411	-8311
NL2500	94mm x 84mm	NL2500 -	-8435 1-1/2"	-8436 2"	-INT	-8411	-8311
NL3000	94mm x 84mm	NL3000 -	-8435 1-1/2"	-8436 2"	-INT	-8411	-8311
NT3100 DCG	70mm x 62mm	NT3100 -	-8425 1"	-8435 1-1/2"	-INT	-8411	-8311
NT3150 DCG	70mm x 62mm	NT3150 -	-8425 1"	-8435 1-1/2"	-INT	-8411	-8311
NT3200 DCG	70mm x 62mm	NT3200 -	-8425 1"	-8435 1-1/2"	-INT	-8411	-8311
NT4200	94mm x 84mm	NT4200 -	-8435 1-1/2"	-8436 2"	-INT	-8411	-8311
NT4250	94mm x 84mm	NT4250 -	-8435 1-1/2"	-8436 2"	-INT	-8411	-8311
NT4300	94mm x 84mm	NT4300 -	-8435 1-1/2"	-8436 2"	-INT	-8411	-8311
NZ1500	70mm x 62mm	NZ1500 -	-8432 1-1/4"	-8435 1-1/2"	-INT	-8411	-8311
NZ2000	70mm x 62mm	NZ2000 -	-8432 1-1/4"	-8435 1-1/2"	-INT	-8411	-8311
SL3A	72mm x 53mm	MSL3A -	-8435 1-1/2"	-8436 2"	-INT	-8411	-8311
SL35	88mm x 63mm	MSL35 -	-8435 1-1/2"	-8436 2"	-INT	-8411	-8311
SL20	76mm x 35mm	MSL20 -	-8435 1-1/2"	-8436 2"	-INT	-8411	-8311
SL25	76mm x 35mm	MSL25 -	-8435 1-1/2"	-8436 2"	-INT	-8411	-8311
SL30	76mm x 35mm	MSL30 -	-8435 1-1/2"	-8436 2"	-INT	-8411	-8311
SL45	102mm x 80mm	MSL45 -	-8437 2-1/2"	-8436 2"	-INT	-8411	-8311
SL65	137mm x 110mm	MSL65 -	-8437 2-1/2"	-8475 3"	-INT	-8411	-8311
SL75	94mm x 94mm	MSL75 -	-8437 2-1/2"	-8475 3"	-INT	-8411	-8311
SL135	64mm x 30mm	MSL135 -	-8435 1-1/2"	-8436 2"	-INT	-8411	-8311
SL150	64mm x 30mm	MSL150 -	-8435 1-1/2"	-8436 2"	-INT	-8411	-8311
SL153	64mm x 30mm	MSL153 -	-8432 1-1/4"	-8435 1-1/2"	-INT	-8411	-8311
SL154	64mm x 30mm	MSL154 -	-8435 1-1/2"	-8436 2"	-INT	-8411	-8311
SL200	76mm x 35mm	MSL200 -	-8435 1-1/2"	-8436 2"	-INT	-8411	-8311
SL203	76mm x 35mm	MSL203 -	-8435 1-1/2"	-8436 2"	-INT	-8411	-8311
SL204	76mm x 35mm	MSL204 -	-8435 1-1/2"	-8436 2"	-INT	-8411	-8311
SL250	76mm x 35mm	MSL250 -	-8435 1-1/2"	-8436 2"	-INT	-8411	-8311
SL253	76mm x 35mm	MSL253 -	-8435 1-1/2"	-8436 2"	-INT	-8411	-8311
SL300	76mm x 35mm	MSL300 -	-8435 1-1/2"	-8436 2"	-INT	-8411	-8311
SL303	76mm x 35mm	MSL303 -	-8435 1-1/2"	-8436 2"	-INT	-8411	-8311
SL400	102mm x 80mm	MSL400 -	-8437 2-1/2"	-8475 3"	-INT	-8411	-8311
SL403	102mm x 80mm	MSL403 -	-8437 2-1/2"	-8475 3"	-INT	-8411	-8311
SL405	102mm x 80mm	MSL405 -	-8437 2-1/2"	-8475 3"	-INT	-8411	-8311
SL600	137mm x 110mm	MSL600 -	-8437 2-1/2"	-8475 3"	-INT	-8411	-8311
SL603	102mm x 80mm	MSL603 -	-8437 2-1/2"	-8475 3"	-INT	-8411	-8311

TOOL BLOCKS






Mori Seiki Block Tool holders


Machine Make	Bolt Hole Pattern	Part Number Prefix	ID Tool Block	ID Tool Block	U-Drill	FACING HOLDER	TURNING HOLDER
SL2500	76mm x 35mm	MSL2500 -	-8435 1-1/2" Long	-8436 2" Long	-INT	-8411	-8311
TL40	110mm x 80mm	MTL40 -	-8436 2"	-8437 2-1/2"	-INT	-8411	-8311
ZT2500	76mm x 35mm	MZT2500 -	-8435 1-1/2"	-8436 2"	-INT	-8411	-8311
ZL35	88mm x 63mm	MZL35 -	-8435 1-1/2"	-8436 2"	-INT	-8411	-8311
ZL45	101mm x 80mm	MZL45 -	-8437 2-1/2"	-8475 3"	-INT	-8411	-8311
ZL150	64mm x 30mm	MZL150 -	-8432 1-1/4"	-8435 1-1/2"	-INT	-8411	-8311
ZL153	64mm x 30mm	MZL153 -	-8432 1-1/4"	-8435 1-1/2"	-INT	-8411	-8311
ZL200	76mm x 35mm	MZL200 -	-8435 1-1/2" Long	-8436 2" Long	-INT	-8411	-8311
ZL250	76mm x 35mm	MZL250 -	-8435 1-1/2"	-8436 2"	-INT	-8411	-8311

HAAS Tool Blocks



Machine Make	Bolt Hole Pattern	Part Number Prefix	ID Tool Block	ID Tool Block	U-Drill	FACING HOLDER	TURNING HOLDER
GT20	54mm x 45mm	GT20 -	-8435 1-1/2"	-8436 2"	-INT	-8411	-8311
SL10	70mm x 45mm	HSL10 -	-8420 3/4"	-8425 1"	-INT	-8411	-8311
SL20	80mm x 45mm	HSL20 -	-8435 1-1/2"	-8436 2"	-INT	-8411	-8311
SL30	80mm x 45mm	HSL30 -	-8435 1-1/2"	-8436 2"	-INT	-8411	-8311
SL30 Big Bore	95mm x 45mm	HSL30BB -	-8435 1-1/2"	-8436 2"	-INT	-8411	-8311
SL40	105mm x 70mm	HSL40 -	-8436 2"	-8437 2-1/2"	-INT	-8411	-8311
TL15	80mm x 45mm	TL15 -	-8435 1-1/2"	-8436 2"	-INT	-8411	-8311
TL25	80mm x 45mm	TL25 -	-8435 1-1/2"	-8436 2"	-INT	-8411	-8311

Mazak Block Tool Holders



Machine Make	Bolt Hole Pattern	Part Number Prefix	ID Tool Block	ID Tool Block	U-Drill	Split Holder	FACING HOLDER	TURNING HOLDER
Bridgeport Duplomatic	94mm x 60mm	BDUP -	-8435 1-1/2"	-8436 2"	-INT	-SPLIT	-8411	-8311
Dualturn20	94mm x 60mm	DUAL20 -	-8435 1-1/2"	-8436 2"	-INT	-SPLIT	-8411	-8311
Nexus400	118mm x 88mm	NEX400 -	-8437 2-1/2"	-8475 3"	-INT	-SPLIT	-8412	-8311
Nexus450	118mm x 88mm	NEX450 -	-8437 2-1/2"	-8475 3"	-INT	-SPLIT	-8412	-8311
Nexus2000	94mm x 60mm	NEX2000 -	-8435 1-1/2"	-8436 2"	-INT	-SPLIT	-8411	-8311
QT8	76mm x 45mm	QT8 -	-8425 1"	-8435 1-1/2"	-INT	-SPLIT	-8411	-8311
QT10	95mm x 60mm	QT10 -	-8425 1"	-8435 1-1/2"	-INT	-SPLIT	-8411	-8311
QT15	94mm x 60mm	QT15 -	-8435 1-1/2"	-8436 2"	-INT	-SPLIT	-8411	-8311
QT18	94mm x 60mm	QT18 -	-8435 1-1/2"	-8436 2"	-INT	-SPLIT	-8411	-8311
QT20	95mm x 60mm	QT20 -	-8435 1-1/2"	-8436 2"	-INT	-SPLIT	-8411	-8311
QT28N	104mm x 57mm	QT28N -	-8435 1-1/2"	-8436 2"	-INT	-SPLIT	-8411	-8311
QT30	104mm x 57mm	QT30 -	-8435 1-1/2"	-8436 2"	-INT	-SPLIT	-8411	-8311
QT40	94mm x 84mm	QT40 -	-8435 1-1/2"	-8436 2"	-INT	-SPLIT	-8411	-8311
QT300	104mm x 57mm	QT300 -	-8435 1-1/2"	-8436 2"	-INT	-SPLIT	-8411	-8311
QT350	94mm x 84mm	QT350 -	-8435 1-1/2"	-8436 2"	-INT	-SPLIT	-8411	-8311
QTN100	70mm x 30mm	QTN100 -	-8435 1-1/2"	-8436 2"	-INT	-SPLIT	-8411	-8311
QTN150	94mm x 60mm	QTN150 -	-8435 1-1/2"	-8436 2"	-INT	-SPLIT	-8411	-8311
QTN200	94mm x 60mm	QTN200 -	-8435 1-1/2"	-8436 2"	-INT	-SPLIT	-8411	-8311
QTN250	94mm x 60mm	QTN250 -	-8435 1-1/2"	-8436 2"	-INT	-SPLIT	-8411	-8311
QTN252	60mm x 95mm	QTN252 -	-8435 1-1/2"	-8436 2"	-INT	-SPLIT	-8411	-8311
QTN300	94mm x 60mm	QTN300 -	-8435 1-1/2"	-8436 2"	-INT	-SPLIT	-8411	-8311
QTN350	94mm x 60mm	QTN350 -	-8432 1-1/4"	-8435 1-1/2"	-INT	-SPLIT	-8411	-8311

TOOL BLOCKS







Mazak Block Tool Holders

Machine Make	Bolt Hole Pattern	Part Number Prefix	ID Tool Block	ID Tool Block	U-Drill	Split Holder	FACING HOLDER	TURNING HOLDER
Slant 20	95mm x 60mm	SLANT20 -	-8437 2-1/2"	-8475 3"	-INT	-SPLIT	-8411	-8311
Slant Turn40	125mm x 93mm	SLANT40 -	-8437 2-1/2"	-8475 3"	-INT	-SPLIT	-8411	-8311
Slant50	203mm x 127mm	SLANT50 -	-8475 3"	-84100 4"	-INT	-SPLIT	-8411	-8311
SQT10	70mm x 30mm	SQT10 -	-8435 1-1/2"	-8436 2"	-INT	-SPLIT	-8411	-8311
SQT15	94mm x 60mm	SQT15 -	-8435 1-1/2"	-8436 2"	-INT	-SPLIT	-8411	-8311
SQT18	94mm x 60mm	SQT18 -	-8435 1-1/2"	-8436 2"	-INT	-SPLIT	-8411	-8311
SQT28	94mm x 60mm	SQT28 -	-8435 1-1/2"	-8436 2"	-INT	-SPLIT	-8411	-8311
SQT30	94mm x 60mm	SQT30 -	-8435 1-1/2"	-8436 2"	-INT	-SPLIT	-8411	-8311
SQT100	70mm x 30mm	SQT100 -	-8432 1-1/4"	-8435 1-1/2"	-INT	-SPLIT	-8411	-8311
SQT200	94mm x 60mm	SQT200 -	-8435 1-1/2"	-8436 2"	-INT	-SPLIT	-8411	-8311
SQT250	94mm x 60mm	SQT250 -	-8435 1-1/2"	-8436 2"	-INT	-SPLIT	-8411	-8311
SQT350	94mm x 60mm	SQT350 -	-8435 1-1/2"	-8436 2"	-INT	-SPLIT	-8411	-8311
ST80N	108mm x 108mm	ST80N -	-8437 2-1/2"	-8436 2"	-INT	-SPLIT	-8411	-8311

Okuma Howa Tool Blocks



ID



FACING



TURNING

Machine Make	Bolt Hole Pattern	Part Number Prefix	ID Tool Block	ID Tool Block	U-Drill	FACING HOLDER	TURNING HOLDER
ACT 2SP1	48mm x 30mm	ACT2SP1 -	-8432 1-1/4"	-8435 1-1/2"	-INT	-8411	-8311
ACT3	75mm x 60mm	ACT3 -	-8435 1-1/2"	-8436 2"	-INT	-8411	-8311
ACT4	75mm x 55mm	ACT4 -	-8435 1-1/2"	-8436 2"	-INT	-8411	-8311
ACT5L	95mm x 70mm	ACT5L -	-8435 1-1/2"	-8436 2"	-INT	-8411	-8311
ACT35	75mm x 55mm	ACT35 -	-8435 1-1/2"	-8445 1-3/4"	-INT	-8411	-8311
2SPV5	95mm x 60mm	2SPV5 -	-8435 1-1/2"	-8436 2"	-INT	-8411	-8311
2SP25	75mm x 50mm	2SP25 -	-8435 1-1/2"	-8436 2"	-INT	-8411	-8311
2SP35	90mm x 70mm	2SP35 -	-8435 1-1/2"	-8436 2"	-INT	-8411	-8311
2SPV35	90mm x 70mm	2SPV35 -	-8435 1-1/2"	-8436 2"	-INT	-8411	-8311
2SPV40	90mm x 70mm	2SPV40 -	-8435 1-1/2"	-8436 2"	-INT	-8411	-8311
2SPV60	100mm x 90mm	2SPV60 -	-8435 1-1/2"	-8436 2"	-INT	-8411	-8311
2SPV80	100mm x 90mm	2SPV80 -	-8435 1-1/2"	-8436 2"	-INT	-8411	-8311
3VR	75mm x 60mm	3VR -	-8435 1-1/2"	-8436 2"	-INT	-8411	-8311
HB1-32	48mm x 30mm	HB1-32 -	-8432 1-1/4"	-8435 1-1/2"	-INT	-8411	-8311
HO1-3/4	48mm x 30mm	HB1-32 -					-8311
HF1-3/4	48mm x 30mm	HB1-32 -				-8411	
HB4A	80mm x 70mm	HB4A -	-8435 1-1/2"	-8436 2"	-INT	-8411	-8311
HF4A	80mm x 70mm	HF4A -	-8435 1-1/2"	-8436 2"	-INT	-8411	-8311
HB4C	90mm x 70mm	HB4C -	-8435 1-1/2"	-8436 2"	-INT	-8411	-8311
HB5	90mm x 70mm	HB5 -	-8435 1-1/2"	-8436 2"	-INT	-8411	-8311
HB6A	80mm x 50mm	HB6A -	-8435 1-1/2"	-8436 2"	-INT	-8411	-8311
HB6B	80mm x 50mm	HB6B -	-8435 1-1/2"	-8436 2"	-INT	-8411	-8311
HF6-25RL-	75mm x 55mm	HF625RL -	-8435 1-1/2"	-8436 2"	-INT	-8411	-8311
HO6-1RL-	75mm x 55mm	HO61RL -	-8435 1-1/2"	-8436 2"	-INT	-8411	-8311
HB8A	90mm x 45mm	HB8A -	-8435 1-1/2"	-8436 2"	-INT	-8411	-8311
HF8A	90mm x 45mm	HF8A -	-8435 1-1/2"	-8436 2"	-INT	-8411	-8311
HB8N	95mm x 60mm	HB8N -	-8435 1-1/2"	-8436 2"	-INT	-8411	-8311
HB9	75mm x 50mm	HB9 -	-8437 2-1/2"	-8436 2"	-INT		
HF10A	100mm x 90mm	HF10A -	-8435 1-1/2"	-8436 2"	-INT	-8411	-8311
HO10B	100mm x 90mm	HO10B -	-8435 1-1/2"	-8436 2"	-INT	-8411	-8311
HF10B	100mm x 90mm	HF10B -	-8435 1-1/2"	-8436 2"	-INT	-8411	-8311
HB12-40-N	75mm x 50mm	HB1240LN -	-8435 1-1/2"	-8436 2"	C.L. = 105MM		
HB12-40L-N	75mm x 50mm	HB1240LN -	-8435 1-1/2"	-8436 2"			
HB22	140mm x 115mm	HB22 -	-8435 1-1/2"	-8436 2"	-INT	-8411	-8311
HL20	80mm x 50mm	HL20 -	-8435 1-1/2"	-8436 2"	-INT	-8411	-8311
V60	100mm x 90mm	V60 -	-8435 1-1/2"	-8436 2"	-INT	-8411	-8311
V80	100mm x 90mm	V80 -	-8435 1-1/2"	-8436 2"	-INT	-8411	-8311
V100R	140mm x 115mm	V100R -	-8435 1-1/2"	-8436 2"	-INT	-8411	-8311

TOOL BLOCKS





Romi Tool Blocks



M17



M20




M27

Machine Make	Bolt Hole Pattern	Part Number Prefix	ID Tool Block	ID Tool Block	U-Drill	FACING HOLDER	TURNING HOLDER
M17	70mm x 30mm	M17 -	-8425 1"	-8432 1-1/4"	-INT	-8411	-8311
M20	86mm x 60mm	M20 -	-8432 1-1/4"	-8435 1-1/2"	-INT	-8411	-8311
M27	94mm x 60mm	M27 -	-8435 1-1/2"	-8436 2"	-INT	-8411	-8311

* Romi Bridgeport Power Path also available upon request.

Nakamura Tome Block Tool Holders



ID




FACING



TURNING

Machine Make	Bolt Hole Pattern	Part Number Prefix	ID Tool Block	ID Tool Block	U-Drill	FACING HOLDER	TURNING HOLDER
NTY3	55mm x 40mm x 60mm CL	NK NTY3-	-8425 1"	-8435 1-1/2"	-INT	-8411	-8311
SC200	60mm x 50mm x 55mm CL	NK SC200-	-8425 1"	-8435 1-1/2"	-INT	-8411	-8311
SC250	60mm x 50mm x 55mm CL	NK SC250-	-8425 1"	-8435 1-1/2"	-INT	-8411	-8311
SC300	71mm x 69mm x 90mm CL	NK SC300-	-8435 1-1/2"	-8436 2"	-INT	-8411	-8311
SC450	85mm x 70mm	NK SC450-	-8435 1-1/2"	-8436 2"	-INT	-8411	-8311
SC300	71mm x 69mm x 90mm CL	NK SC300-	-8435 1-1/2"	-8436 2"	-INT	-8411	-8311
Super Mill	71mm x 69mm x 75mm CL	NK SupMill-	-8435 1-1/2"	-8436 2"	-INT	-8411	-8311
Super NTJX	60mm x 50mm x 55mm CL	NK SupNTJX-	-8425 1"	-8435 1-1/2"	-INT	-8411	-8311
Super NTM3	60mm x 50mm x 55mm CL	NK SupNTM3-	-8425 1"	-8435 1-1/2"	-INT	-8411	-8311
Super NTX	71mm x 69mm x 90mm CL	NK SupNTX-	-8435 1-1/2"	-8436 2"	-INT	-8411	-8311
Super NTXS	71mm x 69mm x 90mm CL	NK SupNTXS-	-8435 1-1/2"	-8436 2"	-INT	-8411	-8311
TMC18	85mm x 45mm	NK TMC18-	-8435 1-1/2"	-8436 2"	-INT	-8411	-8311
TW10	50mm x 40mm x 55mm CL	NK TW10-	-8425 1"	-8435 1-1/2"	-INT	-8411	-8311
TW20	71mm x 69mm x 90mm CL	NK TW20-	-8435 1-1/2"	-8436 2"	-INT	-8411	-8311
WT100	55mm x 40mm x 70mm CL	NK WT100-	-8435 1-1/2"	-8436 2"	-INT	-8411	-8311
WT150	60mm x 50mm x 55mm CL	NK WT150-	-8425 1"	-8435 1-1/2"	-INT	-8411	-8311
WTS150	60mm x 50mm x 55mm CL	NK WTS150-	-8425 1"	-8435 1-1/2"	-INT	-8411	-8311
WTW150	60mm x 50mm x 55mm CL	NK WTW150-	-8425 1"	-8435 1-1/2"	-INT	-8411	-8311
WT250	60mm x 50mm x 75mm CL	NK WT250-	-8435 1-1/2"	-8436 2"	-INT	-8411	-8311
WT300	71mm x 69mm x 90mm CL	NK WT300-	-8435 1-1/2"	-8436 2"	-INT	-8411	-8311

Doosan Tool Blocks



ID



FACING



TURNING

Machine Make	Bolt Hole Pattern	Part Number Prefix	ID Tool Block	ID Tool Block	U-Drill	FACING HOLDER	TURNING HOLDER
BMT45	58mm x 58mm	DOO BMT45-	-8432 1-1/4"	-8435 1-1/2"	-INT	-8411	-8311
BMT55	64mm x 64mm	DOO BMT55-	-8435 1-1/2"	-8436 2"	-INT	-8411	-8311
BMT65	73mm x 70mm	DOO BMT65-	-8435 1-1/2"	-8436 2"	-INT	-8411	-8311
BMT75	90mm x 90mm	DOO BMT75-	-8435 1-1/2"	-8436 2"	-INT	-8411	-8311
BMT85	100mm x 100mm	DOO BMT85-	-8437 2-1/2"	-8475 3"	-INT	-8411	-8311
LVVM 205 Mecatec	72mm x 45mm	DOO LVVM-	-8435 1-1/2"	-8436 2"	-INT	-8411	-8311
S390	80mm x 55mm	DOO S390-	-8435 1-1/2"	-8436 2"	-INT	-8411	-8311
S700	6 Holes; 110mm x 50mm	DOO S700-	-8435 1-1/2"	-8436 2"	-INT	-8411	-8311
TL2000M	64mm x 64mm	DOO TL2000-	-8435 1-1/2"	-8436 2"	-INT	-8411	-8311






Doosan Tool Blocks

Machine Make	Bolt Hole Pattern	Part Number Prefix	ID Tool Block	ID Tool Block	U-Drill	FACING HOLDER	TURNING HOLDER
TL2500M	64mm x 64mm	DOO TL2500-	-8435 1-1/2"	-8436 2"	-INT	-8411	-8311
TT18SY	64mm x 64mm	DOO TT18SY-	-8435 1-1/2"	-8436 2"	-INT	-8411	-8311
TT1800SY	64mm x 64mm	DOO TT1800SY-	-8435 1-1/2"	-8436 2"	-INT	-8411	-8311
TT2500SY	73mm x 70mm	DOO TT25SY-	-8435 1-1/2"	-8436 2"	-INT	-8411	-8311
VT750	63mm x 63mm	DOO VT750-	-8435 1-1/2"	-8436 2"	-INT	-8411	-8311
VT900	63mm x 63mm	DOO VT900-	-8435 1-1/2"	-8436 2"	-INT	-8411	-8311
700L	73mm x 100mm - 6 Holes	DOO 700L-	-8435 1-1/2"	-8436 2"	-INT	-8411	-8311

Daewoo/Doosan Block Tool Holders



Machine Make	Bolt Hole Pattern	Part Number Prefix	ID Tool Block	ID Tool Block	U-Drill	FACING HOLDER	TURNING HOLDER
LYNX 200	72mm x 62mm	LYNX 200 -	-8435 1-1/2"	-8436 2"	-INT	-8411	-8311
LYNX 210C	72mm x 45mm	LYNX 210C -	-8435 1-1/2"	-8436 2"	-INT	-8411	-8311
LYNX 220	58mm x 58mm	LYNX 220 -	-8435 1-1/2"	-8436 2"	-INT	-8411	-8311
PUMA 6	60mm x 55mm	PUMA 6 -	-8425 1"	-8435 1-1/2"	-INT	-8411	-8311
PUMA 8	100mm x 50mm	PUMA 8 -	-8435 1-1/2"	-8436 2"	-INT	-8411	-8311
PUMA 12	80mm x 55mm	PUMA 12 -	-8435 1-1/2"	-8436 2"	-INT	-8411	-8311
PUMA 15	115mm X 95mm	PUMA 15 -	-8435 1-1/2"	-8436 2"	-INT	-8411	-8311
PUMA 200	72mm x 45mm	PUMA 200 -	-8435 1-1/2"	-8436 2"	-INT	-8411	-8311
PUMA 230	63mm x 63mm	PUMA 230 -	-8435 1-1/2"	-8436 2"	-INT	-8411	-8311
PUMA 230S	72mm x 45mm	PUMA 230S -	-8435 1-1/2"	-8436 2"	-INT	-8411	-8311
PUMA 240 MD,MB,MS,MC	63mm x 63mm	PUMA240 -	-8435 1-1/2"	-8436 2"	-INT	-8411	-8311
PUMA 240C	72mm x 45mm	PUMA 240C -	-8435 1-1/2"	-8436 2"	-INT	-8411	-8311
PUMA 250	80mm x 55mm	PUMA 250 -	-8435 1-1/2"	-8436 2"	-INT	-8411	-8311
PUMA 300	80mm x 55mm	PUMA 300 -	-8435 1-1/2"	-8436 2"	-INT	-8411	-8311
PUMA 350	60mm x 40mm	PUMA 350 -	-8435 1-1/2"	-8436 2"	-INT	-8411	-8311
PUMA 400	90mm x 55mm	PUMA 400 -	-8437 2-1/2"	-8436 2"	-INT	-8411	-8311
PUMA 450	6" x 5.5" x 5.5"	PUMA 450 -	-8435 1-1/2"	-8436 2"	-INT	-8411	-8311
PUMA 600	100mm x 100mm	PUMA 600 -	-8437 2-1/2"	-8436 2"	-INT	-8411	-8311
PUMA 2000	64mm x 64mm	PUMA2000 -	-8435 1-1/2"	-8436 2"	-INT	-8411	-8311

More Tool Blocks



Machine Make	Bolt Hole Machine Model	Part Number Pattern	ID Tool Prefix	ID Tool Block	Block	FACING U-Drill	TURNING HOLDER	HOLDER
Ameri Seiki	Machine	80mm X 45mm	AS-	-8435 1-1/2"	-8436 2"	-INT	-8411	-8311
Biglia	Machine	65mm X 63mm	BIG-	-8435 1-1/2"	-8436 2"	-INT	-8411	-8311
Chevalier	FCL820	68mm X 42mm	CHEV-	-8435 1-1/2"	-8436 2"	-INT	-8411	-8311
Cincinnati	Falcon	70mm X 48mm	CINFAL-	-8435 1-1/2"	-8436 2"	-INT	-8411	-8311
Cincinnati	Hawk 150	Traingular	Specific	65009277	1-1/4" ID"	-INT	65009275	
Cincinnati	Hawk 200&250	Traingular	Specific	65009282	1-1/2" ID"	-INT	65009280	
Dainichi	F200 & F250 & F25	85mm X40mm	DN F200-	-8425 1"	-8435 1-1/2"	-INT	-8411	-8311
Dainichi	F20	61mm X40mm	DN F20-	-8425 1"	-8435 1-1/2"	-INT	-8411	-8311
Dainichi	M95	130mm X 90mm	DN M95-	-8435 1-1/2"	-8436 2"	-INT	-8411	-8311
Dainichi	V12/10 Turret	85mm X 40mm	DN V12-	-8425 1"	-8435 1-1/2"	-INT	-8411	-8311

TOOL BLOCKS





More Tool Blocks



ID



FACING



TURNING

Machine Make	Bolt Hole Machine Model	Part Number Pattern	ID Tool Prefix	ID Tool Block	Block	FACING U-Drill	TURNING HOLDER	HOLDER
DMG	CTX620	90mm x 57mm	DMG CTX620-	-8435 1-1/2"	-8436 2"	-INT	-8411	-8311
Doosan	BMT45	58mm x 58mm	DOO BMT45-	-8435 1-1/2"	-8436 2"	-INT	-8411	-8311
Doosan	BMT55	64mm x 64mm	DOO BMT55-	-8435 1-1/2"	-8436 2"	-INT	-8411	-8311
Doosan	TT1800SY	64mm x 64mm	DOO TT18-	-8435 1-1/2"	-8436 2"	-INT	-8411	-8311
Doosan	BMT65	73mm x 70mm	DOO BMT65-	-8435 1-1/2"	-8436 2"	-INT	-8411	-8311
Doosan	TT2500SY	73mm x 70mm	DOO TT25-	-8435 1-1/2"	-8436 2"	-INT	-8411	-8311
Doosan	BMT75	90mm x 90mm	DOO BMT75-	-8435 1-1/2"	-8436 2"	-INT	-8411	-8311
Doosan	BMT85	100mm x 100mm	DOO BMT85-	-8435 1-1/2"	-8436 2"	-INT	-8411	-8311
Doosan	LVVM 205 Mecatec	72mm x 45mm	DOO LVVM-	-8435 1-1/2"	-8436 2"	-INT	-8411	-8311
Doosan	S390	80mm x 55mm	DOO S390-	-8435 1-1/2"	-8436 2"	-INT	-8411	-8311
Doosan	S700	6 Holes; 110mm x 50mm	DOO S700-	-8435 1-1/2"	-8436 2"	-INT	-8411	-8311
Doosan	TL2000M	64mm x 64mm	DOO TL2000-	-8435 1-1/2"	-8436 2"	-INT	-8411	-8311
Doosan	TL2500M	64mm x 64mm	DOO TL2500-	-8435 1-1/2"	-8436 2"	-INT	-8411	-8311
Doosan	VT750	63mm x 63mm	DOO VT750-	-8435 1-1/2"	-8436 2"	-INT	-8411	-8311
Doosan	VT900	63mm x 63mm	DOO VT900-	-8435 1-1/2"	-8436 2"	-INT	-8411	-8311
Dorian	SmartDex 20N	46mm X45mm	DOR SD20N-	-8425 1"	-8435 1-1/2"	-INT	-8411	-8311
Dorian	SmartDex 25N	64mm X46mm	DOR SD25N-	-8425 1"	-8435 1-1/2"	-INT	-8411	-8311
Duplomatic	Hi-Tech	94mm x 60mm	HS TF25-	-8435 1-1/2"	-8436 2"	-INT	-8411	-8311
Hankook	Protech9NB	115mm x 80mm	PRO9NB-	-8435 1-1/2"	-8436 2"	-INT	-8411	-8311
Hardinge	BMT45	58mm x 58mm	HBMT45-	-8435 1-1/2"	-8436 2"	-INT	-8411	-8311
Hitachi Seiki	TF25	75mm x 40mm	HS TF25-	-8435 1-1/2"	-8436 2"	-INT	-8411	-8311
Hitachi Seiki	HT25G	88mm x 52mm	HS HT25G-	-8435 1-1/2"	-8436 2"	-INT	-8411	-8311
Hurco	TM10	80mm x 45mm	HURCO-	-8435 1-1/2"	-8436 2"	-INT	-8411	-8311
Hwacheon	5V	100mm x 63mm	HWA 5V-	-8435 1-1/2"	-8436 2"	-INT	-8411	-8311
Hwacheon	21HS	74mm x 30mm	HWA 21HS-	-8432 1-1/4"	-8435 1-1/2"	-INT	-8411	-8311
Hwacheon	Hi-Echo 3xAA	80mm x 50mm	HWA 3xAA-	-8435 1-1/2"	-8436 2"	-INT	-8411	-8311
Hwacheon	Hi-Tech 550A	90mm x 42mm	HWA 550A-	-8435 1-1/2"	-8436 2"	-INT	-8411	-8311
Hyundai	HIT 18	90mm x 42mm	HIT 18-	-8435 1-1/2"	-8436 2"	-INT	-8411	-8311
Ikegai	TU30	80mm x 110mm	IK TU30-	-8435 1-1/2"	-8436 2"	-INT	-8411	-8311
Kia	SKT21	75mm x 40mm	KIA SKT21-	-8435 1-1/2"	-8436 2"	-INT	-8411	-8311
Kia	28L	86mm x 55mm	KIA 28L-	-8435 1-1/2"	-8436 2"	-INT	-8411	-8311
Kia	SKT400	90mm x 42mm	KIA SKT400-	-8435 1-1/2"	-8436 2"	-INT	-8411	-8311
Kia	SKT1521 & 15	75mm x 40mm	KIA SKT1521-	-8435 1-1/2"	-8436 2"	-INT	-8411	-8311
Leadwell	LTC25	86mm x 55mm	LD LTC25-	-8435 1-1/2"	-8436 2"	-INT	-8411	-8311
Leadwell	LTC50XXL	110mm x 70mm	LD LCT50-	-8435 1-1/2"	-8436 2"	-INT	-8411	-8311
Mitee	Machine	76mm x 35mm	MITEE-	-8435 1-1/2"	-8436 2"	-INT	-8411	-8311
Miyano	LE II	80mm x 54mm	MIY LE11-	-8435 1-1/2"	-8436 2"	-INT	-8411	-8311
Miyano	TS60C	106mm x 92mm	MIY TS60C-	-8435 1-1/2"	-8436 2"	-INT	-8411	-8311
Murata	MW200	110mm x 76mm	MUR MW200-	-8435 1-1/2"	-8436 2"	-INT	-8411	-8311
Pragati	BTP 1/2	40mm x 20mm	PRAG 1/2-	-8420 3/4"	-8425 1"	-INT	-8411	-8311
Pragati	BTP 5/8	48mm x 24mm	PRAG 5/8-	-8420 3/4"	-8425 1"	-INT	-8411	-8311
Pragati	BTP 3/4	58mm x 32mm	PRAG 3/4-	-8425 1"	-8432 1-1/4"	-INT	-8411	-8311
Pragati	BTP 1	72mm x 36mm	PRAG 1-	-8435 1-1/2"	-8436 2"	-INT	-8411	-8311
Pragati	BTP 1-1/4	90mm x 70mm	PRAG 1-1/4-	-8435 1-1/2"	-8436 2"	-INT	-8411	-8311
Pragati	BTP 1-1/2	116mm x 70mm	PRAG 1-1/2-	-8435 1-1/2"	-8436 2"	-INT	-8411	-8311
Sharpe	MW200	54mm x 35mm	SHRP ST10-	-8435 1-1/2"	-8436 2"	-INT	-8411	-8311
SNK	SUT12	80mm x 50mm	SNK-	-8435 1-1/2"	-8436 2"	-INT	-8411	-8311
STAR	STAR	60mm x 50mm	STAR-	-8435 1-1/2"	-8436 2"	-INT	-8411	-8311
Takizawa	TZ20	70mm x 50mm	TAK TZ20-	-8435 1-1/2"	-8436 2"	-INT	-8411	-8311
Takamazu	XY180	72mm x 50mm	TAKAMAZ-	-8435 1-1/2"	-8436 2"	-INT	-8411	-8311
Tornos	TornosI	100mm x 85mm	TORNOS I-	-8435 1-1/2"	-8436 2"	-INT	-8411	-8311
Tornos	TornosII	100mm x 85mm	TORNOS II-	-8435 1-1/2"	-8436 2"	-INT	-8411	-8311
Viper	VT20	76mm x 35mm	VIP VT20-	-8435 1-1/2"	-8436 2"	-INT	-8411	-8311
Wasino	LJ103M	96mm x 96mm	WAS LJ103-	-8435 1-1/2"	-8436 2"	-INT	-8411	-8311
Wasino	LJ6	96mm x 96mm	WAS LJ6-	-8435 1-1/2"	-8436 2"	-INT	-8411	-8311
Wasino	LU5 & CL	60mm x 30mm	WAS LU5-	-8435 1-1/2"	-8436 2"	-INT	-8411	-8311

TOOL BLOCKS





THE “OILY”

Micro Lubrication Injector for Tapping Applications

**Special
Introductory
Offer**

A Unique New Tool for Friction Free Tapping Applications for both Horizontal and Vertical CNC machining processes. Zero interruption of the CNC machining process to manually lubricate the bore hole. Provides dedicated injection of Cutting Oil directly into the Drilled hole of the work piece prior to tapping.

Use CNC programmed positioning of the injector tip to provide micro lubrication of the entire bore hole upon contact. the OILY can hold 100 ml of cutting Oil serving 5000 bore holes 3mm. The OILY becomes just another tool in the CNC Tool-changer and can be used on angular positions. The OILY increases Tap longevity and CNC process safety.

Two Styles Available: OILY for Lathes & OILY for Mills.

Shank Diameter: 20mm



Part Numbers: OILY-L: Shorter style for Lath
OILY-M: Longer style for Mills

BAR PULLERS:

Straight Shank For CNC Lathes

**Special
Introductory
Offer**

Automate your CNC Turning center: Simple and Inexpensive way to save Time and Money! Self Adjusting coolant or Air Actuated Bar Pullers! The Bar Puller Advantage:

- Fast and Easy Set-up. Increases Productivity.
- Four fingered Bar Puller Holds both Square and Round Parts.
- Self Adjusting & Self Releasing
- Maintenance Free Operation
- Easily moves from one machine to the next.
- Minimal Space required on Turret due to compact design
- No more manually loading bar stock – precisely pulls and positions.
- **Shank Diameters:** Mini: 5/8” Round
Large: 1”, 30mm and 40mm Round.



- **Two Sizes:** “Mini” has gripping range of 1/8” to 1 1/8” Diameter.
“Large” has gripping range of 1/8” to 3 1/8” Diameter.



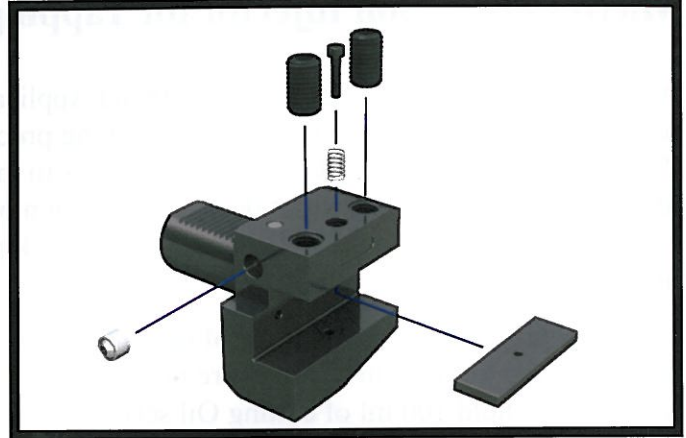

Part Numbers: BPMini 5/8”, BPLarge 1”, BPLarge 40mm & BPLarge 30mm

NEW PRODUCTS






Accessories



Coolant Nozzles & Extension Tubes



Press In Coolant Nozzles: Two Sizes Available

12MM	M5 x .8 Thread	Part Number: 8612mmCN
14MM	M6 x 1.0 Thread	Part Number: 8614mmCN



Extension Tubes: Direct more Coolant directly on the Cutting Edge!

M5 x .8:	40mm Long x 3mm ID	Part Number: 86M5ET
M6 x 1.0:	50mm Long x 4mm ID	Part Number: 86M6ET



Screw Lock Coolant nozzle for High Pressure Applications

Available in 14mm Diameter Coolant Nozzle



Turret Jet: New Threaded Style Coolant Nozzle

Available in three sizes: 1/8 NPT, 1/4 NPT and 3/8 NPT

NEW PRODUCTS





We Offer Accessory Parts for Your Global CNC Toolholders



Toolholder Bushings:

PART NUMBER	PART NUMBER
1) Set Screws	SS (Global Part Number to Fit)
2) Nut for 5C Collet Holder	5CN (Global Part Number to Fit)
3) Back Screw for 5C Collet Holder	BS5C (Global Part Number to Fit)
4) Nut for ER Straight Shank Collet Chuck	NER (Global Part Number to Fit)
5) Nut for TG Straight Shank Collet Chuck	NTG (Global Part Number to Fit)

VDI Toolholders:

PART NUMBER	PART NUMBER
1) Coolant Nozzle and Plastic Sleeve	CN (Global Part Number to Fit)
2) Clamp Plate	CP (Global Part Number to Fit)
3) Spring and Screws for Clamp Plate	SPSCP (Global Part Number to Fit)
4) VDI Shank Screw for ID Holders	SHS (Global Part Number to Fit)
5) Nut for ER Collet Chuck	VDINER (Global Part Number to Fit)
6) Nut for TG Collet Chuck	VDINTG (Global Part Number to Fit)

We Now Repair Driven VDI Tooling Guaranteed!



The CNC Advantage

Global CNC Industries has become a recognized leader in the Machine Tool Industry due to our dedication to performance, unsurpassed quality and our commitment to excellence.

Top Quality Products

Global CNC Industries continues to set the industry standards for Quality, Accuracy, Performance and Reliability. Our VDI Toolholders are made by skilled craftsmen using superior quality materials in conjunction with cutting edge technology.

Superior Customer Service

CNC's customer service is second to none. We have a fully trained sales staff that is ready to respond to your needs immediately. All sales representatives use the most advanced computer system to provide you with fast and reliable information regarding product availability and pricing.

Special Orders

When you have special requirements, CNC is the one to call. We will manufacture any custom work to specifically meet your needs and your budget.

Made in the USA

Global CNC Industries is proud to display the label "MADE IN THE USA." We are the original manufacturer and provide world class quality to all our customers. Majority of Products are Made in the USA with Select Items Imported.

Dedication to Excellence

When performance counts, count on Global CNC Industries. Our dedication to service, quality and performance are truly valued by all our customers.



"We are the original Manufacturer"

GLOBAL CNC INDUSTRIES, LTD.



11865 Globe Street • Livonia, MI 48150

Toll Free: 800-992-1195 • (734) 464-1929 • FAX (734) 464-2225

2012

Website: www.globalcnc.com

E-mail: sales@globalcnc.com